



City Government of Valenzuela

Ecological Profile 2021



Consolidated by
City Planning and Development Office



City Government of Valenzuela

Ecological Profile 2021

ACKNOWLEDGEMENT

The City Planning and Development Office proposed the forming of this Ecological Profile 2021 guide book. This is considered necessary and important for the researchers deriving from various cities, international and local communities, schools, non-government and government agencies that are looking for data, records and programs of Valenzuela City.

Without the assistance of the individual offices, making this guide book would be nearly impossible. Having said that, we would like to extend our most gratitude to each office, to all the hard-working employees of the City Government of Valenzuela and to the various national and private industries who kindly shared their statistical data with the City.

Through this profile, the City hopes that these statistical information would prove to be of great help in serving as a fundamental tool in planning.

And most of all, to our Mighty God who gives us wisdom and firmness to come up with this book, and who overwhelmed us with blessings everyday.

- City Planning and Development Office



Ecological Profile 2021

TABLE OF CONTENTS

I. GENERAL INFORMATION

A. Introduction	II
1. Brief History and Background	III
1.1. Valenzuela's Fame and Specialization, Political & Cultural History	IV
1.2. Awards and Accolades	VII
1.3. Roster of Local Chief Executives	XXXV
B. Physico-Environmental Conditions	1
1. Physical Features	2
2. Land Use Classification	13
3. Demography	16
3.1. Population	17
4. Millennium Development Goals	26

II. SECTORIAL ACTIVITIES

A. Social Development Sector	29
1. Health	30
1.1. COVID-19 Cases	61
2. Education	96
2.1. Public/Private Primary Schools Statistics	97
2.2. Public/Private Secondary Schools Statistics	114
2.3. Tertiary Schools Statistics	123
3. Peace and Order	133
4. Fire Protection and Prevention	149
5. Jail Management and Penology	172
6. Social Welfare	176
7. Housing and Resettlement	195
B. Economic Development Sector	204
1. Agriculture	205
2. Veterinary	210
3. Private Industries	213
4. Post Office	218
5. Employment	220
6. Locational Clearances	226
7. Tourism	228
8. Private Cemeteries and Memorial Parks	232
C. Infrastructure/Physical Development Sector	234
1. Infrastructure and Utilities	235
2. Transportation	237
3. Solid Waste Management	249
4. Road Networks and Infrastructure	251
5. Public Market	283
6. Public Cemetery	285
D. Environmental Management Sector	287
1. Conservation	288
2. Disaster Preparedness	295
3. Other Facilities	302
E. Institutional Sector	304
1. City Officials	305
2. Administrative Components	308
3. Management Team	315
4. The City Government Structure	341



LIST OF TABLES

TABLE NUMBER	CONTENTS	PAGE NUMBER
1	List of Barangays per District	11
2	Land Area and Share Percentage	12
3	Land Devotion Share and Percentage Increase (or Decrease)	15
4	5-year Population Projection	18
5	Population Density	19
6	Population Structure	24
7	Age Dependency Ratio	25
8	Age Composition	25
9	Sex Ratio	25
10	Millennium Development Goals Performance Indicators	27
11	Health Facilities District I	31
12	Health Facilities District II	32
13	List of Private Hospitals in Valenzuela City	33
14	Number of City Health Facilities	34
15	Health Office Personnel	35
16	Ratio of Public Health Worker to Population	36
17	Polo Lying-in Clinic New Born Screening Report	37
18	Mapulang Lupa Lying-in Clinic New Born Screening Report	37
19	Marulas Lying-in Clinic New Born Screening Report	38
20	Paso de Blas Lying-in Clinic New Born Screening Report	38
21	Canumay West Lying-in Clinic New Born Screening Report	39
22	Balubaran Lying-in Clinic New Born Screening Report	39
23	Lawang Bato Lying-in Clinic New Born Screening Report	40
24	Ugong Lying-in Clinic New Born Screening Report	40
25	Gen. T. De Leon Lying-in Clinic New Born Screening Report	41
26	Lying-in Clinic New Born Screening Report Summary	41
27	Operation Timbang	42
28	VCEH Bed Statistics	43
29	VCEH Annual Discharges	43
30	VCEH Outcome of Treatment	43
31	VCEH Leading Causes of Discharges	44
32	VCEH Leading Causes of Mortality	44
33	VCEH Services Rendered in OPD	45
34	VCEH Leading Causes of Consultation	45
35	Other Hospital Services	46
36	Surgical Operation	46
37	VCEH Major Services	46
38	VCEH Manpower	47
39	Valenzuela City Medical Center Annual Discharges	48
40	Valenzuela City Medical Center Outcome of Treatment	48
41	Valenzuela City Medical Center Top 10 Leading Causes of Discharges	48
42	Valenzuela City Medical Center Leading Causes of Mortality	49
43	Total Number Of Deliveries And Percentage	49
44	Top 10 Major Surgical Operation	49
45	Top 10 Minor Surgical Operation	50
46	Valenzuela Medical Center Bed Statistics	50
47	Valenzuela Medical Center Services Rendered in OPD	51
48	Top 10 Leading Causes Of OPD Consultation	52
49	VMC Services Rendered in Emergency Room	53
50	Top 10 Leading Causes Of ER Consultation	53
51	Other Hospital Services	54
52	Fatima Annual Discharges	54
53	Fatima Outcome of Treatment	55
54	Fatima Causes of Mortality	55
55	Fatima Total Number of Deliveries	56
56	Fatima Top 10 Major Surgical Operations	56



Ecological Profile 2021

57	Fatima Top 10 Minor Surgical Operations	57
58	Fatima Bed Statistics	57
59	Fatima Services Rendered in OPD	58
60	Fatima Top 10 Leading Causes of OPD consultation	58
61	Fatima Services Rendered in Emergency Room	58
62	Fatima Top 10 Leading Causes of ER Consultation	59
63	Fatima Other Hospital Services	59
64	Fatima Top 10 Leading Causes of Discharge	60
65	Arkong Bato Covid-19 Cases	62
66	Bagbaguin Covid-19 Cases	63
67	Balangkas Covid-19 Cases	64
68	Bignay Covid-19 Cases	65
69	Bisig Covid-19 Cases	66
70	Canumay East Covid-19 Cases	67
71	Canumay West Covid-19 Cases	68
72	Coloong Covid-19 Cases	69
73	Dalandanan Covid-19 Cases	70
74	Gen. T. De Leon Covid-19 Cases	71
75	Isla Covid-19 Cases	72
76	Karuhatan Covid-19 Cases	73
77	Lawang Bato Covid-19 Cases	74
78	Lingunan Covid-19 Cases	75
79	Mabolo Covid-19 Cases	76
80	Malanday Covid-19 Cases	77
81	Malinta Covid-19 Cases	78
82	Mapulang Lupa Covid-19 Cases	79
83	Marulas Covid-19 Cases	80
84	Maysan Covid-19 Cases	81
85	Palasan Covid-19 Cases	82
86	Parada Covid-19 Cases	83
87	Pariancillo Villa Covid-19 Cases	84
88	Paso de Blas Covid-19 Cases	85
89	Pasolo Covid-19 Cases	86
90	Poblacion Covid-19 Cases	87
91	Pulo Covid-19 Cases	88
92	Punturin Covid-19 Cases	89
93	Rincon Covid-19 Cases	90
94	Tagalag Covid-19 Cases	91
95	Ugong Covid-19 Cases	92
96	Veinte Reales Covid-19 Cases	93
97	Wawang Pulo Covid-19 Cases	94
98	Summary of Covid-19 Cases	95
99	Public Elementary Schools Enrollment Statistics – North and Central District	98
100	Public Elementary Schools Enrollment Statistics – East and South District	99
101	Private Elementary Schools Enrollment Statistics –District One	100
102	Private Elementary Schools Enrollment Statistics –District Two	101
103	Public Elementary Schools Dropout Statistics – North and Central District	102
104	Public Elementary Schools Dropout Statistics – East and South District	103
105	Private Elementary Schools Dropout Statistics – District One	104
106	Private Elementary Schools Dropout Statistics – District Two	105
107	Public Elementary Schools Promotee Statistics – North and Central District	106
108	Public Elementary Schools Promotee Statistics – East and South District	107
109	Private Elementary Schools Promotee Statistics –District One	108
110	Private Elementary Schools Promotee Statistics –District Two	109
111	Public Elementary Schools Repeater Statistics – North and Central District	110
112	Public Elementary Schools Repeater Statistics – East and South District	111
113	Private Elementary Schools Repeater Statistics –District One	112
114	Private Elementary Schools Repeater Statistics –District Two	113
115	Secondary Public Schools Enrolment Statistics	115
116	Secondary Private Schools Enrolment Statistics	116



Ecological Profile 2021

117	Secondary Public Schools Dropout Statistics	117
118	Secondary Private Schools Dropout Statistics	118
119	Secondary Public Schools Promotee Statistics	119
120	Secondary Private Schools Promotee Statistics	120
121	Secondary Public Schools Repeater Statistics	121
122	Secondary Private Schools Repeater Statistics	122
123	Children of Mary Immaculate College Enrollment Statistics	124
124	St. Louis College of Valenzuela Enrollment Statistics	125
125	St. Louis College of Valenzuela Graduate Statistics	126
126	Pamantasan ng Lungsod ng Valenzuela Enrollment Statistics	127
127	Pamantasan ng Lungsod ng Valenzuela Graduate Statistics	129
128	Valenzuela City Polytechnic College Enrolment Statistics	130
129	Valenzuela City Polytechnic College Graduate Statistics	132
130	Comparison of Crime Statistics	134
131	Comparision Of Index And Non-Index Crimes	134
132	Comparison Of Solved And Unsolved Crimes	134
133	Statistics on the Nature of Crimes Committed	135
134	Comparison Of Crimes According To Place Of Occurrence	139
135	Summary Of Issued Firearms To VCPS Personnel 2020	140
136	Police Community Precinct (PCP) Personnel	141
137	Police To Population Ratio	141
138	Sidewalk Clearing Operation	142
139	Number of Bantay Bayan Personnel by Barangay per Area - District I	142
140	Number of Bantay Bayan Personnel by Barangay per Area - District II	144
141	Number of Bantay Estudyante Personnel by Barangay per School – District I	146
142	Number of Bantay Estudyante Personnel by Barangay per School – District II	148
143	Fire-fighting Personnel and Facilities	150
144	Comparison of Crime Statistics	150
145	Fire Drill Safety Seminar and Fire Brigade Trainings	151
146	Number of Fire Safety Inspections Conducted and FSIC Issued	151
147	Annual Fire Code Fees Collected	151
148	Fire incidents 2021	152
149	Bantay Sunog Volunteers – District I	168
150	Bantay Sunog Volunteers – District II	170
151	Summary of Types of Crime	173
152	Summary of Inmates Released/Committed	173
153	Modes of Release	174
154	Percentage of Congestion	174
155	BJMP Valenzuela Manpower Complement (Male Dorm)	174
156	BJMP Valenzuela Manpower Complement (Female Dorm)	175
157	Alternative Learning System (ALS) for Inmates (Male Dorm)	175
158	Alternative Learning System (ALS) for Inmates (Female Dorm)	175
159	Government Internship Program Statistics	177
160	PWD Statistics per Type of Disability	178
161	Summary of PWD Issuance of ID and Booklet	179
162	Number of Pag-Asa Youth Association of the Philippines (PYAP) members	180
163	Temporary PWD ID 2020	181
164	PYAP Members According to Educational Attainment	182
165	Number of OSY-PYAP Members According to Gender	182
166	Number of PYAP Members According to Civil Status	182
167	Total Amount Extended from All Point of Services	182
168	Emergency Welfare Programs (CIU/3S Centers)	183
169	A.Aftercare Services for Operation Tokhang	184
170	B. Aftercare Services for Operation Tokhang	185
171	Number of Registered Senior Citizens	186
172	Summary of Assistive Devices Granted	187
173	Assistive Device Provision	188
174	Comparative Statistical Report on Enrollment	188
175	Number of Day Care Workers	188
176	Number of Day Care Centers	188



Ecological Profile 2021

177	Enrolment Report SY 2020-2021 (District I)	189
178	Enrolment Report SY 2020-2021 (District II)	191
179	Solo Parent I.D Issued	193
180	Total Number of Registered Birth, Marriage and Death Certificates	194
181	Number of Drug Surrenderers and Number of Treated	194
182	Socialized Housing Project under GMM Habitat for Humanity	196
183	Socialized Housing Project Under Group Land Acquisition and Development (GLAD)	196
184	Socialized Housing Project under Off-site Relocation	196
185	Socialized Housing Project Under Community Land Acquisition Support Program (CLASP)	196
186	Community Land Acquisition Support Program on going	196
187	Socialized Housing Project Under Community Mortgage Program (CMP) Take-out-LGU Originated	197
188	A.Socialized Housing Project Under Community Mortgage Program (CMP) Take-out-NGO Originated	197
189	B. Socialized Housing Project Under Community Mortgage Program (CMP) Take-out-NGO Originated	198
190	List of Community Associations Accredited by the Housing and Resettlement Office-District I	198
191	List of Community Associations Accredited by the Housing and Resettlement Office-District II	201
192	Rice Production per Barangay	206
193	Rice Farmers and Areas Planted	206
194	Monthly Leafy Vegetable Production per Barangay	207
195	Monthly FruitVegetable Production per Barangay	208
196	Dispersal of Vegetable Seedlings, Ornamentals, Fruit-bearing and Non-fruit Bearing Seedlings	209
197	Number of Seized Stray Dogs	211
198	Number of Pork Heads Slaughtered	212
199	Number of Chicken Heads Slaughtered	212
200	Private Market Directory	214
201	Top 5 Business Taxpayers per Scale	215
202	Plotting of Parcels, Digitizing of Building Footprints, and Tagging of Business Enterprise in Valenzuela city	216
203	Number of Stalls in South Supermarket and Other Businesses in the City	217
204	Number of Parcels per month	219
205	Regular Employment	221
206	Summary Placement	221
207	Job Fairs	222
208	Skills Registry System	222
209	Special Program for the Employment of Students	223
210	Career Guidance and Counselling Orientation	223
211	Summative Report of SENA	224
212	Locational Clearance Granted	227
213	Locational Clearance Denied	227
214	Barangay Festivities	229
215	Historical Landmarks	230
216	List of Private Cemeteries and Memorial Parks	233
217	Water Distribution (Tubig Patrol)	236
218	Tertiary Schools and Universities Infrastructure	236
219	Tricycle Franchising and Operators Permits Issued (District I)	238
220	Tricycle Franchising and Operators Permits Issued (District II)	239
221	Franchise Holders in the City	240
222	Private Motorized Tricycle in the City	241
223	Supervision Permit for Private Tricycle and Tricycle for Hire from Outside the City	243
224	Pedicab Franchising and Operator Permits Issued	244
225	Private Pedicabs in the City	245
226	E-Trikes in the City	246
227	City Traffic Routes	247
228	LGU Service Vehicles	248
229	Annual Waste Collection Report	250



City Government of Valenzuela

Ecological Profile 2021

230	Local Road Inventory	252
231	Local Bridge Inventory	281
232	List of 3S Centers	282
233	List of Disiplina Village	282
234	Number of Stalls in Polo Market	284
235	List of Public Cemeteries and Memorial Parks	286
236	Cleaning of Waterways	289
237	Flood Control and Drainage Facilities	294
238	Inventory of Equipment	296
239	Tabulation of Responses from January to December 2021	301
240	Parks and Playgrounds	303
241	Valenzuela City Hall Department Heads	316
242	List of Barangay Officials per Barangay	318
243	List of SK Officials per Barangay	329
244	City Hall Organizational Flow	342
245	City Hall Manpower Complement	343
246	Number of Voters per Barangay – District I	345
247	Number of Voters per Barangay – District II	346
248	Annual Budget Report 2021	347
249	Statement of Cash Flows 2021	350
250	Statement of Receipts and Expenditures 2021	351
251	SAP Beneficiaries	353
252	Ordinances Related to Schedule of Market Value	357
253	Ordinances Related to Assessment Level	357
254	Ordinances Related to Tax Rate	358



Ecological Profile 2021

LIST OF MAPS

TABLE NUMBER	CONTENTS	PAGE NUMBER
1	Location Map within the Seismic Belt	3
2	Valenzuela City District Map	4
3	Valenzuela City Surface Drainage Map	5
4	Soil Liquefaction Map	6
5	Valenzuela City Flood Hazard Map	7
6	Valenzuela City Ground Shaking Hazard Map	8
7	Area Map	9
8	Major Roads	10
9	Revised Land Use / Zoning Map	14
10	Household Density Map	20
11	Household Magnitude Map	21
12	Population Density Map	22
13	Population Magnitude Map	23



City Government of Valenzuela

Ecological Profile 2021

PART I: GENERAL INFORMATION



City Government of Valenzuela

Ecological Profile 2021

A. INTRODUCTION



City Government of Valenzuela

Ecological Profile 2021

1. BRIEF HISTORY & BACKGROUND



1.1 VALENZUELA'S FAME AND SPECIALIZATION

Valenzuela City, also known as the “Gateway of the North”, and part of the Third District of Metro Manila (i.e. CAMANAVA) has transformed from once being idyllic into a bustling city.

With great efforts and initiative of the past and present government leaders together with the dedicated and passionate employees of the local government, Valenzuela City continuously attract industries of different scales to situate in the designated growth nodes that are continuously being developed by the City as time goes by. Amidst different issues in terms of land use, the City Government continuously manages development while adapting and mitigating environmental impacts.

The City of Valenzuela is also a hub for different commercial businesses bolstered by efficient and effective business policies that encourage business owners to invest in the city and experience a hassle-free system for paying taxes, business permit acquisitions, and other related documents that only the city can provide.

Accelerated industrial development likewise provides a rich source of employment to match the demand of the growing labor force, thereby uplifting the economic status of the residents.

In this context, the local government will ceaselessly strive to grow and develop towards reaching its full potential.



POLITICAL & CULTURAL HISTORY

In early times, Polo was just hilly and within it, a pure virgin forest. At the foot of these hills ran creeks which emptied into the rivers. Agriculture and fishing were the only known forms of livelihood.

With the onset of civilization, the people decided to clear the wilderness to add more arable lands. From the forests came the wood used in setting up their homes and the municipal building. Taken from the hills were stones used in the construction of the church and chapels; and from the land came bountiful harvests of rice, corn, sugarcane and vegetables, while the rivers were rich sources of fish.

Polo acquired its independence, through the untiring efforts of Father Juan Taranco, with the assistance of Don Juan Monsod. The new town was carved out of the city of Meycauyan in the province of Bulacan, then known as Catanghalan. The first chapel was constructed in the barrio of Villa in honor of its Patron Saint San Diego de Alcalá, which was expanded and completed in 1632 by Father Jose Valencia who succeeded Father Taranco. It was in the former's time that the town church belfry tower and convent were constructed with the help of the town residents.

After many years, a small portion of Polo was made part of Obando, another town of Bulacan. However, on July 21, 1960, by virtue of Executive Order No. 401, signed by former President Carlos P. Garcia, the town of Polo was now divided into two (2), which gave way to the creation of the town of Valenzuela.

The event triggered the resentment of the residents of Polo, who was apprehensive that it might cause the economic and social collapse of the town. But when both towns were completely established, it was found out that the income of each town can support their individual financial requirements.

President Diosdado Macapagal signed Executive Order No. 46 annexing Polo to Valenzuela, with the latter retaining its name. This brought dissatisfaction from the residents of Polo and accused those who were responsible for the enactment of the order as disrespectful to history.

Fears emanate that Polo might just someday become a barrio. On the other hand, Ignacio Santiago, the elected Mayor, allayed their fears when he made available to them the various public services. He initiated the establishment of a Police Station and a branch of the Municipal Treasurer's Office in the Old Municipal Building of Polo.

The rapid growth of population and the corresponding increase of social and economic requirements of the Greater Manila area, where Valenzuela is a contiguous community, manifested the need for a coordinated and integrated delivery of essential services.



Ecological Profile 2021

In a referendum held on February 27, 1975, residents of the area including Valenzuela voted in favor of the integration of these four (4) cities and thirteen (13) municipalities into a manager or commission type of government. On this basis, on November 7, 1975, Presidential Decree 824 was issued creating Metropolitan Manila and constituting a Metropolitan Manila Commission. This brought the separation of Valenzuela from Bulacan and its integration into Metropolitan Manila.

This further triggered the growth of commercial and industrial establishments, contributing significant improvement in Valenzuela's economy. Economic, social and physical improvement brought about the dream of the people to elevate the status of Valenzuela into a city. On February 14, 1998, President Fidel V. Ramos signed RA 8526, an act passed by congress classifying Valenzuela as a highly urbanized city.

This was ratified by the people thru a plebiscite held on December 30, 1998, making City of Valenzuela as the 12th city of Metropolitan Manila and the 83rd city of the Republic of the Philippines.



1.2. AWARDS AND ACCOLADES

The City of Valenzuela, as it strives harder to serve the dynamic needs of Valenzuelano, commits to go beyond 'traditional and usual' administration and governance to avant-garde programs to better serve everyone who lives in Valenzuela and worthy to be emulated by adjacent and other local government units. Along with these advocacy are the awards and accolades granted to the City Government of Valenzuela due to its viable programs benefitted everyone in this City.

2021

2021 HEALTH SYSTEM GOALS AND TARGETS AWARD

Department of Health (DOH)

For invaluable contribution to the attainment of the city-wide health system goals and targets towards the achievement of Universal Health Care in the National Capital Region.

December 20, 2021

2021 MOST BUSINESS-FRIENDLY LGU AWARDS (HIGHLY URBANIZED CITY CATEGORY) - SPECIAL CITATION FOR 3S PLUS IN PUBLIC SERVICE

47th Philippine Business Conference and Expo

Philippine Chamber of Commerce and Industry (PCCI)

For being a model city of good and effective governance with the conviction to institute and ensure accountability, transparency and efficiency in operations through continually improved public services that benefit not only the business community but the entire constituency.

November 18, 2021

DIGITAL GOVERNANCE AWARDS 2021

3rd Place in Best in Customer Empowerment (G2C), Cities Category - Valenzuela LIVE Streaming School

Department of the Interior and Local Government, Department of Information and Communications Technology, National ICT Confederation of the Philippines

October 29, 2021

OUTSTANDING CAMPUS INTEGRITY CRUSADERS IN THE NATIONAL CAPITAL REGION FOR SY 2019-2020

Office of the Ombudsman

The PLV Supreme Student Council is the only college/university-based organization that was awarded in this edition. For the third consecutive year, they are once again lauded for implementing programs that promote campus integrity and social responsibility.

October 27, 2021



2021 GALING POOK AWARD - TOP 10 OUTSTANDING LOCAL GOVERNANCE PROGRAMS

1. Valenzuela LIVE Streaming School
2. Tagalag Fishing Village
3. Paspas Permit

Theme - *GobyerNEW: Magagaling na Programa mula sa Magagaling na Pook*

October 20, 2021

HIGHEST UNIT PERFORMANCE EVALUATION RATING IN NORTHERN POLICE DISTRICT

(NPD) - VALENZUELA CITY POLICE STATION (VCPS)

Philippine National Police - National Capital Region Office, Northern Police District

120th Police Service Anniversary

October 12, 2021

SELYO NG KAHUSAYAN SA SEBISYO PUBLIKO, ANTAS 1

Komisyon sa Wikang Filipino

Ang KWF Selyo ng Kahusayan sa Serbisyo Publiko ay timpalak at parangal para sa mga ahensiya at lokal na yunit ng pamahalaan na sumunod sa implementasyon ng Kautusang Tagapagpaganap Blg. 335 o EO 335 at nagpamalas ng kahusayan sa paggamit ng Filipino bilang wika ng serbisyo publiko.

August 31, 2021

OUTSTANDING SCAD CITY POLICE STATION FOR CY 2021, VALENZUELA CITY POLICE STATION (VCPS)

Philippine National Police - National Capital Region Office, Northern Police District

For notable accomplishments during the 26th PCR Month celebration with the theme "Pulisya at Pamayanan, BARANGAYanihan sa Hamon ng Pandemya sa Krimen"

Awarded August 02, 2021

OUTSTANDING SCAD PCO FOR CY 2021, PMAJ GINA PARINAS of the VALENZUELA CITY POLICE STATION (VCPS)

Philippine National Police - National Capital Region Office, Northern Police District

For accomplished performance during the 26th PCR Month celebration with the theme "Pulisya at Pamayanan, BARANGAYanihan sa Hamon ng Pandemya sa Krimen"

Awarded August 02, 2021

GAWAD PARANGAL - PAMANTASAN NG LUNGSOD NG VALENZUELA (PLV) AND VALENZUELA POLYTECHNIC COLLEGE (VALPOLY)

Commission on Higher Education (CHED)

Institutional Recognition and Certificate of Program Compliance in implementing RA 10931

Awarded July 16, 2021



FIRST SAFETY SEAL CERTIFICATION TO A LOCAL GOVERNMENT UNIT

Department of Trade and Industry, Department of the Interior and Local Government

The program assures consumers and the public that establishments with the Safety Seal are compliant with the minimum public health standards set by the government.

Awarded May 25, 2021

2020

SEAL OF GOOD EDUCATION GOVERNANCE 2020

Synergeia Foundation, 14th Washington SyCip National Education Summit

The Seal is given to Local Government Units (LGUs) that effectively organize all systems and processes in the delivery of basic education.

Awarded March 25, 2021

“GAWAD TAGA-ILOG”: THE SEARCH FOR THE MOST IMPROVED ESTERO IN METRO MANILA

Grand Champion

Department of Environment and Natural Resources (DENR-NCR)

Strong partnership and corporate social responsibility exhibited by stakeholders in an industrial zone.

The local action strongly contributes to the rehabilitation of Manila Bay through this kind of effort.

Awarded March 09, 2021

“GAWAD TAGA-ILOG”: THE SEARCH FOR THE MOST IMPROVED ESTERO IN METRO MANILA

People’s Choice Award

Department of Environment and Natural Resources (DENR-NCR)

Awarded March 09, 2021

“GAWAD TAGA-ILOG”: THE SEARCH FOR THE MOST IMPROVED ESTERO IN METRO MANILA

Special Citation for the Improvement of Lingunan Creek

Department of Environment and Natural Resources (DENR-NCR)

Awarded March 09, 2021

COVID-19 RESPONSE SERVICE AWARD

Department of Health - Metro Manila Center for Health Development

Awarded January 12, 2021

CITIES AND MUNICIPALITIES COMPETITIVENESS INDEX 2019

8th Place –Highly Urbanized Cities Overall Ranking

National Competitiveness Council

December 16, 2020



CITIES AND MUNICIPALITIES COMPETITIVENESS INDEX 2019

3rd Place – Government Efficiency Pillar, Highly Urbanized Cities Category

National Competitiveness Council

December 16, 2020

CITIES AND MUNICIPALITIES COMPETITIVENESS INDEX 2019

2nd Place – Resilience Pillar, Highly Urbanized Cities Category

National Competitiveness Council

December 16, 2020

CITIES AND MUNICIPALITIES COMPETITIVENESS INDEX 2019

3rd Place – Most Improved LGU, Highly Urbanized Cities Category

National Competitiveness Council

December 16, 2020

DIGITAL GOVERNANCE AWARDS 2020

Best in Business Empowerment - Cities Category (Paspas Permit)

Department of the Interior and Local Government, Department of Information and Communications Technology, National ICT Confederation of the Philippines

December 11, 2020

DIGITAL GOVERNANCE AWARDS 2020

Best in COVID-19 Response Award - Cities Category (ValTrace)

Department of the Interior and Local Government, Department of Information and Communications Technology, National ICT Confederation of the Philippines

December 11, 2020

DIGITAL GOVERNANCE AWARDS 2020

Huawei's Special Award for Best in Business Empowerment

Department of the Interior and Local Government, Department of Information and Communications Technology, National ICT Confederation of the Philippines

December 11, 2020

2019 MOST BUSINESS-FRIENDLY HIGHLY URBANIZED CITY

46th Philippine Business Conference and Expo

Philippine Chamber of Commerce and Industry (PCCI)

For being a model city of good and effective governance with the conviction to institute and ensure accountability, transparency and efficiency in operations through continually improved public services that benefit not only the business community but the entire constituency.

October 08, 2020



TOP PERFORMING LGU ON THE MANILA BAY CLEAN-UP REHABILITATION AND PRESERVATION (MBCRP) PROGRAM (4th Place - 94.30%)

2019 Assessment of LGU Compliance to the MBCRPP

Regional Inter-Agency Committee (RIAC) of the MBCRP

Compliance of the LGU to the Supreme Court continuing mandamus to clean, rehabilitate and preserve Manila Bay.

Awarded February 26, 2020

2019

CITY GOVERNMENT OF VALENZUELA AS A DRUG-FREE WORKPLACE

Department of the Interior and Local Government (DILG)

December 19, 2019

INSTITUTIONALIZING THE DSWD HOMECARE SERVICES FOR PERSONS WITH DISABILITY

2019 Dangal ng mga Taong May Kapansanan

Regional Council for Disability Affairs

Department of Social Welfare and Development (DSWD)

In recognition of the exemplary efforts of Metro Manila local government units with disability inclusive governance and inspire them to continue their programs and services in promoting and protecting persons with disabilities.

December 17, 2019

TOP 1 AMONG ALL THE CITIES IN THE PHILIPPINES, 2018 BLGF COLLECTION TARGET FOR TOTAL LOCAL REVENUES

2018 Revenue Collection Efficiency Ranking

Bureau of Local Government Finance, Department of Finance

December 12, 2019

TOP 1 AMONG ALL LOCAL GOVERNMENTS IN THE NATIONAL CAPITAL REGION, 2018 BLGF COLLECTION TARGET FOR REAL PROPERTY TAX (RPT)

2018 Revenue Collection Efficiency Ranking

Bureau of Local Government Finance, Department of Finance

December 12, 2019

TOP 2 AMONG ALL LOCAL GOVERNMENTS IN THE NATIONAL CAPITAL REGION, 2018 BLGF COLLECTION TARGET FOR FEES AND CHARGES

2018 Revenue Collection Efficiency Ranking

Bureau of Local Government Finance, Department of Finance

December 12, 2019



TOP 3 AMONG ALL LOCAL GOVERNMENTS IN THE NATIONAL CAPITAL REGION, 2018 BLGF COLLECTION TARGET FOR RECEIPTS FROM ECONOMIC ENTERPRISES

2018 Revenue Collection Efficiency Ranking

Bureau of Local Government Finance, Department of Finance

December 12, 2019

TOP 1, PROACTIVE LGU IN THE IMPLEMENTATION OF THE JUVENILE JUSTICE AND WELFARE ACT OF 2006 – CY 2019

BAHAY PAG-ASA VALENZUELA

Juvenile Justice and Welfare Council (JJWC)

Department of Social Welfare and Development (DSWD)

November 28, 2019

2018 SEAL OF CHILD FRIENDLY LOCAL GOVERNANCE

Council for the Welfare of Children

Department of the Interior and Local Government

Recognized for the city's commitment to the United Nations' Convention on the Rights of the Child through faithful delivery of services with positive results and impact in the Four Basic Rights of the Child: the right to survival, protection from exploitation and abuse, basic education, and equality.

November 21, 2019, date on plaque: April 10, 2019

EXEMPLARY SERVICE AND SUPPORT TO THE EASE OF DOING BUSINESS LAW (CERTIFICATE OF COMMENDATION)

Anti-Red Tape Authority (ARTA)

Commended for its compliance with the Ease of Doing Business Law, streamlining processes partnered with continuous innovation and automation of procedures and transactions.

November 20, 2019

CITIES AND MUNICIPALITIES COMPETITIVENESS INDEX 2018

17th Place, Highly Urbanized Cities Overall Ranking

National Competitiveness Council

Ranked for the ability of the city to rise above and create value that ultimately contributes to sustained productivity and to prosperity for its constituency within the impacts of the interplay of governance and economic factors, such as natural and physical conditions, the human, physical, financial and natural resources, and the system under which it operates.

October 24, 2019



CITIES AND MUNICIPALITIES COMPETITIVENESS INDEX 2018

Most Improved City

National Competitiveness Council

October 24, 2019

2019 MOST BUSINESS-FRIENDLY HIGHLY URBANIZED CITY

45th Philippine Business Conference and Expo (PBC&E)

Philippine Chamber of Commerce and Industry (PCCI)

For being a model city of good and effective governance with the conviction to institute and ensure accountability, transparency and efficiency in operations through continually improved public services that benefit not only the business community but the entire constituency.

October 17, 2019

Department of Health (DOH) - Metro Manila Center for Health Development

“Gabi ng Parangal 2019”

Best in Local Health Systems Development

October 16, 2019

Department of Health (DOH) - Metro Manila Center for Health Development

“Gabi ng Parangal 2019”

Best in TB Control Program

October 16, 2019

Department of Health (DOH) - Metro Manila Center for Health Development

“Gabi ng Parangal 2019”

Best in Supply Chain Management

October 16, 2019

Department of Health (DOH) - Metro Manila Center for Health Development

“Gabi ng Parangal 2019”

Best in Dengue Prevention and Control Program

October 16, 2019

Department of Health (DOH) - Metro Manila Center for Health Development

Program Implementation Review on Supply Chain Management 2019

Compliance on Implementation Supply Chain Management, Valenzuela City Health Department

October 16, 2019



**BEST NATIONAL PUBLIC EMPLOYMENT SERVICES OFFICE (PESO) 2019
and HALL OF FAME AWARDEE 2019**

Department of Labor and Employment (DOLE)

October 9, 2019

**BEST PUBLIC EMPLOYMENT SERVICES OFFICE (PESO) IN THE NATIONAL CAPITAL REGION
2019**

Top Regional Performer, Highly Urbanized City Category

Department of Labor and Employment (DOLE)

October 9, 2019

2018 SEAL OF GOOD EDUCATION GOVERNANCE

Synergeia Foundation

United States Agency for International Development (USAID)

SGV Foundation

PLDT and Smart Telecommunications

The Seal is given to Local Government Units (LGUs) that effectively organize all systems and processes in the delivery of basic education.

September 20, 2019

**HIGHEST NUMBER OF DRUG-CLEARED BARANGAYS (City Police Station / Municipal Police
Station Category)**

Valenzuela City Police Station (VCPS)

118th Police Service Anniversary

National Capital Region Police Office (NCRPO) and Philippine National Police (PNP)

August 13, 2019

HIGHEST ACCOMPLISHMENT IN PROJECT DOUBLE BARREL

Valenzuela City Police Station (VCPS)

118th Police Service Anniversary

National Capital Region Police Office (NCRPO) and Philippine National Police (PNP)

August 13, 2019

HIGHEST NUMBER OF ARRESTED NEUTRALIZED MOST WANTED PERSONS

Valenzuela City Police Station (VCPS)

118th Police Service Anniversary

National Capital Region Police Office (NCRPO) and Philippine National Police (PNP)

August 13, 2019

**2019 GAWAD KALASAG (KAlamidad at Sakuna LABanan, SARiling Galing ang Kaligtasan) Search
for Excellence in Disaster Risk Reduction and Management (DRRM) and Humanitarian Assistance
1st Place, Best Barangay Disaster Risk Reduction and Management Council (Barangay Arkong
Bato)**

Metro Manila Disaster Risk Reduction and Management Council (MMDRRMC)



Office of the Civil Defense - National Capital Region (OCD-NCR)

Given in recognition of the barangay's proactive efforts in assisting LGUs to prepare for local emergencies and various disasters.

July 30, 2019

2019 GAWAD KALASAG (KAlamidad at Sakuna LABanan, SAriiling Galing ang Kaligtasan) Search for Excellence in Disaster Risk Reduction and Management (DRRM) and Humanitarian Assistance 1st Place, Best Public High School (Bagbaguin National High School)

Metro Manila Disaster Risk Reduction and Management Council (MMDRRMC)

Office of the Civil Defense - National Capital Region (OCD-NCR)

July 30, 2019

2019 GAWAD KALASAG (KAlamidad at Sakuna LABanan, SAriiling Galing ang Kaligtasan) Search for Excellence in Disaster Risk Reduction and Management (DRRM) and Humanitarian Assistance Best Public Elementary School (Pio Valenzuela Elementary School)

Metro Manila Disaster Risk Reduction and Management Council (MMDRRMC)

Office of the Civil Defense - National Capital Region (OCD-NCR)

July 30, 2019

1st PLACE LOCAL PEACE AND ORDER COUNCIL PERFORMANCE AUDIT 2018 (MARK OF DISTINCTION)

Department of the Interior and Local Government (DILG)

June 03, 2019

1st PATHFINDING CITY IN THE WORLD TO END VIOLENCE AGAINST CHILDREN

The Global Partnership to End Violence Against Children (GPEVAC)

May 24, 2019

TOP EMPLOYER FOR MEMBERSHIP SAVINGS COLLECTION CATEGORY

Pag-IBIG Fund

2018 Stakeholders Accomplishment Report (StAR)

Recognizes the city's accomplishment as the top employer within Valenzuela, providing a large number of constituents with job opportunities, more than any other employer within the city.

April 3, 2019

TOP EMPLOYER FOR MULTIPURPOSE LOAN AVAILMENT CATEGORY

Pag-IBIG Fund

2018 Stakeholders Accomplishment Report (StAR)

Recognizes the city's accomplishment as the top employer within Valenzuela, aside from providing constituents with job opportunities, the city government also created an avenue for employees to utilize Pag-IBIG Fund's services such as loan availments.

April 3, 2019



2018 AIR QUALITY REPORT

2nd Place, SOUTHEAST ASIAN CITY WITH CLEANEST AIR

IQ AirVisual, Switzerland

Greenpeace International

Published: March 07, 2019

2018

2018 NATIONAL ANTI-DRUG ABUSE COUNCIL PERFORMANCE AWARD

100 Functionality Points, 2017 ADAC Performance Audit

Department of Interior and Local Government together with the Anti-Drug Abuse Council recognized the City Government's efforts in complementing the national government's anti-illegal drug campaign.

HALIGI NG DANGAL 2018

People's Choice Award

National Commission for Culture and the Arts

The recognition became the people's testament to the success of Valenzuela People's Park in providing an engaging space of recreation and expression within the heart of the city.

CITY/MUNICIPALITY ANTI-DRUG ABUSE COUNCIL FUNCTIONALITY AUDIT 2017

1st Place VALENZUELA ANTI-DRUG ABUSE COUNCIL

The Philippine Drug Enforcement Agency recognized the City Government's commitment in implementing anti-drug advocacy campaign and intensified war against illegal drugs.

TOP 1 PROACTIVE LGU IN THE IMPLEMENTATION OF THE JUVENILE JUSTICE AND WELFARE ACT OF 2006

BAHAY PAG-ASA NG VALENZUELA

ASSESSMENT OF LGUs TO THE COMPLIANCE TO THE MANILA BAY CLEAN UP, REHABILITATION AND PRESERVATION PROGRAM (MBCRPP), 1st PLACE

City Government of Valenzuela garnered a 91.45% in the assessment of Local Government Units who are compliant to the MBCRPP.

2018 OUTSTANDING LOCAL HEALTH SYSTEM AWARD

Department of Health

Commitment to improve and advance the local health system in the Philippines.



OUTSTANDING LGU (NCR) – NATIONAL TB CONTROL PROGRAM

Category: Population of 500,000-999,000

Department of Health

The Valenzuela City Health Office was recognized for its exemplary performance in the achievement of program goals and targets of the National TB Program.

2018 GALING POOK AWARD for Innovations and Excellence in Local Governance

• **Tayo na, Mapayapang Valenzuela: Valenzuela City's Comprehensive Safety and Security Plan**

Galing Pook Foundation

DILG-Local Government Academy (LGA)

Landbank

PHLPost

Forbes Foundation

Seaoil Foundation

BEST CITY POLICE STATION

VALENZUELA CITY POLICE STATION

National Capital Region Police Office (NCRPO)

Recognizes the City Government of Valenzuela and the local city police in maintaining a safe and clean police station which serves the constituents well.

UNIT WITH LOWEST PERCENTAGE OF PERSONNEL ADMINISTRATIVELY CHARGED

VALENZUELA CITY POLICE STATION

National Capital Region Police Office (NCRPO)

The award is given to the local police that posted the lowest percentage of personnel who are administratively charged. This shows the credibility and integrity of police staff and officers in the City.

MAYOR REX GATCHALIAN

SPECIAL AWARD TO LGU WITH IMMENSE CONTRIBUTION TO NCRPO

National Capital Region Police Office (NCRPO)

For the continuous and unwavering support of the city government of Valenzuela to the National Police, the former recognized its efforts in keeping the city and Metro Manila safe and peaceful.

2nd SAFEST CITY IN SOUTHEAST-ASIA

VALENZUELA CITY

NUMBEO

With a 25.21 percent crime index rate and 74.79 safety rate, Valenzuela city was ranked second in the safest cities in Southeast Asia by the collaborative online database Numbeo.



SEAL OF GOOD EDUCATION GOVERNANCE

Synergeia Foundation

United States Agency for International Development (USAID)

PLDT and Smart Telecommunications

The Seal is given to Local Government Units (LGUs) that effectively organize all systems and processes in the delivery of basic education.

2018 NATIONAL LITERACY AWARDS-OUTSTANDING LOCAL GOVERNMENT UNIT

2nd Place, Highly Urbanized City Category

Department of Education

Literacy Coordinating Council

The award recognized the City's Education 360 Degrees Investment Program as a comprehensive literacy initiative which gives all its constituents a chance to become literates and therefore effective members of the community.

REGIONAL AWARDEE (NCR) NATIONAL LITERACY AWARDS

OUTSTANDING LOCAL GOVERNMENT UNIT (HIGHLY-URBANIZED CITIES)

Department of Education

Recognized the Education 360 Degrees Investment Program, the City's leading literacy programs. The National Literacy Awards give recognition to government units, agencies, and the private sector for delivering services that help lift the literacy level of Filipinos.

KAPIT BISIG AWARD (CITY LEVEL)

Bangko Sentral ng Pilipinas

BSP recognized the City Government of Valenzuela's active participation in the information sharing arrangements relative to pawnshops and money service businesses, as contained in the 2009 Memoranda of Agreement between the BSP and the Department of the Interior and Local Government.

CITIES AND MUNICIPALITIES COMPETITIVENESS INDEX 2018

22nd Place, Highly Urbanized Cities Overall Top 50 Ranking

National Competitiveness Council

Ranked for the ability of the city to rise above and create value that ultimately contributes to sustained productivity and to prosperity for its constituency within the impacts of the interplay of governance and economic factors, such as natural and physical conditions, the human, physical, financial and natural resources, and the system under which it operates.



MAYOR REX GATCHALIAN

MOST OUTSTANDING LOCAL CHIEF EXECUTIVE 2018

National Capital Region Police Office (NCRPO)

Mayor REX as the most outstanding local chief executive of the year for his support and contributions on the PNP's efforts in eradicating illegal drugs and crime in the City.

BLGF COLLECTION TARGET FOR TOTAL LOCAL REVENUES

Top 1, National Capital Region

Bureau of Local Government Finance

Given in recognition of the city's 144.10% collection efficiency and for reaching the highest collection target rate among cities in the National Capital Region.

BLGF COLLECTION TARGET FOR TOTAL LOCAL REVENUES

Top 2, National Level

Bureau of Local Government Finance

Given in recognition of the city's 144.10% collection efficiency and for reaching the second highest collection target rate in Real Property Tax among cities in the Philippines.

BLGF COLLECTION TARGET FOR REAL PROPERTY TAX (RPT)

Top 1, National Capital Region

Bureau of Local Government Finance

Given in recognition of the city's 230.30% collection efficiency and for reaching the highest collection target rate in Real Property Tax among cities in the National Capital Region.

BEST PERFORMING LGU COOPERATIVE DEVELOPMENT OFFICE

1st Place, National Capital Region

Cooperative Development Authority

For fostering the micro-economic sector of the locality by upholding the principles of true cooperativism, thereby, helping them to achieve a common wellbeing that makes themselves active contributors to the growth of the local economy.

BEST PERFORMING LGU COOPERATIVE DEVELOPMENT OFFICE

2nd Place, Highly Urbanized Category

Cooperative Development Authority

For fostering the micro-economic sector of the locality by upholding the principles of true cooperativism, thereby, helping them to achieve a common wellbeing that makes themselves active contributors to the growth of the local economy.



SPECIAL CITATION FOR COOPERATIVE SOLIDARITY AND PARTNERSHIP PROGRAM IN NCR

Cooperative Development Authority

Awarded to the Valenzuela Cooperative Development Office for its exemplary efforts in promoting solidarity and partnership among cooperatives.

BEST PESO IN THE PHILIPPINES 2018

Department of Labor and Employment (DOLE)

BEST PERFORMING PESO – REFERRAL & PLACEMENT

National Capital Region (Bracket 3)

Department of Labor and Employment (DOLE)

LGU with the best referral and placement system in the National Capital Region.

BEST PERFORMING PESO – JOB FAIR

National Capital Region (Bracket 3)

Department of Labor and Employment (DOLE)

LGU with efficient conduct of job fairs in the National Capital Region.

BEST PESO IN THE NATIONAL CAPITAL REGION 2018

Department of Labor and Employment (DOLE)

TOP REGIONAL PERFORMER FOR NATIONAL BEST PESO AWARDS

Given in recognition of Valenzuela City's excellent performance in the 2018 National Best PESO Awards.

PROPERTY AND REAL ESTATE AWARDS 2018

Outstanding LGU, Public Infrastructure and Good Governance Category

International Real Estate Federation - Philippines

Outstanding local government unit with quality infrastructure projects

2018 GAWAD KALASAG (KAlamidad at Sakuna LABanan, SARiling Galing ang Kaligtasan) Search for Excellence in Disaster Risk Reduction and Management (DRRM) and Humanitarian Assistance 2nd Place, Best in Government Emergency Management (GEMS) – Urban Search and Rescue Category

Metro Manila Disaster Risk Reduction and Management Council (MMDRRMC)



Office of the Civil Defense - National Capital Region (OCD-NCR)

Awarded to **Valenzuela City Disaster Risk Reduction and Management Office (VCDRRMO) - Urban Search & Rescue Unit** for maintaining an outstanding system of operations and facilities in place, which allows rescue personnel to respond at the soonest possible time without jeopardizing both their and the client's safety.

2018 GAWAD KALASAG (KAlamidad at Sakuna LABanan, SARiling Galing ang Kaligtasan) Search for Excellence in Disaster Risk Reduction and Management (DRRM) and Humanitarian Assistance Best Barangay Disaster Risk Reduction and Management Council (Barangay Mapulang Lupa) Metro Manila Disaster Risk Reduction and Management Council (MMDRRMC)

Office of the Civil Defense - National Capital Region (OCD-NCR)

Given in recognition of the barangay's proactive efforts in assisting LGUs to prepare for local emergencies and various disasters.

2018 NCR LUPONG TAGAPAMAYAPA INCENTIVES AWARDS

4th Runner-up, Highly Urbanized Category (Barangay Maysan)

Department of Interior and Local Government

Awarded to Barangay Maysan for its exemplary achievement in implementing the Katarungang Pambarangay in accordance to RA 7160 or the Katarungang Pambarangay Law.

TOP EMPLOYER FOR MEMBERSHIP SAVINGS COLLECTION CATEGORY

Pag-IBIG Fund

Recognizes the city's accomplishment as the top employer within Valenzuela, providing a large number of constituents with job opportunities, more than any other employer within the city.

TOP EMPLOYER FOR MULTIPURPOSE LOAN AVAILMENT CATEGORY

Pag-IBIG Fund

Recognizes the city's accomplishment as the top employer within Valenzuela, aside from providing constituents with job opportunities, the city government also created an avenue for employees to utilize Pag-IBIG Fund's services such as loan availments.



2017

BEST PARTNER IN THE ANTI-ILLEGAL RECRUITMENT (PAIR) CAMPAIGN AWARD

Philippine Overseas Employment Administration

Recognizes the Valenzuela City Public Employment Services Office's (PESO) efforts against illegal recruitment and trafficking-in-persons.

GOVERNMENT BEST PRACTICE RECOGNITION 2017

Development Academy of the Philippines

Valenzuela City's Disiplina Village: Bagong Bahay, Bagong Buhay (Complete In-City Housing Package for Disaster Preparedness and Resiliency) for its innovativeness, result-oriented approach, systematic and data driven, and stakeholder-centered initiatives.

GOVERNMENT BEST PRACTICE RECOGNITION 2017

Education 360 Degrees Investment Program

Valenzuela City's Disiplina Village: Bagong Bahay, Bagong Buhay (Complete In-City Housing Package for Disaster Preparedness and Resiliency) for its innovativeness, result-oriented approach, systematic and data driven, and stakeholder-centered initiatives.

2017 GALING POOK AWARD for Innovations and Excellence in Local Governance

• **Valenzuela City's Disiplina Village: Bagong Bahay, Bagong Buhay (Complete In-City Housing Package for Disaster Preparedness and Resiliency)**

Galing Pook Foundation

DILG-Local Government Academy (LGA)

Landbank

PHLPost

Forbes Foundation

Seaoil Foundation

SEAL OF GOOD EDUCATION GOVERNANCE 2017

Synergeia Foundation Inc., USAID, and Smart Communications, Inc. recognized Valenzuela City's efforts in providing high quality basic education for the Valenzuelano students.

SEAL OF CHILD FRIENDLY LOCAL GOVERNANCE 2017

Department of Interior and Local Government

CGLGA is a tool that assesses the performance of LGUs in delivery of social services that promote the welfare of children.



SEAL OF GOOD LOCAL GOVERNANCE 2016

Department of Interior and Local Government

Recognizes Valenzuela City for complying to the core areas of good local governance such as Financial Administration, Disaster Preparedness, Social Protection with the essential criteria namely, Business-friendliness and Competitiveness, Peace and Order, and Environmental Management

CITIES AND MUNICIPALITIES COMPETITIVENESS INDEX 2017

17th Place, Highly Urbanized Cities Overall Ranking

National Competitiveness Council Philippines

United States Agency for International Development (USAID)

Ranked for the ability of the city to rise above and create value that ultimately contributes to sustained productivity and to prosperity for its constituency within the impacts of the interplay of governance and economic factors, such as natural and physical conditions, the human, physical, financial and natural resources, and the system under which it operates.

LOCAL GOVERNMENT UNIT E-READINESS LEADERSHIP AWARD

Department of Information and Communications Technology

The award recognizes local chief executives who are pioneering the adoption and strategic use of Information and Communications Technology (ICT) to enhance the delivery of government services, improve revenue/tax collection efforts, hasten business permits application and renewal processes, and to promote transparency in government operations.

BEST PESO IN THE PHILIPPINES 2017

Department of Labor and Employment (DOLE) recognized the Valenzuela City Public Employment Service Office (PESO) as the best PESO in the Philippines for the year 2017.

RED ORCHID AWARD 2017

The Department of Health recognized the Valenzuela City Jail Male Dormitory for being 100% Tobacco Free. The government offices and facilities are being judged based on their comprehensive campaign against smoking.

PUBLIC-PRIVATE PARTNERSHIP AWARD

The Department of Interior and Local Government

For valuable contribution in pursuing local economic development through the Public-Private Partnership (PPP) with the implementation of the Valenzuela Town Center.



2017 GAWAD KALASAG (KAlamidad at Sakuna LABanan, SARiling Galing ang Kaligtasan) Search for Excellence in Disaster Risk Reduction and Management (DRRM) and Humanitarian Assistance Best in Government Emergency Management (GEMS) – Urban Search and Rescue Category

Metro Manila Disaster Risk Reduction and Management Council (MMDRRMC)

Office of the Civil Defense - National Capital Region (OCD-NCR)

Awarded to **Valenzuela City Disaster Risk Reduction and Management Office (VCDRRMO) - Urban Search & Rescue Unit** for maintaining an outstanding system of operations and facilities in place, which allows rescue personnel to respond at the soonest possible time without jeopardizing both their and the client's safety.

BEST PESO IN NCR 2017

Department of Labor and Employment (DOLE) recognized the Valenzuela City Public Employment Service Office (PESO) after garnering an overall rating of 97%, making it the Best PESO in NCR for 2017.

BEST CAREER GUIDANCE AND EMPLOYMENT COACHING (Bracket 2)

Department of Labor and Employment (DOLE) recognized the Valenzuela City Public Employment Service Office (PESO) for giving the best career guidance and employment coaching to its constituents.

BEST IN REFERRAL AND PLACEMENT (BRACKET 2)

Department of Labor and Employment (DOLE) recognized the Valenzuela City Public Employment Service Office (PESO) for having the best referral and placement system in the National Capital Region for 2017.

REGIONAL BEST PERFORMING LOCAL GOVERNMENT UNIT- COOPERATIVE DEVELOPMENT OFFICE

The Office of the President- Cooperative Development Authority Manila Extension Office awarded the Valenzuela City Cooperative Development Office as the 1st runner up in the Best Performing Local Government Unit-CDO Awards in NCR.

TOP 1- BLGF COLLECTION TARGET FOR REAL PROPERTY TAX

In recognition of Valenzuela City's collection efficiency, having been ranked Top 1 among the local government in the National Capital Region, given by the Bureau of Local Government Finance.

TIMELY AND COMPLETE SUBMISSION OF THE QUARTERLY REPORT ON REAL PROPERTY ASSESSMENT, Top 2

The Bureau of Local Government Finance



BLGF COLLECTION TARGET FOR TOTAL LOCAL REVENUES, Top 2

Bureau of Local Government Finance

BEST LGU PARTNER FOR ADOPT AN ESTERO/WATER BODY

The Department of Environment and Natural Resources- Environmental Management Bureau-NCR awarded Valenzuela City as the Best Local Government Unit Partner for Adopt an Estero Project.

2017 TOP PERFORMING LGU OF NCR IN COMPLIANCE TO THE MANILA BAY MANDAMUS

The Department of Environment and Natural Resources- Manila Bay Site Coordinating Management awarded a plaque of recognition to Valenzuela City for being the Top performing Local Government Unit of National Capital Region in compliance to the Manila Bay Mandamus.

DOH-NCR EPIDEMIOLOGY AND SURVEILLANCE SYSTEMS AWARD

The Department of Health- National Capital Region Office awarded the City Government of Valenzuela for its exemplary efforts and exceptional contribution towards the achievement of an effective and an efficient Epidemiology and surveillance Systems in NCR.

OUTSTANDING LOCAL GOVERNMENT UNIT

500,000-1,000,000 Category

Department of Health – National Capital Region Office

For exemplary performance in the achievement of program goals and targets of National Tuberculosis Control Program in NCR.

DOH-NCR LGU COMMITMENT PLAQUE

The Department of Health- National Capital Region Office awarded the City Government of Valenzuela- Health Office for continuing partnership, invaluable commitment, and support in strengthening the health systems within the National Capital Region for better health outcomes of quality of life of Metro Manilans.

NATIONAL VOLUNTARY BLOOD SERVICES PROGRAM AWARD

The Department of Health- National Capital Region Office awarded the City Government of Valenzuela for its exemplary performance in implementing the National Voluntary Blood Services Program and achieving one percent blood donation ratio among its total population in 2016.



PURPLE RIBBON AWARD

The Department of Health- National Capital Region Office awarded the City Government of Valenzuela the Purple Ribbon Award for its exemplary practices, accomplishments, and innovations in the implementation of the Reproductive Health and Family Planning Program in 2016, awarded on September 27, 2017.

NEWBORN SCREENING EXEMPLARY PERFORMANCE AWARD

The Department of Health- National Capital Region Office awarded the City Government of Valenzuela the Newborn Screening Exemplary Performance Award for its consistent exemplary performance in helping the government improve the health of Filipino children through newborn screening.

2016

SEAL OF GOOD LOCAL GOVERNANCE 2015

Department of Interior and Local Government

Recognizes Valenzuela City for complying to the core areas of good local governance such as Financial Administration, Disaster Preparedness, Social Protection with the essential criteria namely, Business-friendliness and Competitiveness, Peace and Order, and Environmental Management.

2016 GAWAD KALASAG (KAlamidad at Sakuna LABanan, SARiling Galing ang Kaligtasan) Search for Excellence in Disaster Risk Reduction and Management (DRRM) and Humanitarian Assistance Best in Government Emergency Management (GEMS) – Urban Search and Rescue Category

Metro Manila Disaster Risk Reduction and Management Council (MMDRRMC)

Office of the Civil Defense - National Capital Region (OCD-NCR)

Awarded to **Valenzuela City Disaster Risk Reduction and Management Office (VCDRRMO) - Urban Search & Rescue Unit** for maintaining an outstanding system of operations and facilities in place, which allows rescue personnel to respond at the soonest possible time without jeopardizing both their and the client's safety.

CITIES AND MUNICIPALITIES COMPETITIVENESS INDEX 2016

11th Place, Highly Urbanized Cities Overall Ranking

National Competitiveness Council Philippines

United States Agency for International Development (USAID)

Ranked for the ability of the city to rise above and create value that ultimately contributes to sustained productivity and to prosperity for its constituency within the impacts of the interplay of governance and economic factors, such as natural and physical conditions, the human, physical, financial and natural resources, and the system under which it operates.



REGIONAL NUTRITION AWARDS 2016

1st runner-up in the 2015 Outstanding Local Government Unit (LGU) in Program Implementation and Management

Best in Program Effectiveness

Most Innovative LGU in the National Capital Region (NCR)

National Nutrition Council

2016 LGU Eco Champion

Department of Environment and Natural Resources – Environmental Management Bureau

Green Convergence

Bestowed for innovative programs in protecting the environment and lessening the impact of both natural and man-made disasters to the city and its people.

2015 SEAL OF CHILD-FRIENDLY LOCAL GOVERNANCE

Council For The Welfare Of Children

Department of the Interior and Local Government

Recognized for the city's commitment to the United Nations' Convention on the Rights of the Child through faithful delivery of services with positive results and impact in the Four Basic Rights of the Child: the right to survival, protection from exploitation and abuse, basic education, and equality.

2015

2015 BEST PERFORMING PESO IN NCR - Best in Career Guidance and Employment

Department of Labor and Employment

2015 INTEGRATED HIV BEHAVIORAL AND SEROLOGIC SURVEILLANCE AWARD

Department of Health – Epidemiology Bureau

Presented in recognition of steadfast commitment and unwavering support to evidence-based HIV programs and policies pivotal to Philippines' response to HIV epidemic.

2015 INFANT AND YOUNG CHILD NUTRITION AWARD

Department of Health – National Capital Region Office

Conferred for strong policy support on breastfeeding and infant and young child feeding through city and barangay ordinances.



2015 MOST BUSINESS-FRIENDLY HIGHLY URBANIZED CITY

HALL OF FAME Awardee for having awarded three times in five years

Philippine Chamber of Commerce and Industry (PCCI)

For being a model city of good and effective governance with the conviction to institute and ensure accountability, transparency and efficiency in operations through continually improved public services that benefit not only the business community but the entire constituency.

CHAMPION LOCAL GOVERNMENT UNIT IN THE IMPLEMENTATION OF CONVERGENCE STRATEGY, BUB PROJECTS AND LIVELIHOOD PROGRAM

Department of Social Welfare and Development – National Capital Region

2015 GALING POOK AWARD for Innovations and Excellence in Local Governance

Education 360° Investment Program

Galing Pook Foundation

DILG-Local Government Academy (LGA)

Landbank

PHLPost

Forbes Foundation

Seaoil Foundation

CITIES AND MUNICIPALITIES COMPETITIVENESS INDEX 2015

8th Place, Highly Urbanized Cities Overall Ranking

10th Place, Cities Overall Ranking

National Competitiveness Council Philippines

United States Agency for International Development (USAID)

Ranked for the ability of the city to rise above and create value that ultimately contributes to sustained productivity and to prosperity for its constituency within the impacts of the interplay of governance and economic factors, such as natural and physical conditions, the human, physical, financial and natural resources, and the system under which it operates.

JESSE ROBREDO AWARD OF EXCELLENCE IN ICT FOR GOOD GOVERNANCE

Finalist, 2015 Best in eGovCustomer Empowerment (G2C) Award Category

National ICT Confederation of the Philippines (NICP)

Department of the Interior and Local Government (DILG)

Globe

Awarded to the pioneering initiative, the “3S Plus” program for its exemplary accomplishment in re-



engineering the business environment in the city, particularly in the areas of streamlined business permits application system, the enhanced RPT tracking system through GIS, the automated building permits application system, and the e-mobile billing and payment system. The city's initiativeaced over other nominees in terms of innovativeness, sustainability, level of performance in addressing the problem, and in replicability.

GAWAD PARANGAL 2015 – BEST PERFORMING LGU COOPERATIVE DEVELOPMENT OFFICE Philippines, Highly Urbanized City Category

Cooperative Development Authority

For fostering the micro-economic sector of the locality by upholding the principles of true cooperativism, thereby, helping them to achieve a common wellbeing that makes themselves active contributors to the growth of the local economy.

SEAL OF GOOD FINANCIAL HOUSEKEEPING

Department of the interior and Local Government

BEST PERFORMING LGU COOPERATIVE DEVELOPMENT OFFICE in NCR

Cooperative Development Authority NCR

For fostering the micro-economic sector of the locality by upholding the principles of true cooperativism, thereby, helping them to achieve a common wellbeing that makes themselves active contributors to the growth of the local economy.

3rd BEST CITY IN SOUTHEAST ASIA IN HEALTHCARE

Numbeo, Ranked June 2015

3rd SAFEST CITY IN SOUTHEAST ASIA

Numbeo, Ranked June 2015

WATER AND SUSTAINABLE DEVELOPMENT AWARD - Kampeonngllog Award

Department of Environment and Natural Resources

Maynilad

Given in recognition of the crucial efforts in the formulation and implementation of the Metro Manila River System Management Plan (MMRSMP) through the MANATUTI River System Management Initiative.

EXCELLENCE IN KALUSUGANG PANGKALAHATAN AWARD

1st Place, 2015

Department of Health



LOWEST PREVALENCE RATE OF UNDERNUTRITION AMONG CHILDREN UNDER 6 YEARS OLD, RANKED 5th AT 1.8% INCIDENCE

Operation Timbang (OPT) Plus – NCR 2014

Department of Health

National Nutrition Council – National Capital Region

CHAMPIONS FOR HEALTH GOVERNANCE AWARDS

Lone Highly Urbanized City Finalist in Luzon

Kaya Natin! Movement for Good Governance and Ethical Leadership, Merck Sharp & Dohme (MSD) and The Jesse Robredo Foundation, supported by the Department of the Interior and Local Government (DILG) and the Department of Health (DOH).

2014

ISO 9001:2008 CERTIFICATION

Business Permits and Licensing Office, City Assessor's Office, Office of Building Official (Building, Electrical, Mechanical, Development and Occupancy Permits), Office of the Local Civil Registry, City Health Office (Health Permit), Zoning Office (Locational Clearance)

Validated and certified by TÜV SÜD PSB

Granted to the City Government of Valenzuela for continuous development and improvement of customer satisfaction and higher level of public trust through quality service and promotion of accountability to all its stakeholders. A systematic approach to management which conforms with the standards set forth by the International Organization for Standardization (ISO).

CITIES AND MUNICIPALITIES COMPETITIVENESS INDEX 2014

9th Place, Cities Overall Ranking

National Competitiveness Council Philippines

United States Agency for International Development (USAID)

Ranked for the ability of the city to rise above and create value that ultimately contributes to sustained productivity and to prosperity for its constituency within the impacts of the interplay of governance and economic factors, such as natural and physical conditions, the human, physical, financial and natural resources, and the system under which it operates.

E-READINESS LEADERSHIP AWARD 2014

Department of the Interior and Local Government (DILG) Department of Science and Technology (DOST) Department of Trade and Industry (DTI)

Supported by USAID INVEST Project



Bestowed to Mayor REX Gatchalian for pioneering the adoption and strategic use of Information and Communications Technology (ICT) to enhance the delivery of government services, improve revenue collection efforts and promote transparency in government operations. Assessed through the 2014 Business Permits & Licensing System (BPLS) Compliance and E-Readiness Survey.

MOST BUSINESS-FRIENDLY HIGHLY URBANIZED CITY FOR 2014

Philippine Chamber of Commerce and Industry (PCCI)

For being a model city of good and effective governance with the conviction to institute and ensure accountability, transparency and efficiency in operations through continually improved public services that benefit not only the business community but the entire constituency.

JESSE ROBREDO AWARD OF EXCELLENCE IN ICT FOR GOOD GOVERNANCE

2014 Champion, Best in eGov Business Empowerment Award Category

National ICT Confederation of the Philippines (NICP)

Department of the Interior and Local Government (DILG)

Globe

Awarded to the pioneering initiative, the “3S Plus” program for its exemplary accomplishment in re-engineering the business environment in the city, particularly in the areas of streamlined business permits application system, the enhanced RPT tracking system through GIS, the automated building permits application system, and the e-mobile billing and payment system. The city’s initiative aced over other nominees in terms of innovativeness, sustainability, level of performance in addressing the problem, and in replicability.

2013 BEST PUBLIC EMPLOYMENT AND SERVICES OFFICE (PESO) IN NCR

1st Runner Up

2013 BEST IN REFERRAL AND PLACEMENT

Department of Labor and Employment

For the LGU’s extensive efforts in the delivery of sustained jobs promotion and human resource development down to the grassroots- based network through efficient, accessible, and responsive services to strengthen local employment and to address jobs-skills mismatch.

GAWAD PARANGAL 2014 – BEST PERFORMING LGU COOPERATIVE DEVELOPMENT OFFICE, Highly Urbanized City Category

Cooperative Development Authority

For fostering the micro-economic sector of the locality by upholding the principles of true cooperativism, thereby, helping them to achieve a common wellbeing that makes themselves active contributors to the growth of the local economy.

LIVEABLE CITIES DESIGN CHALLENGE 2014

2nd Place, Government/Evacuation Center Category



National Competitiveness Council Philippines USAID

WWF for Nature

Asia Society

Urban Land Institute

ASSURE

APEC 2015 Council

Microsoft

For the systematic and comprehensive design that addresses the disaster vulnerability of the city, and integration of varied and innovative schemes for utilizing the proposed structure, thereby promoting resiliency and effective service delivery.

OUTSTANDING CITY IN NCR IN NUTRITION PROGRAM IMPLEMENTATION AND MANAGEMENT

1st Runner Up

Department of Health

National Nutrition Council – National Capital Region

Awarded for the city's robust fight against nutrition problems in its locality, such as undernutrition, micronutrient deficiencies, and overweight and obesity, resulting in exemplary performance in nutrition program management and service delivery as assessed through the Monitoring and Evaluation of Local Level Plan Implementation (MELLPI), the monitoring and evaluation scheme of the Philippine Plan of Action for Nutrition (PPAN).

2014 SEAL OF CHILD-FRIENDLY LOCAL GOVERNANCE

Council for the Welfare of Children

Department of the Interior and Local Government

Recognized for the city's commitment to the United Nations' Convention on the Rights of the Child through faithful delivery of services with positive results and impact in the Four Basic Rights of the Child: the right to survival, protection from exploitation and abuse, basic education, and equality.

AGE-FRIENDLY CITY 2014

Coalition for the Services of the Elderly

supported by the Department of Social Welfare and Development

Awarded for being an exceptional city that assures that older people remain busy and active contributors to the life of the community through employment as BantayEstudyante and Bantay Bayan, and as volunteers to the city's feeding and disaster preparedness programs. Geriatric healthcare was also cited, particularly the "DalawniDok" program which provides medical visits in all barangays for senior citizens who cannot go to a doctor.



BEST POLICE STATION

National Capital Region Police Office

Police station with past and continuing notable accomplishments beyond the rating period.

GOLDEN EAGLE AWARD 2013, 2014

Philippine National Police

For outstanding commitment and unwavering support in the effective implementation of the PNP P.A.T.R.O.L. Plan 2030: the “Peace and Order Agenda for Transformation and Upholding of the Rule of Law” to achieve meaningful strides in enhancing the procurement and budget systems, upgrading skills and capabilities, improving crime prevention and crime solution, and promoting active community engagement and partnership.

COUNTRY’S BEST CITY JAIL 2014

Bureau of Jail Management and Penology

Conferred for the outstanding accomplishments and contributions of the BJMP Valenzuela in the delivery of enhanced public safety through provision of sustained humane safekeeping and development of inmates.

HIGHEST COMPLIANCE VERIFICATION RATE ON PANTAWID PAMILYANG PILIPINO PROGRAM (4PS)

94% on Compliance Verification Rate, National Capital Region’s 2013 highest average

Department of Social Welfare and Development (DSWD), 2014

BEST IN RAPID EVACUATION CENTER ASSESSMENT

For efficient relay of important statistics during typhoons

Department of Social Welfare and Development, April 4, 2014

EXEMPLARY NEWBORN SCREENING FACILITY

Valenzuela City Emergency Hospital

90% and above screening rate of the total live births delivered in 2011 and 2012

Department of Health (DOH)

University of the Philippines - National Institutes of Health (UP-NIH), 2013

NEWBORN SCREENING ACHIEVERS

Marulas Lying-In Clinic, Paso De Blas Lying-In Clinic And MapulangLupa Lying-In Clinic

90% and above screening rate of the total live births delivered in 2011 and 2012

Department of Health (DOH)



City Government of Valenzuela

Ecological Profile 2021

University of the Philippines - National Institutes of Health (UP-NIH), 2013

MOST ACTIVE LGU PARTNER IN IN-CITY HOUSING

for the city government's vital role as government partner in promoting efficient delivery of housing strategies, programs and projects

National Housing Authority (NHA)

Housing and Urban Development Coordinating Council (HUDCC), 2013



1.3. ROSTER OF LOCAL CHIEF EXECUTIVES



Rexlon T. Gatchalian
July 1, 2013 - Present

Elected 26th Mayor of Valenzuela City

As chief executive of Valenzuela City elected during the May 2013 midterm elections, he is determined to strengthen the availability of social and healthcare services for all Valenzuelanos, from the date the mother conceives until old age.

His public service platform, better known as the “Five Pillars of Good Governance,” focused on the essential needs of his constituents: (1) Education, (2) Health and Social Services, (3) Housing, (4) Job Generation, and (5) Trade and Industry.

Mayor REX’s commitment to bring his idealisms to life needed only a short period to materialize. His inclination to create chains of infrastructure made him Valenzuela City’s fastest-achieving chief executive by building the most number of government edifices in less than two years in office.

Among the infrastructures he concretized are the 48 barangay health stations (BHS) and the Sentro ng Sama-Samang Serbisyo or 3S Centers strategically situated all over the city. It is also during his tenure that the ALERT Center, the Valenzuela City’s Peoples Park and Amphitheater, the Valenzuela School of Mathematics and Science and other notable projects became a solid reality.

Quest for a More Liveable Valenzuela City

After completing his projects for the 5 Pillars, Mayor REX’s second wave of undertakings focused on transforming Valenzuela City into a more liveable one. His notion of a ‘liveable city’ essentially implies the presence of a levelled up infrastructure network and integrated sound protocols on logistics and management that will enable the city to respond to disasters and other challenges - hence, the birth of the ALERT Center (Allied Local Emergency and Evacuation Response Teams). The ALERT Center is the brain of the disaster preparedness and response of the city, and the roof of the Valenzuela City Disaster Preparedness Office (DPO), the new Central Fire Station, Red Cross Volunteer Center, the Valenzuela City Command and Coordinating Center (VC-C3), and the VC Tent.



Ecological Profile 2021



Sherwin T. Gatchalian
July 1, 2004 - June 30, 2013



Jose Emmanuel L. Carlos
July 1, 1995 - June 30, 2004



Santiago A. De Guzman
Nov. 15, 1988 - 1992
1992 - June 30, 1995



Romeo Llenado
July, 1988 - Nov. 14, 1998
Acting Mayor




Linda Santos
Jan. 1988 - June 1988
Appointed OIC



Wilfredo F. Chongco
March 1986 - Dec. 1987
Appointed OIC
Revolutionary Government



Geronimo Angeles
1968 - 1968



Ignacio Santiago
1964 - 1967



Faustino Lazaro
1962 - 1963



Gregorio Marcelo
1961 - 1962



Florentino Deato
1960 - 1963
(Separation of Polo)



Enrique Bautista
1960 - 1961
(Separation of Valenzuela)



Ecological Profile 2021




Ignacio Santiago
1956 - 1959



Avelino Deato
1952 - 1955



Faustino Lazaro
1945 - 1946



Japanese Occupation
1945 - 1946



Florentino Deato
1946 - 1951



Feliciano Ponciano
1942 - 1943
Replaced by Hon. Andres
Fernando; Executed by Japanese



Andres Fernando
1940 - 1942
1931 - 1937



Leopoldo Santiago
1937 - 1940



Barcinico Espiritu
1928 - 1931



Arcadio Deato
1922 - 1928



Tomas de Castro
1920 - 1922



Rufino D. Valenzuela
1917 - 1919



Ecological Profile 2021



Jose Serapio
1912 - 1917



Melencio Valenzuela
1910 - 1912



Inoc Guansing
1908 - 1909



Rufino D. Valenzuela
1903 - 1907



Nemencio Santiago
1901 - 1903



Dr. Pio Valenzuela
1899 - 1901



City Government of Valenzuela

Ecological Profile 2021

B. PHYSICO ENVIRONMENTAL CONDITIONS



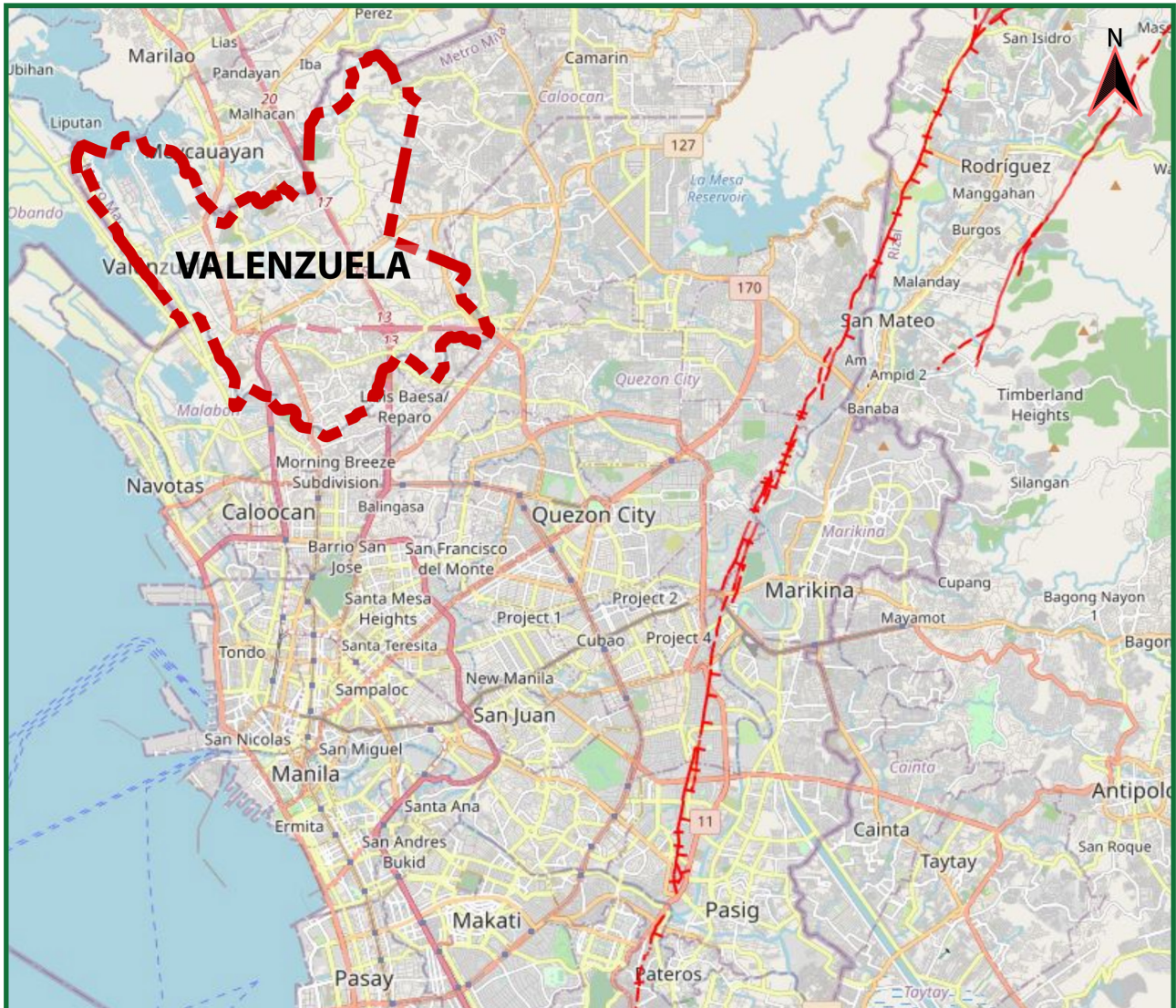
City Government of Valenzuela

Ecological Profile 2021

1. PHYSICAL FEATURES



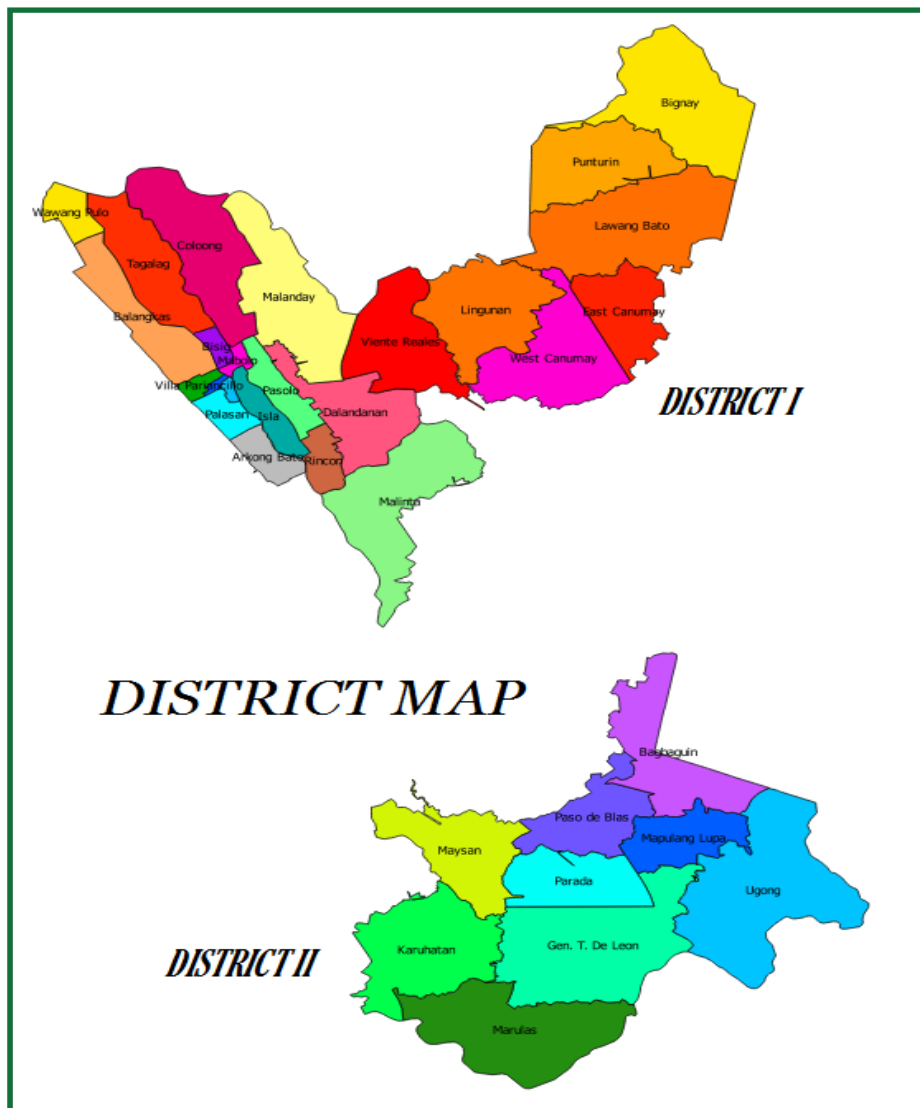
MAP 1. LOCATION MAP WITHIN THE SEISMIC BELT



SOURCE: CITY PLANNING AND DEVELOPMENT OFFICE



MAP 2. VALENZUELA CITY DISTRICT MAP

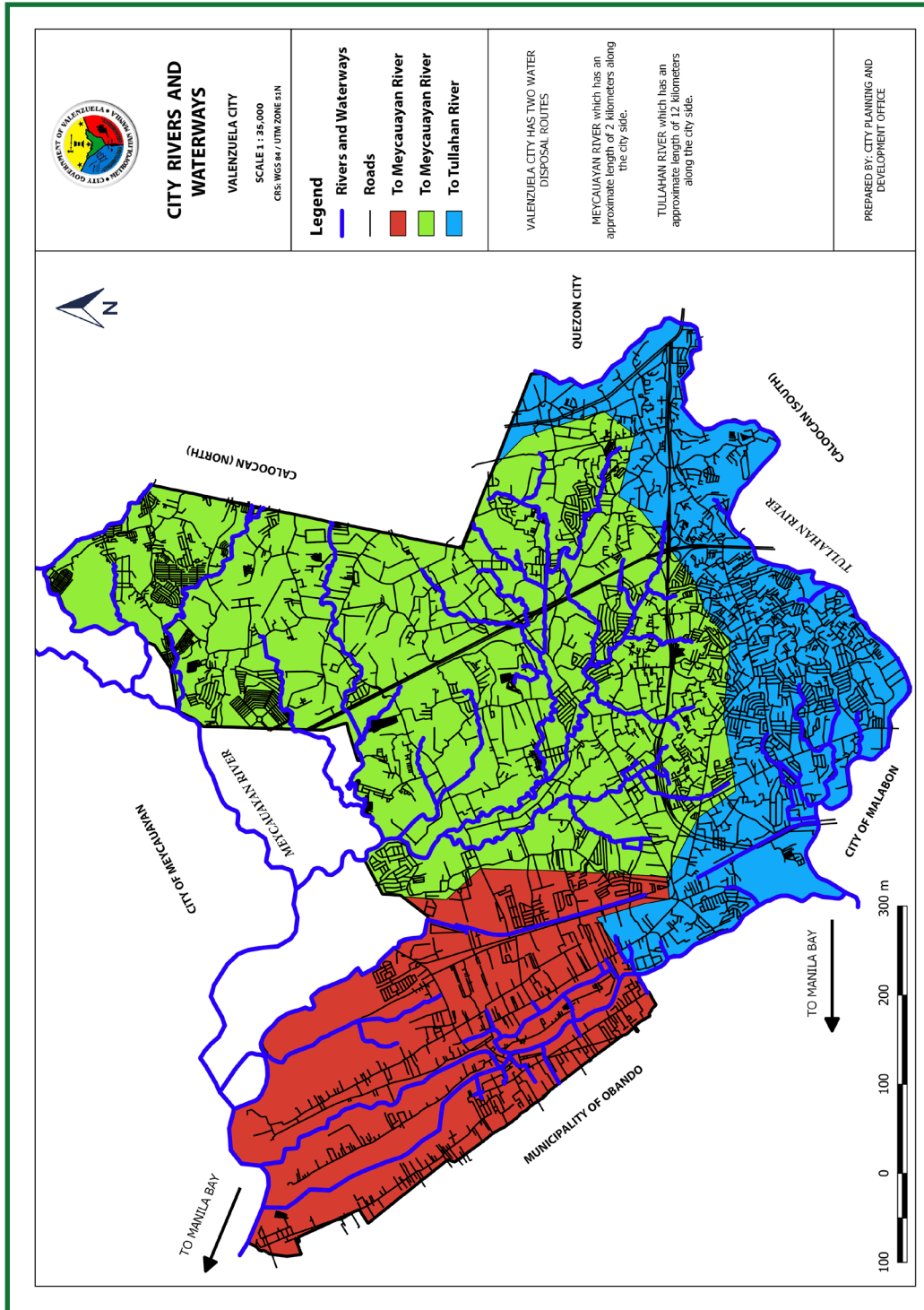


The map shows the division of all barangays of Valenzuela by district. The City is divided into two (2) political districts. This is to ensure the enough representation of the entire city to the Congress.

District I includes twenty-four (24) Barangays, namely, Arkong Bato, Balangkas, Bignay, Bisig, Canumay East, Canumay West, Coloong, Dalandanan, Isla, Lawang Bato, Lingunan, Mabolo, Malanday, Malinta, Palasan, Pariancillo Villa, Pasolo, Poblacion, Pulo, Punturin, Rincon, Tagalag, Veinte Reales, and Wawang Pulo. While District II includes nine (9) Barangays, they are Barangay Bagbaguin, Karuhatan, Gen. T. De Leon, Mapulang Lupa, Marulas, Maysan, Parada, Paso de Blas, and Ugong.



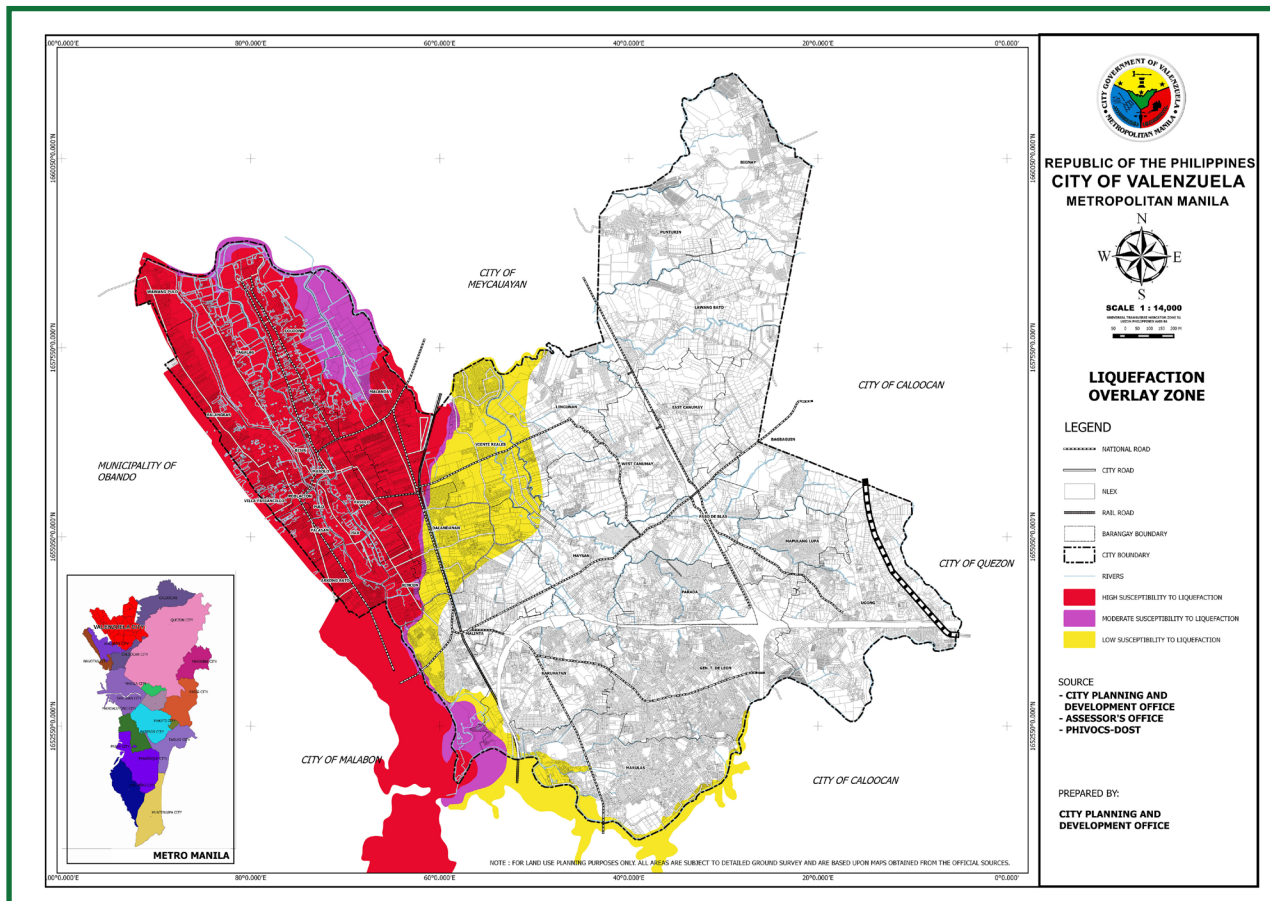
MAP 3. VALENZUELA CITY SURFACE DRAINAGE MAP



SOURCE: CITY PLANNING AND DEVELOPMENT OFFICE



MAP 4. SOIL LIQUEFACTION MAP



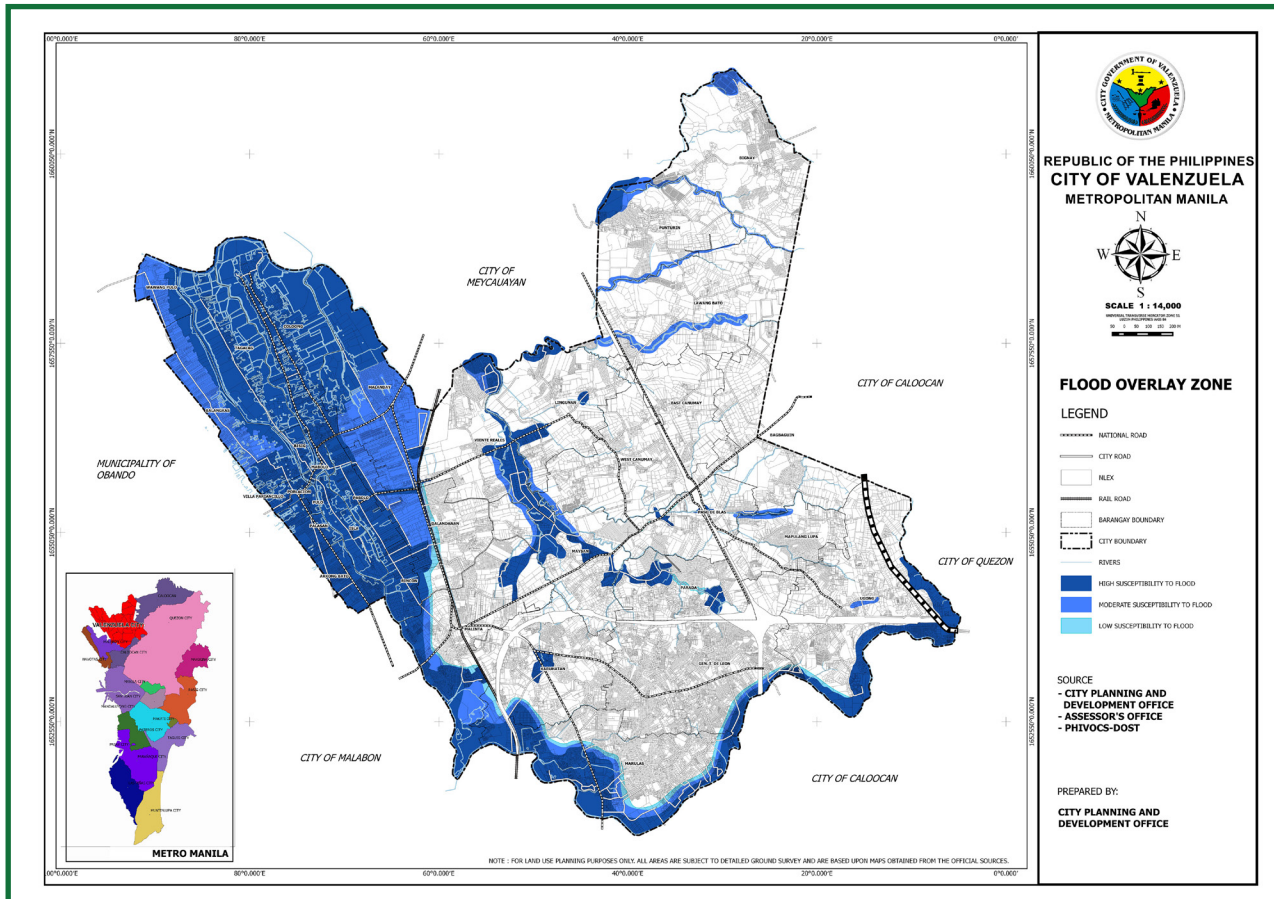
The Valenzuela City Liquefaction Overlay Zone shows portions of the City that it prone in liquefaction (i.e. a phenomenon whereby a saturated or partially saturated soil substantially loses strength and stiffness in response to an applied stress, usually earthquake shaking or other sudden change in stress condition, causing it to behave like a liquid.)

Areas with high susceptibility to liquefaction are Barangay Wawang Pulo, Balangkas, Tagalag large part of Coloong, Bisig, Villa Pariancillo, Poblacion, Pulo, Palasan, Isla, Arkong Bato, Mabolo, Pasolo, Rincon, Portions of Malanday, Dalandanan and Veinte Reales; whereas those areas that are of moderate susceptibility are portions located at Barangays Wawang Pulo, Tagalag, Malanday, Coloong, Dalandanan, Veinte Reales and Malinta; while areas with low susceptibility are portions of Barangay Veinte Reales, Lingunan, Dalandanan, Malinta, Karuhatan and Maysan

SOURCE: CITY PLANNING AND DEVELOPMENT OFFICE



MAP 5. VALENZUELA CITY FLOOD HAZARD MAP

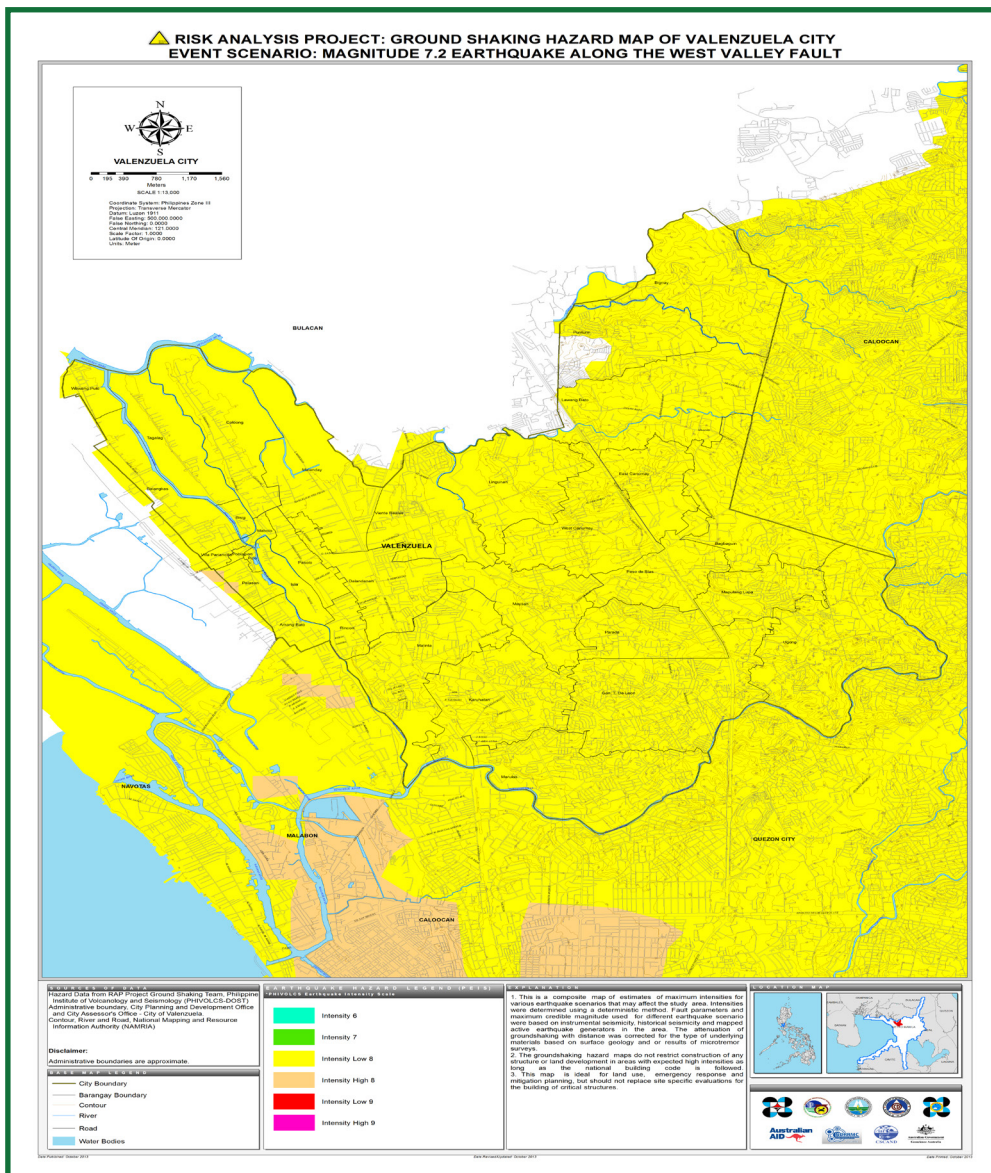


The Valenzuela City Flood Overlay Zone shows the areas where flooding is more likely to happen. Areas with high susceptibility are adjacent areas of Municipality of Obando (Pulo Areas), adjacent areas of the City of Malabon (Marulas, Karuhatan, and Malinta). It can be assumed that the MaNaTuTi (Malabon-Navotas-Tullahan-Tinajeros) River System greatly/seriously affects the flooding should heavy rainfall is continuous for an estimated time of 6 hours- 1 day.

SOURCE: CITY PLANNING AND DEVELOPMENT OFFICE



MAP 6. VALENZUELA CITY GROUND SHAKING HAZARD MAP

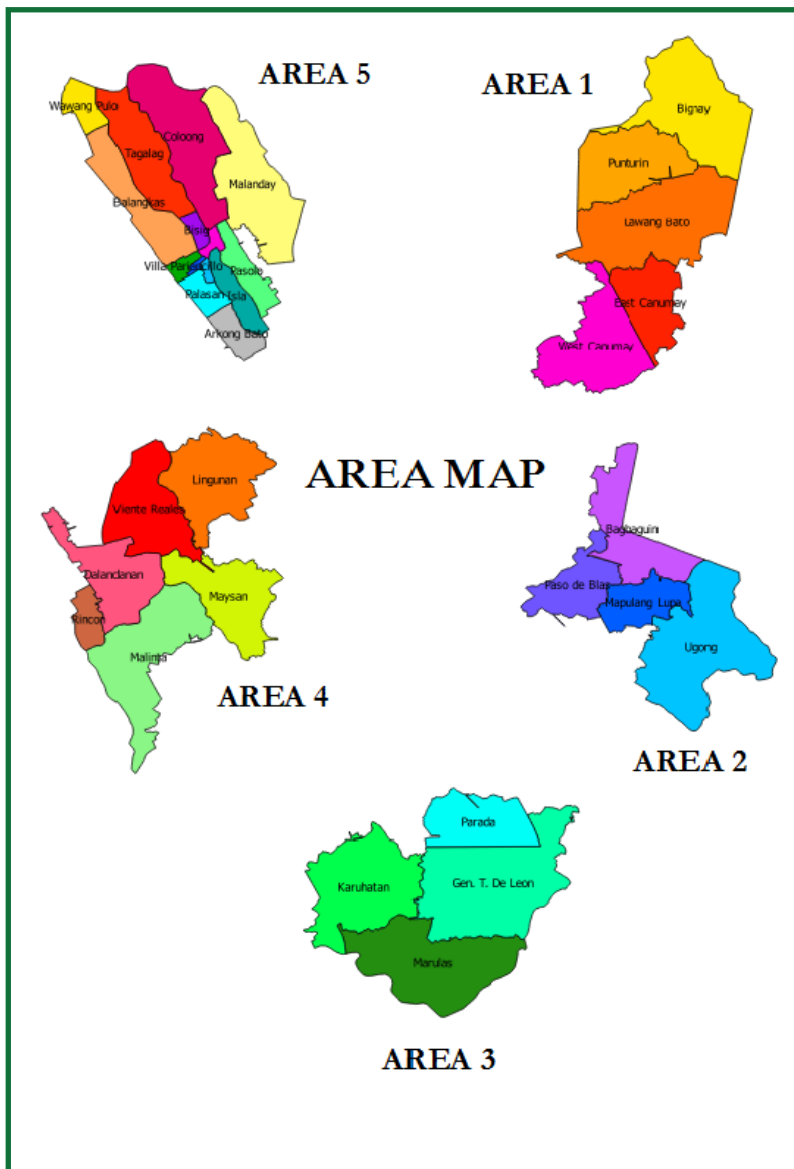


The Valenzuela City Ground Shaking Hazard Map shows areas that will most likely be affected by a Magnitude 7.2 earthquake. The whole City is highlighted in the color yellow, meaning that the whole city highly susceptible to ground shaking along the West Valley Fault with the intensity of Low 8.

SOURCE: CITY PLANNING AND DEVELOPMENT OFFICE



MAP 7. AREA MAP



The City of Valenzuela divided the barangays using the “Clustering System” in which adjacent areas are clustered accordingly. Primarily, it was clustered so when an intervention is applied, it would be easy to identify the strategic location where it is to be established.

There are five (5) clusters as shown on the map; please refer to Table No. 2 to see the clustering and its land area and distribution to the total land area as well.

SOURCE: CITY PLANNING AND DEVELOPMENT OFFICE



MAP 8. MAJOR ROADS

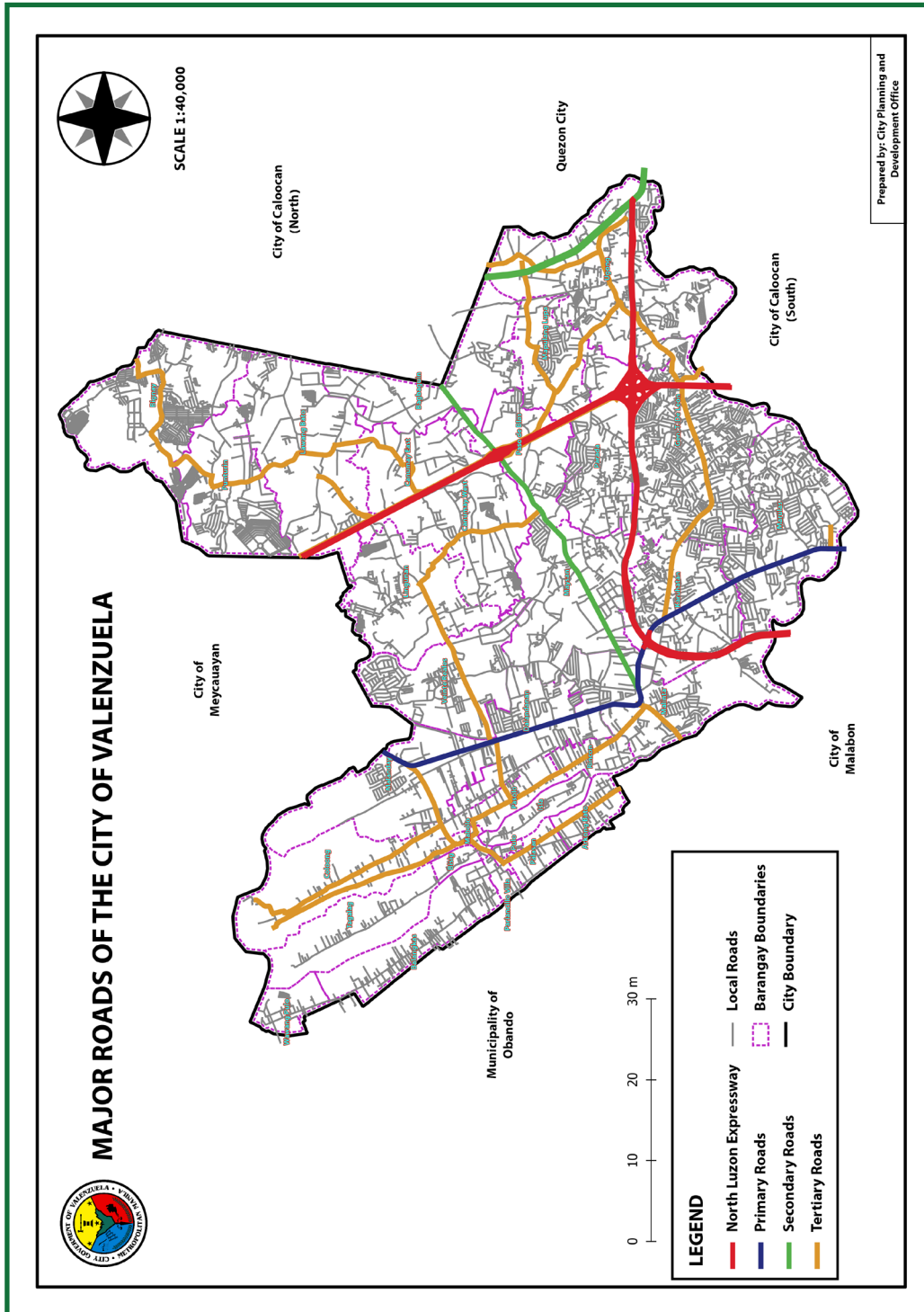




TABLE 1. LIST OF BARANGAYS PER DISTRICT

DISTRICT I	DISTRICT II
1. Arkong Bato	1. Bagbaguin
2. Balangkas	2. Karuhatan
3. Bignay	3. Gen. T. De Leon
4. Bisig	4. Mapulang Lupa
5. Canumay East ¹	5. Marulas
6. Canumay West	6. Maysan
7. Coloong	7. Parada
8. Dalandanan	8. Paso de Blas
9. Isla	9. Ugong
10. Lawang Bato	
11. Lingunan	
12. Mabolo	
13. Malanday	
14. Malinta	
15. Palasan	
16. Pariancillo Villa	
17. Pasolo	
18. Poblacion	
19. Pulo	
20. Punturin	
21. Rincon	
22. Tagalag	
23. Veinte Reales	
24. Wawang Pulo	

SOURCE: CITY PLANNING AND DEVELOPMENT OFFICE

¹Canumay East and Canumay West were legally separated through plebiscite last 2012 and approved by the 17th Congress.

**TABLE 2. LAND AREA AND SHARE PERCENTAGE**

BARANGAY	LAND AREA (has)	% DISTRIBUTION
AREA I	1020.05	22.767
1. Bignay	268.8	6.028
2. Canumay East ²	113.78	2.500
3. Canumay West	187.77	4.155
4. Lawang Bato	287.5	6.447
5. Punturin	162.2	3.637
AREA II	762.1	17.09
1. Bagbaguin	159.1	3.568
2. Mapulang Lupa	140.8	3.157
3. Paso de Blas	155	3.476
4. Ugong	307.2	6.889
AREA III	862.8	19.348
1. Gen. T. de Leon	366.9	8.228
2. Karuhatan	190.6	4.274
3. Marulas	224.7	5.039
4. Parada	80.6	1.807
AREA IV	854.5	19.162
1. Dalandanan	93.9	2.106
2. Malinta	174.1	3.904
3. Maysan	253.3	5.68
4. Rincon	24.4	0.547
5. Veinte Reales	192.9	4.326
6. Lingunan	115.9	2.599
AREA V	964.7	21.633
1. Arkong Bato	34.4	0.768
2. Balangkas	73.3	1.644
3. Bisig	45.6	1.022
4. Coloong	223.8	5.019
5. Isla	39.6	0.888
6. Mabolo	15	0.336
7. Malanday	295.6	6.629
8. Palasan	15.6	0.35
9. Pariancillo Villa	5	0.112
10. Pasolo	79.5	1.783
11. Poblacion	3.4	0.076
12. Pulo	5.2	0.117
13. Tagalag	101	2.265
14. Wawang Pulo	27.8	0.623
TOTAL LAND AREA	4464.15	100%

SOURCE: CITY PLANNING AND DEVELOPMENT OFFICE

²It was 2012 when Canumay East and Canumay West were legally separated through plebiscite and approved last 2012 by the 17th Congress.



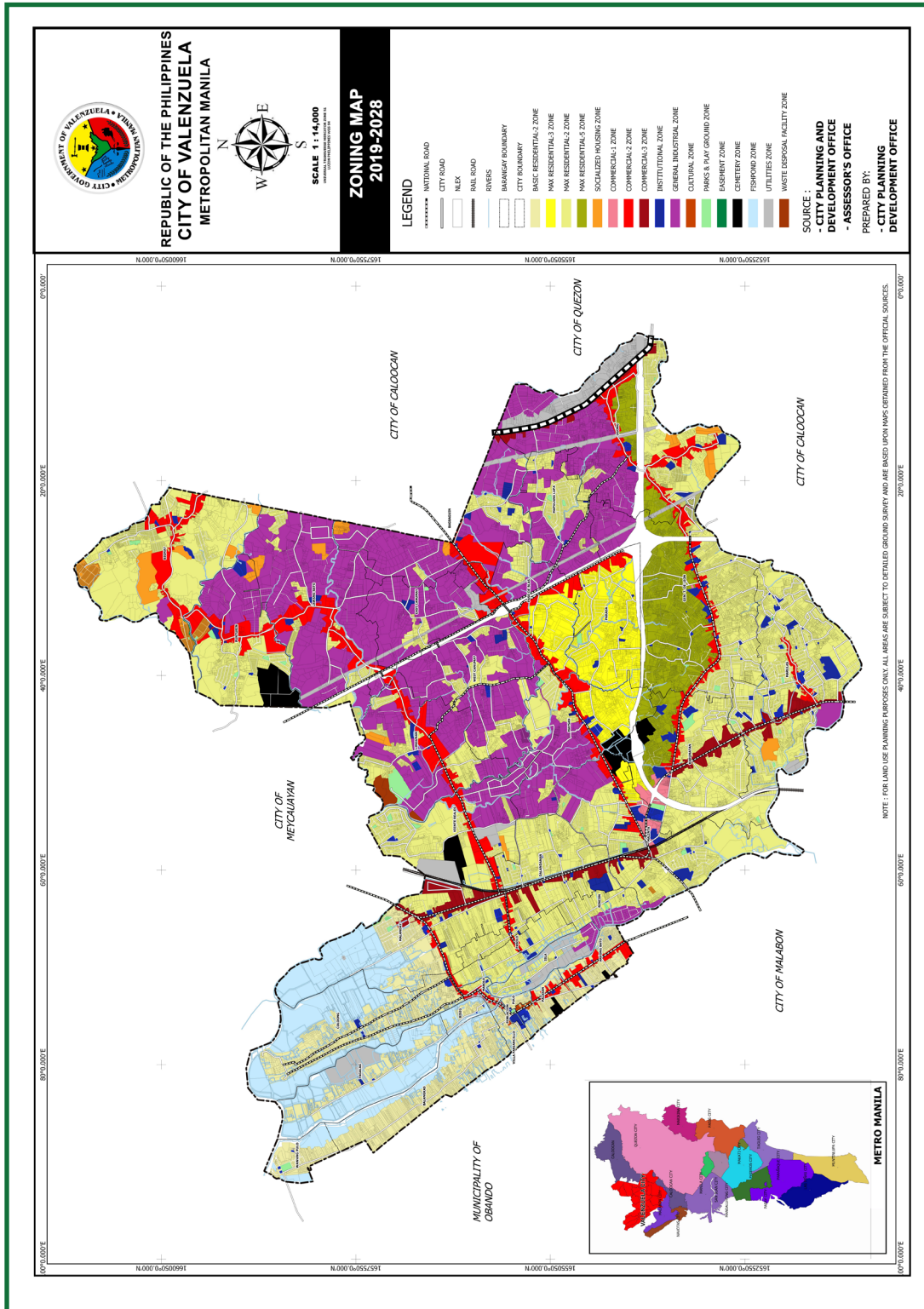
City Government of Valenzuela

Ecological Profile 2021

2. LAND USE CLASSIFICATION



MAP 9. REVISED LAND USE/ZONING MAP



SOURCE: CITY PLANNING AND DEVELOPMENT OFFICE

**TABLE 3. LAND DEVOTION SHARE AND PERCENTAGE INCREASE (OR DECREASE)**

LAND USE CLASSIFICATION	AREA IN CLUP 2019-2018 (HAS)	AREA IN CLUP 2019-2028 (HAS)	INCREASE/DECREASE	SHARE
Commercial -1	6.14	6.14	0%	0.14%
Commercial - 2	348.8	373.2	7%	8.37%
Commercial - 3	50.87	43.03	-15%	0.96%
General Institutional	49.83	69.00	38%	1.55%
General Industrial	587.05	917.00	56%	20.56%
Residential - 2 (Basic)	329.68	329.68	0%	7.39%
Residential - 2 (Maximum)	1,712.37	1,258.49	-27%	28.22%
Residential - 3 (maximum)	165.55	150.84	-9%	3.38%
Residential - 5	158.08	158.08	0%	3.54%
Socialized Housing	12.23	46.3	279%	1.04%
Cemetery	37.88	47.84	26%	1.07%
Wate Disposal Facility	3.6	3.6	0%	0.08%
Fishpond	297.46	279.16	-6%	6.26%
River	103.18	103.18	0%	2.31%
Cultural	1.67	1.67	0%	0.04%
Easement	7.75	7.75	0%	0.17%
Roads	518.58	518.58	0%	11.63%
Parks and Recreation	13.35	14.13	6%	0.32%
Utilities	55.33	131.73	138%	2.95%
Totals	4,459.40	4,459.40		100%

SOURCE: Updated Comprehensive Land Use Plan 2019-2028



City Government of Valenzuela

Ecological Profile 2021

3. DEMOGRAPHY



City Government of Valenzuela

Ecological Profile 2021

3.1. POPULATION



TABLE 4. 5-YEAR POPULATION PROJECTION

BARANGAY	2020 ACTUAL POPULATION	% SHARE	2021	2022	2023	2024	2025
Arkong Bato	11,358	1.59%	11,702	12,057	12,422	12,798	13,186
Bagbaguin	15,195	2.13%	15,655	16,130	16,618	17,122	17,641
Balangkas	14,318	2.00%	14,752	15,199	15,659	16,134	16,623
Bignay	49,716	6.95%	51,222	52,774	54,373	56,021	57,718
Bisig	1,432	0.20%	1,475	1,520	1,566	1,614	1,662
Canumay East	14,657	2.05%	15,101	15,559	16,030	16,516	17,016
Canumay West	26,901	3.76%	27,716	28,556	29,421	30,313	31,231
Coloong	12,550	1.76%	12,930	13,322	13,726	14,142	14,570
Dalandanan	23,640	3.31%	24,356	25,094	25,855	26,638	27,445
Gen. T. de Leon	95,809	13.40%	98,712	101,703	104,785	107,960	111,231
Isla	5,160	0.72%	5,316	5,477	5,643	5,814	5,991
Karuhatan	41,275	5.77%	42,526	43,814	45,142	46,510	47,919
Lawang Bato	23,786	3.33%	24,507	25,249	26,014	26,803	27,615
Lingunan	24,088	3.37%	24,818	25,570	26,345	27,143	27,965
Mabolo	831	0.12%	856	882	909	936	965
Malanday	19,060	2.67%	19,638	20,233	20,846	21,477	22,128
Malinta	52,107	7.29%	53,686	55,313	56,988	58,715	60,494
Mapulang Lupa	30,360	4.25%	31,280	32,228	33,204	34,210	35,247
Marulas	59,339	8.30%	61,137	62,989	64,898	66,864	68,890
Maysan	23,081	3.23%	23,780	24,501	25,243	26,008	26,796
Palasan	6,598	0.92%	6,798	7,004	7,216	7,435	7,660
Parada	21,001	2.94%	21,637	22,293	22,968	23,664	24,381
Pariancillo Villa	1,949	0.27%	2,008	2,069	2,132	2,196	2,263
Paso de Blas	12,530	1.75%	12,910	13,301	13,704	14,119	14,547
Pasolo	8,150	1.14%	8,397	8,651	8,914	9,184	9,462
Poblacion	221	0.03%	228	235	242	249	257
Pulo	1,126	0.16%	1,160	1,195	1,231	1,269	1,307
Punturin	24,437	3.42%	25,177	25,940	26,726	27,536	28,370
Rincon	6,940	0.97%	7,150	7,367	7,590	7,820	8,057
Tagalag	3,400	0.48%	3,503	3,609	3,719	3,831	3,947
Ugong	55,494	7.76%	57,175	58,908	60,693	62,532	64,426
Veinte Reales	24,399	3.41%	25,138	25,900	26,685	27,493	28,326
Wawang Pulo	4,070	0.57%	4,193	4,320	4,451	4,586	4,725
TOTAL	714,978	100.00%	736,642	758,962	781,959	805,652	830,063
AVERAGE ANNUAL GROWTH RATE				3.03%*			

*Based on 2020 Census

SOURCE: PHILIPPINE STATISTICS AUTHORITY (2021 baseline population counts);
CITY PLANNING AND DEVELOPMENT OFFICE (projection)



TABLE 5. POPULATION 2022

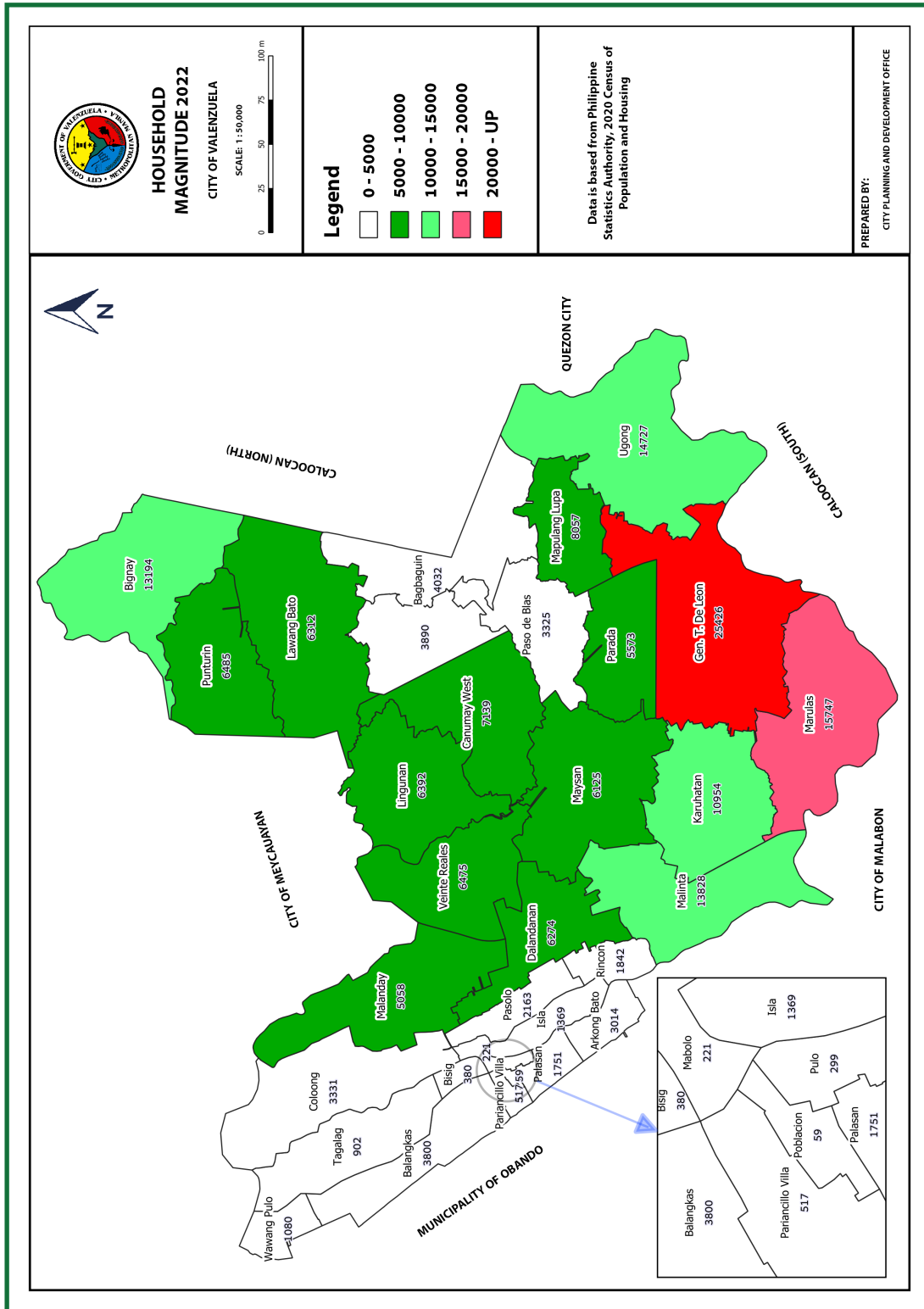
BARANGAY	LAND AREA (has.)	POPULATION 2022	POPULATION DENSITY 2022	HOUSEHOLD POPULATION 2022	HOUSEHOLD DENSITY 2022
Arkong Bato	34.3	11,358	351.51	3,014	87.88
Bagbaguin	159.1	15,195	101.38	4,032	25.35
Balangkas	73.3	14,318	207.35	3,800	51.84
Bignay	268.8	49,716	196.33	13,194	49.08
Bisig	45.6	1,432	33.34	380	8.33
Canumay East	113.78	14,657	136.74	3,890	34.19
Canumay West	187.77	26,901	152.08	7,139	38.02
Coloong	223.8	12,550	59.53	3,331	14.88
Dalandanan	93.9	23,640	267.24	6,274	66.81
Gen. T. De Leon	366.9	95,809	277.2	25,426	69.3
Isla	39.6	5,160	138.32	1,369	34.58
Karuhatan	190.6	41,275	229.87	10,954	57.47
Lawang Bato	287.5	23,786	87.82	6,312	21.96
Lingunan	115.9	24,088	220.62	6,392	55.15
Mabolo	15	831	58.81	221	14.7
Malanday	295.6	19,060	68.45	5,058	17.11
Malinta	174.1	52,107	317.71	13,828	79.43
Mapulang Lupa	140.8	30,360	228.89	8,057	57.22
Marulas	224.7	59,339	280.33	15,747	70.08
Maysan	253.3	23,081	96.73	6,125	24.18
Palasan	15.6	6,598	448.97	1,751	112.24
Parada	80.6	21,001	276.59	5,573	69.15
Pariancillo Villa	5	1,949	413.78	517	103.44
Paso de Blas	155	12,530	85.81	3,325	21.45
Pasolo	79.5	8,150	108.82	2,163	27.21
Poblacion	3.4	221	69	59	17.25
Pulo	5.2	1,126	229.86	299	57.46
Punturin	162.2	24,437	159.93	6,485	39.98
Rincon	24.4	6,940	301.92	1,842	75.48
Tagalag	101	3,400	35.73	902	8.93
Ugong	307.2	55,494	191.76	14,727	47.94
Veinte Reales	192.9	24,399	134.27	6,475	33.57
Wawang Pulo	27.8	4,070	155.41	1,080	38.85
TOTAL/AVERAGE	4,464.15	714,978	6,122.08	189,741	1,530.52

SOURCE: CITY PLANNING AND DEVELOPMENT OFFICE



Ecological Profile 2021

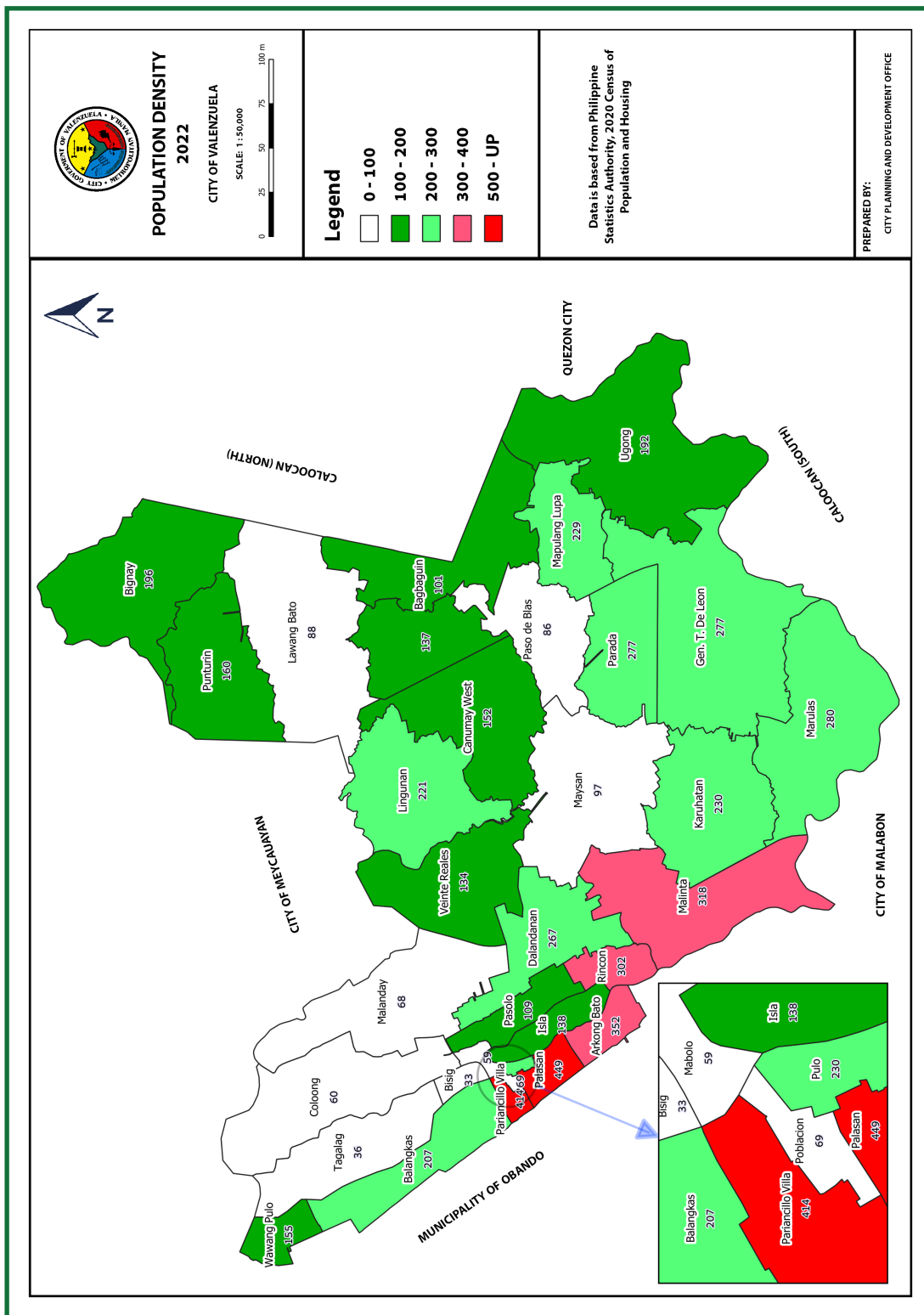
MAP 11. HOUSEHOLD MAGNITUDE MAP



SOURCE: CITY PLANNING AND DEVELOPMENT OFFICE



MAP 12. POPULATION DENSITY MAP

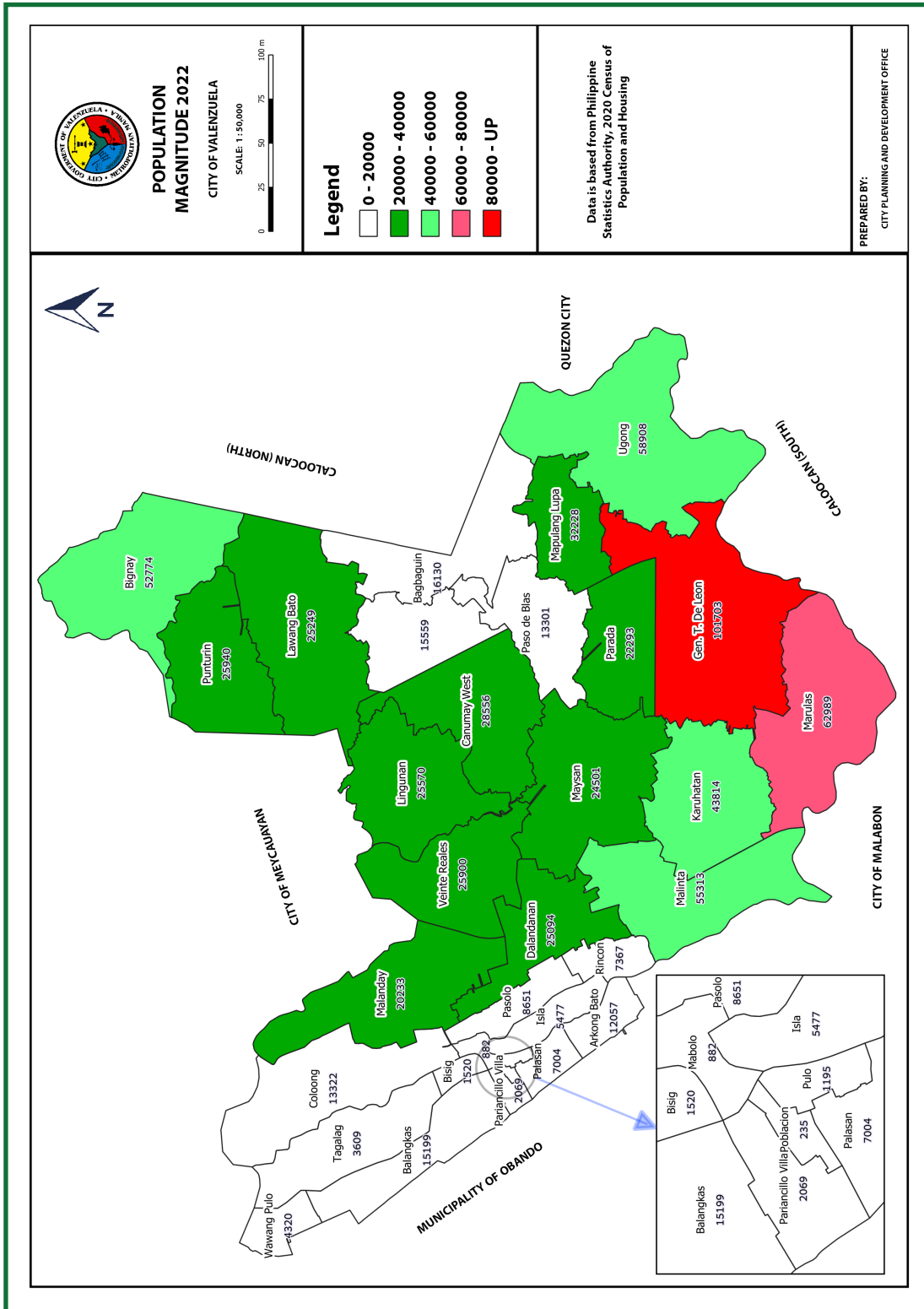


SOURCE: CITY PLANNING AND DEVELOPMENT OFFICE



Ecological Profile 2021

MAP 13. POPULATION MAGNITUDE MAP

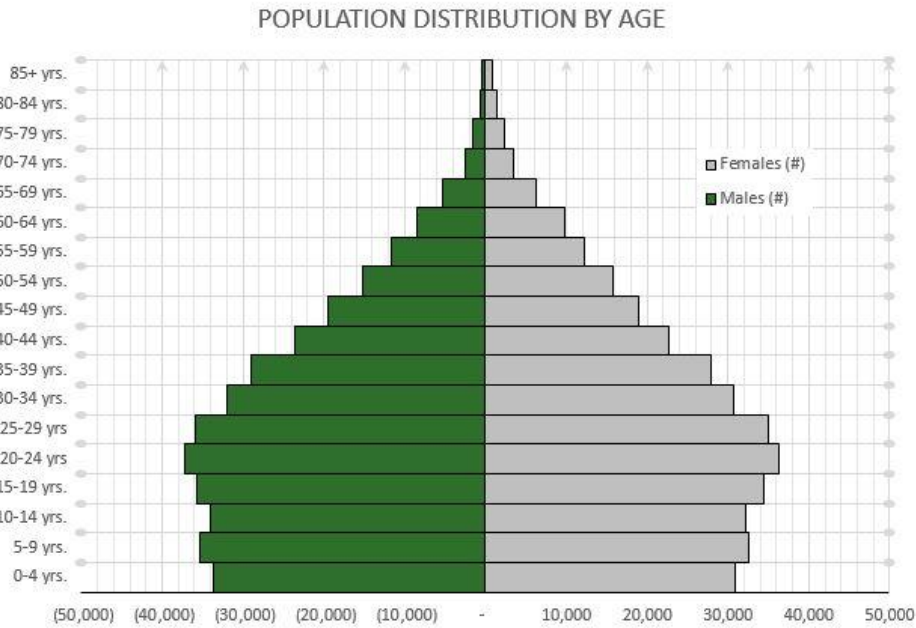


SOURCE: CITY PLANNING AND DEVELOPMENT OFFICE



POPULATION COMPOSITION

GRAPH 1. POPULATION STRUCTURE



SOURCE: PHILIPPINE STATISTICS AUTHORITY (Population Counts);

CITY PLANNING AND DEVELOPMENT OFFICE (Tabulation)

The population of Valenzuela City with regards to its sex composition by age seems to be declining from ages 20 onwards; however, for ages 0-19, the composition is quite erratic. Ages with highest number of population is ages between 20 to 24 years old; while the least number of population is ages 85 years onwards.

TABLE 6. POPULATION STRUCTURE

AGES	MALES (%)	FEMALES (%)	MALES (#)	FEMALES (#)
0-4 yrs.	4.70%	4.31%	33,611	30,833
5-9 yrs.	4.93%	4.57%	35,272	32,650
10-14 yrs.	4.75%	4.51%	33,966	32,215
15-19 yrs.	4.98%	4.81%	35,609	34,423
20-24 yrs.	5.21%	5.07%	37,262	36,252
25-29 yrs.	5.02%	4.88%	35,883	34,920
30-34 yrs.	4.48%	4.29%	32,052	30,703
35-39 yrs.	4.06%	3.91%	28,995	27,962
40-44 yrs.	3.30%	3.16%	23,574	22,598
45-49 yrs.	2.72%	2.65%	19,437	18,961
50-54 yrs.	2.13%	2.20%	15,244	15,722
55-59 yrs.	1.64%	1.71%	11,692	12,195
60-64 yrs.	1.19%	1.38%	8,505	9,845
65-69 yrs.	0.73%	0.89%	5,218	6,348
70-74 yrs.	0.34%	0.50%	2,434	3,563
75-79 yrs.	0.21%	0.34%	1,475	2,433
80-84 yrs.	0.08%	0.19%	601	1,356
85+ yrs.	0.05%	0.11%	355	815
TOTAL POPULATION	51%	49%	361,183	353,795

**TABLE 7. AGE DEPENDENCY RATIO**

TYPES OF DEPENDENCY	RATIO OF DEPENDENCY
TOTAL DEPENDENCY RATIO	45*
YOUNG DEPENDENCY RATIO (ages 0-14)	40*
ELDERLY DEPENDENCY RATIO (65 years and older)	5*

Note: *per working population

The Valenzuela City's Age Dependency Ratio (ADR) shows that there is a high ratio of young dependents that depend on the working population. However, for elderlies, the ratio is only five (5) which implies that only 5 elderlies are dependent to every working individual.

TABLE 8. AGE COMPOSITION

AGE BRACKET	POPULATION COUNTS	MALE	FEMALE
0-4 YEARS OLD*	64,444	33,611	30,833
15-64 YEARS OLD**	491,833	248,252	243,581
65 YEARS OLD AND ONWARDS***	24,598	10,083	14,515

Note: *young population; **working population (15 years old is allowed to work, provided that they obtained parental consent; ***elderlies.

TABLE 9. SEX RATIO

BOTH SEXES	MALE	FEMALE	SEX RATIO
714,978	361,183	353,795	102

TRANSLATION: There are 102 males for every 100 females.

Observations worldwide show a pattern in which males predominate at birth, where sex ratio is usually 105:100 worldwide, but that ratio gradually declines with increasing ages because males have higher age-specific mortality rates (see the graph of sex structure). Also, aligned with this pattern shows that the number of male in Valenzuela is quite higher than of female.

SOURCE: PHILIPPINE STATISTICS AUTHORITY (Population);
CITY PLANNING AND DEVELOPMENT OFFICE (Data Analysis).

³working population ages 15-64



City Government of Valenzuela

Ecological Profile 2021

4. MILLENNIUM DEVELOPMENT GOALS

**TABLE 10. MILLENNIUM DEVELOPMENT GOALS PERFORMANCE INDICATOR**

BASIC NEEDS	INDICATORS	VALENZUELA CITY 2012	VALENZUELA CITY 2015	VALENZUELA CITY 2012-2015	PHILIPPINES 2015	MDG TARGET 2015
INCOME AND LIVELIHOOD	Proportion of households with income below the poverty threshold	22.4	24.4		26.3 (2015)	17.2
	Proportion of households with income below the food threshold	13.4	16.3		10.4 (2012)	8.8
	Proportion of households who experienced food shortage	1.6	0.6		No Data Available	No data available
	Proportion of persons in the labor force who are unemployed	12.8	8.5		6.5 (2015)	decreasing
EDUCATION	Proportion of children aged 6-12 years old who are not attending elementary school	20.3	13.7		14.9	100
	Proportion of children aged 13-16 years old who are not attending secondary school	31.5	25.3		39.3	100
	Proportion of children aged 6-16 years old who are not attending school	8.2	3.8		7.4	100
HEALTH AND NUTRITION	Proportion of children under 5 who died	0.4	0.2		31.0 (2013)	27.0
	Proportion of women who died due to pregnancy related causes	0.1	0.1		221 (2011)	52
	Proportion of children aged 0-5 who are malnourished	2.6	2.2		19.9 (2013)	13.3
HOUSING	Proportion of households in makeshift housing	2.9	2.6		No Data Available	No data available
	Proportion of households who are informal settlers	3.9	4.7		10.2 (2014)	decreasing
	Proportion of households without access to improved water source	5.3	1.4		14.5 (2014)	13.5
	Proportion of households without access to sanitary toilet facilities	0.6	0.4		5.9 (2014)	16.2
PEACE AND ORDER	Proportion of persons who are victims of crime	0.4	0.1		No Data Available	No data available
CBMS COMPOSITE INDEX		0.7	0.64			0.0

SOURCE: Millennium Development Goals, 2015



City Government of Valenzuela

Ecological Profile 2021

PART II: SECTORIAL ACTIVITIES



City Government of Valenzuela

Ecological Profile 2021

A. SOCIAL DEVELOPMENT SECTOR



City Government of Valenzuela

Ecological Profile 2021

1. HEALTH



TABLE 11. HEALTH FACILITIES DISTRICT I

HEALTH FACILITIES DISTRICT I		
CITY GOVERNMENT OF VALENZUELA, 2021		
HEALTH FACILITY	BARANGAYS COVERED	LOCATION
GOVERNMENT HOSPITAL		
Valenzuela Emergency Hospital	Whole of Valenzuela	G. Lazaro St. Dalandanan
HEALTH CENTERS (DISTRICT I)		
Arkong Bato Main HC	Arkong Bato	E. Gabriel St. Arkong Bato
Balangkas 3S	Balangkas	Sampaguita st. Balangkas
Bignay Main	Bignay	Hulo St. Bignay
Bignay 3S	Bignay	Disiplina Village, Bignay
Bisig	Bisig	M. Aquino St. Bisig
Canumay East 3S	Canumay East	Trinidad St. Canumay
Canumay West HC	Canumay West	T. Santiago St. Canumay
Coloong	Coloong	Ramos st. Coloong
Dalandanan 3S	Dalandanan	3S Bldg. McArthur Highway
Isla HC	Isla	Isla Road
Lawang Bato HC	Lawang Bato	Centro St. Lawang Bato
Lingunan 3S	Lingunan	P. Gregorio St. Lingunan
Mabolo HC	Mabolo	Espiritu St. Mabolo
Malanday 3S	Malanday	M.H Del Pilar St. Malanday
Malinta HC	Part of Malinta	St. Jude St. Malinta
Northville I HC	Northville I, Bignay	Blk. 19 Northville I, Bignay
Northville II HC	Northville II, Bignay	Blk. 10 Lot. 14 Northville II, Bignay
Palasan HC	Palasan	F. Lozada St. Palasan
Pasolo 3S	Pasolo	3S Bldg, Pasolo Road, Pasolo
Pinalagad	Sitio Pinalagad, Malinta	Area I Pinalagad Malinta
Polo HC	Pariancillo Villa, Poblacion, Polo	M.H. del Pilar St. Poblacion
Punturin 3S	Punturin	P. Faustino St. Punturin
Rincon	Rincon	Felo I Subd. Rincon St.
Wawang Pulo 3S	Wawang Pulo	F. Andaya St. W. Pulo
SATELLITE STATIONS		
Libis Health Center	Part of Canumay East	Libis St. Canumay East
Balubaran Satelite Station	Balubaran, Malinta	Eden Court, Balubaran Malinta
Arkong Bato 3S Satellite Station	Arkong Bato	1166 M. H. Del Pilar St.
LYING-IN CLINICS		
Balubaran LIC	All Barangays	Salud St. Eden Court. Brgy. Malinta
Lawang Bato LIC	All Barangays	Centro Brgy. Lawang Bato
Polo LIC	All Barangays	3S Bldg, Poblacion
Canumay West LIC	All Barangays	T. Santiago St. CAnumay West
PHYSICAL THERAPY CLINICS		
Polo Physical Therapy Clinic	Whole of District I	M. H. Del Pilar St. Poblacion
Action Center PT Clinic	City Government Employees	McArthur Highway, Dalandanan

(more)

SOURCE: CITY HEALTH OFFICE



ANIMAL BITE CLINICS		
Malinta HC	District I	St. Jude St. Malinta
Family Vaccine Clinic (PVT) VCEH	District I	G. Lazaro St. Dalandanan

TABLE 12. HEALTH FACILITIES DISTRICT II

HEALTH FACILITIES DISTRICT II		
CITY GOVERNMENT OF VALENZUELA, 2021		
HEALTH FACILITY	BARANGAY COVERED	LOCATION
HEALTH CENTERS (DISTRICT II)		
Bagbaguin 3S	Bagbaguin	3S Bldg, A. Mariano St. Bagbaguin
Cabatuhan HC	Sitio Kabatuhan, Gen. T. de Leon	Sitio Kabatuhan, Gen. T. de Leon
Karuhatan 3S	Karuhatan	3S Bldg. Karuhatan Road cor. Padrigal St.
Concepcion HC	Part of Marulas	Concepcion St. Cor. Liwayway St.
Elysian HC	Part of Marulas	Engracia st. Elysian Subd. Marulas
Gen. T. de Leon I HC	Part of Gen. T. de Leon	Alba St. Gen. T. De Leon
Gen. T. de Leon 3S	Part of Gen. T. de Leon II	35 M. Delos Reyes St. GTDL
Manotok	Part of Marulas	Fausto St. Manotok Subd.
Mapulang Lupa HC	Mapulang Lupa	Sto. Rosario St.
Marulas Mega Center	Part of Marulas	Upper Tamaraw Hills Marulas
Marulas 3S	Part of Marulas	30 Market Site, Marulas
Maysan 3S Main Center	Maysan	Maysan Road. Maysan
Parada 3S	Parada	S. de Guzman St. Parada
Paso de Blas 3S	Paso de Blas	General Luis Road, Paso de Blas
Purok 4 HC	Purok 4, Mapulang Lupa	Bautista St. Mapulang Lupa
San Miguel Heights HC	Part of Marulas	Road 1, SMH, Marulas
Serrano HC	Part of Marulas	Dalisay St. Serrano Subd.
Ugong 3S	Ugong	3S Center Bldg. Que Grande St. Ugong
SATELLITE STATIONS		
Lower Tibagan	Ugong	1035 M. Bernardino St. Ugong
Duhat	Ugong	Duhat Cmpd. Sitio Sulok Ugong
Disiplina Village	Ugong	Disiplina Village, Road 1, Ugong
Maysan 3S (Satellite)	Maysan	F. Alarcon st. Sto Rosario Maysan
Lower Tibagan GTDL	Gen. T. De Leon	6111- B Lower Tibagan GTDL
Don Pedro Marulas	Marulas	Ilang Ilang Circle, Don Pedro Subd. Marulas
LYING-IN CLINICS		
GTDL LIC	All barangays	3S Bldg. M. Delos Reyes St GTDL
Mapulang Lupa LIC	All barangays	3102 Sto Rosario St. Mapulang Lupa
Marulas LIC	All barangays	75 Upper Tamaraw Hills, Marulas
Paso de Blas LIC	All barangays	3S Bldg. Gen. Luis St. Paso de Blas
Ugong LIC	All barangays	3S Center Bldg. Que Grande St.
PHYSICAL THERAPY CLINICS		
Valenzuela Physical Therapy Clinic	Whole of District II	Pag-asa Subd. Maysan
ANIMAL BITE CLINICS		
Gen. T. de Leon 3S	District II	GTDL Rd. Gen T. De Leon
Valenzuela Medical Center	All barangays	Karuhatan Rd. Valenzuela
Main Medical Clinic	All barangays	Health Annex Bldg, Karuhatan

SOURCE: CITY HEALTH OFFICE



TABLE 13. LIST OF PRIVATE HOSPITALS

LIST OF PRIVATE HOSPITALS IN VALENZUELA CITY			
CITY GOVERNMENT OF VALENZUELA			
NAME	LEVEL	TOTAL NO. OF BEDS	LOCATION
Fatima Medical Center	III	150	120 McArthur highway Marulas Valenzuela City
Calalang General Hospital	I	24	McArthur highway Marulas Valenzuela City
Santissimo Rosario General Hospital	I	15	2 Espiritu St. Marulas Valenzuela City
Citicare Medical Center	II	40	KM 14 McArthur Hwy, Malinta, Valenzuela City
Vian Family Hospital	Infirmery	12	3008 Gen T. De Leon, Valenzuela City
Allied Care Experts Medical Center	II	102	548 McArthur hwy, Malanday, Valenzuela City

SOURCE: CITY HEALTH OFFICE



TABLE 14. NUMBER OF CITY HEALTH FACILITIES

NUMBER OF CITY HEALTH FACILITIES		
CITY GOVERNMENT OF VALENZUELA		
HEALTH FACILITIES	NO.	LOCATION
HEALTH CENTERS	45	District 1 = 27
		District II = 18
SATELLITE STATIONS	9	Arkong Bato 3S
		Balubaran
		Canumay East Libis
		Maysan 3S (Sitio Malabo)
		Don Pedro
		Lower Tibagan GTDL
		Lower Tibagan Ugong
		Duhat
		Disiplina Village Ugong
LABORATORY / MICROSCOPY	24	Main laboratory
		Lawang Bato
		Dalandanan
		Punturin
		Polo LIC
		Mabolo
		Bignay 3S
		Paso de Blas
		GTDL I
		GTDL 3S
		Mega
		Marulas 3S
		Parada
		Maysan 3S main
		Bagbaguin
		Malanday
		Mapulang Lupa LIC
		Karuhatan
		Ugong 3S
		Maysan 3S Satellite
		Balangkas
Wawang Polo		
Disiplina Village Ugong		
Molecular		
Main laboratory		
Malinta HC		
GTDL 3S HC		
QUALITY ASSURANCE CENTER	1	Main Medical Clinic

(more)

SOURCE: CITY HEALTH OFFICE



ANIMAL BITE CENTER	3	Malinta HC
		Maysan
		Polo
PPMD UNIT	1	Action Center
PHYSICAL THERAPY CENTER	3	Marulas LIC
		Paso de Blas LIC
		Mapulang Lupa LIC
LYING IN CLINICS	9	Balubaran LIC
		Polo LIC
		GTDL 3S LIC
		Lawang Bato LIC
		CAnumay West LIC
		Ugong LIC
		VCEH - Neuro, Pulmo, Pedia, EENT, IM, Dialysis
		Mega - Surgery, OB-Gyne, Orthopedic
		VCEH OPD (daily)
SPECIALTY CLINIC	2	Action Center
		Main Medical Clinic
SOCIAL HYGIENE CLINIC	1	
EMPLOYEES CLINIC		

TABLE 15. HEALTH OFFICE PERSONNEL

PERSONNEL DESIGNATION	STATUS OF APPOINTMENT			TOTAL
	PERMANENT	CASUAL	CONTRACTUAL	
PHYSICIAN	41	56	0	97
NURSES	8	30	185	223
MIDWIVES	40	19	78	137
MEDICAL TECHNOLOGIST	18	5	41	64
DENTIST	14	13	0	27
NUTRITIONIST DIETITIANS	7	0	0	7
HEALTH EDUCATION & PROMOTION OFFICER	1	2	6	9
SANITARY INSPECTOR	4	5	14	23
BARANGAY HEALTH AIDES	13	2	3	18
DENTAL AIDES	7	13	5	25
PHYSICAL THERAPIST	0	7	0	7
X-RAY TECHNICIAN	0	0	0	0

(more)

SOURCE: CITY HEALTH OFFICE



Ecological Profile 2021

CEMETERY CARETAKER	0	2	3	5
STOREKEEPER/WAREHOUSE	0	0	0	0
ADMINISTRATIVE OFFICER IV	1	0	1	2
ADMINISTRATIVE OFFICER II	0	0	11	11
SENIOR ADMINISTRATIVE ASSISTANT I	0	2	0	2
ADMINISTRATIVE ASSISTANT II	0	4	35	39
ADMIN AIDE VI	3	1	32	36
ADMIN AIDE IV	0	5	189	194
ADMIN AIDE III	2	23	45	70
ADMIN AIDE II	0	0	1	1
ADMIN AIDE I	2	14	76	92
WATCHMAN	0	11	17	28
PHARMACIST	0	1	9	10
SCANNER	0	0	44	44
TOTAL	161	215	794	1171
BPM			98	
BHW			297	
CONSULTANT			8	
POPULATION UNIT STAFF			8	
LSB			10	

TABLE 16. RATIO OF PUBLIC HEALTH WORKER TO POPULATION

PERSONNEL	TARGET	NO.	RATIO
PHYSICIAN	1:20,000	39	17,254
DENTIST	1:50,000	27	24,922
NURSES	1:20,000	56	12016
MEDICAL TECHNOLOGISTS		64	10514
NUTRITIONISTS/ DIETICIANS	1:20,000	7	96127
MIDWIVES	1:4,000	57	4912
HEALTH EDUCATION AND PROMOTIONS OFFICER		9	74765
SANITARY INSPECTOR	1:20,000	23	29256
BARANGAY HEALTH AIDES		18	37383
DENTAL AIDES		25	26916
PHYSICAL THERAPIST		7	96127
X-RAY TECHNICIAN		0	0
BARANGAY HEALTH WORKER	1:5,000	297	2266

SOURCE: CITY HEALTH OFFICE

**TABLE 17. POLO LYING-IN CLINIC NEW BORN SCREENING REPORT**

NEWBORN SCREENING REPORT 2021									
CITY GOVERNMENT OF VALENZUELA									
MONTH	TOTAL DELIVERIES	LIVE BIRTHS	NEONATAL DEATHS	REFUSED	SCREENED		TOTAL SCREENED	% SCREENED	
					INBORN	OUTBORN		INBORN	OUTBORN
JANUARY	6	6	0	0	6	0	6	100%	0
FEBRUARY	5	5	0	0	5	0	5	100%	0
MARCH	4	4	0	0	4	0	4	100%	0
APRIL	7	7	0	0	7	0	7	100%	0
MAY	7	7	0	0	7	0	7	100%	0
JUNE	12	11	1	0	11	0	11	100%	0
JULY	5	5	0	0	5	0	5	100%	0
AUGUST	5	5	0	0	5	0	5	100%	0
SEPTEMBER	10	10	0	0	10	0	10	100%	0
OCTOBER	8	8	0	0	8	0	8	100%	0
NOVEMBER	6	6	0	0	6	0	6	100%	0
DECEMBER	9	9	0	0	9	0	9	100%	0
TOTAL	84	83	1	0	83	0	83	100	0

TABLE 18. MAPULANG LUPA LYING-IN CLINIC NEW BORN SCREENING REPORT

NEWBORN SCREENING REPORT 2021									
CITY GOVERNMENT OF VALENZUELA									
MONTH	TOTAL DELIVERIES	LIVE BIRTHS	NEONATAL DEATHS	REFUSED	SCREENED		TOTAL SCREENED	% SCREENED	
					INBORN	OUTBORN		INBORN	OUTBORN
JANUARY	1	1	0	0	1	0	1	100%	0
FEBRUARY	8	8	0	0	8	0	8	100%	0
MARCH	5	5	0	0	5	0	5	100%	0
APRIL	7	7	0	0	7	0	7	100%	0
MAY	5	5	0	0	5	0	5	100%	0
JUNE	6	6	0	0	6	0	6	100%	0
JULY	8	8	0	0	8	0	8	100%	0
AUGUST	10	10	0	0	10	0	10	100%	0
SEPTEMBER	5	5	0	0	5	0	5	100%	0
OCTOBER	5	5	0	0	5	0	5	100%	0
NOVEMBER	8	8	0	0	8	0	8	100%	0
DECEMBER	8	8	0	0	8	0	8	100%	0
TOTAL	76	76	0	0	76	0	76	100	0

SOURCE: CITY HEALTH OFFICE



Ecological Profile 2021

TABLE 19. MARULAS LYING-IN CLINIC NEW BORN SCREENING REPORT

NEWBORN SCREENING REPORT 2021									
CITY GOVERNMENT OF VALENZUELA									
MONTH	TOTAL DELIVERIES	LIVE BIRTHS	NEONATAL DEATHS	REFUSED	SCREENED		TOTAL SCREENED	% SCREENED	
					INBORN	OUTBORN		INBORN	OUTBORN
JANUARY	5	5	0	0	5	0	5	100%	0%
FEBRUARY	0	0	0	0	0	0	0	0%	0%
MARCH	0	0	0	0	0	0	0	0%	0%
APRIL	0	0	0	0	0	0	0	0%	0%
MAY	0	0	0	0	0	0	0	0%	0%
JUNE	0	0	0	0	0	0	0	0%	0%
JULY	5	5	0	0	5	0	5	100%	0%
AUGUST	7	7	0	0	7	0	7	100%	0%
SEPTEMBER	4	4	0	0	4	0	4	100%	0%
OCTOBER	12	12	0	0	12	0	12	100%	0%
NOVEMBER	5	5	0	0	5	0	5	100%	0%
DECEMBER	4	4	0	0	4	0	4	100%	0%
TOTAL	42	42	0	0	42	0	42	100%	0%

TABLE 20. PASO DE BLAS LYING-IN CLINIC NEW BORN SCREENING REPORT

NEWBORN SCREENING REPORT 2021									
CITY GOVERNMENT OF VALENZUELA									
MONTH	TOTAL DELIVERIES	LIVE BIRTHS	NEONATAL DEATHS	REFUSED	SCREENED		TOTAL SCREENED	% SCREENED	
					INBORN	OUTBORN		INBORN	OUTBORN
JANUARY	12	12	0	0	12	0	12	100%	0%
FEBRUARY	12	12	0	0	12	0	12	100%	0%
MARCH	7	7	0	0	7	0	7	100%	0%
APRIL	5	5	0	0	5	0	5	100%	0%
MAY	7	7	0	0	7	0	7	100%	0%
JUNE	15	15	0	0	15	0	15	100%	0%
JULY	10	10	0	0	9	0	9	90%	0%
AUGUST	12	12	0	0	12	0	12	100%	0%
SEPTEMBER	22	22	0	0	21	0	21	95.50%	0%
OCTOBER	17	17	0	0	17	0	17	100%	0%
NOVEMBER	11	11	0	0	11	0	11	100%	0%
DECEMBER	8	8	0	0	8	0	8	100%	0%
TOTAL	138	138	0	0	136	0	136	98.50%	0%

SOURCE: CITY HEALTH OFFICE

**TABLE 21. CANUMAY WEST LYING-IN CLINIC NEW BORN SCREENING REPORT**

CITY GOVERNMENT OF VALENZUELA									
MONTH	TOTAL DELIVERIES	LIVE BIRTHS	NEONATAL DEATHS	REFUSED	SCREENED		TOTAL SCREENED	% SCREENED	
					INBORN	OUTBORN		INBORN	OUTBORN
JANUARY	3	3	0	0	3	0	3	100%	0%
FEBRUARY	3	3	0	0	3	0	3	100%	0%
MARCH	4	4	0	0	4	0	4	100%	0%
APRIL	9	9	0	0	9	0	9	100%	0%
MAY	6	6	0	0	6	0	6	100%	0%
JUNE	2	2	0	0	2	0	2	100%	0%
JULY	4	4	0	0	4	0	4	100%	0%
AUGUST	1	1	0	0	1	0	1	100%	0%
SEPTEMBER	0	0	0	0	0	0	0	0%	0%
OCTOBER	5	5	0	0	5	0	5	100%	0%
NOVEMBER	4	4	0	0	4	0	4	100%	0%
DECEMBER	6	6	0	0	6	0	6	100%	0%
TOTAL	47	47	0	0	47	0	47	100%	0%

TABLE 22. BALUBARAN LYING-IN CLINIC NEW BORN SCREENING REPORT

NEWBORN SCREENING REPORT 2021									
CITY GOVERNMENT OF VALENZUELA									
MONTH	TOTAL DELIVERIES	LIVE BIRTHS	NEONATAL DEATHS	REFUSED	SCREENED		TOTAL SCREENED	% SCREENED	
					INBORN	OUTBORN		INBORN	OUTBORN
JANUARY	4	4	0	0	4	0	4	100%	0%
FEBRUARY	1	1	0	0	1	0	1	100%	0%
MARCH	2	2	0	0	2	0	2	100%	0%
APRIL	6	6	0	0	6	0	6	100%	0%
MAY	4	4	0	0	4	0	4	100%	0%
JUNE	4	4	0	0	4	0	4	100%	0%
JULY	5	5	0	0	5	0	5	100%	0%
AUGUST	5	5	0	0	5	0	5	100%	0%
SEPTEMBER	5	5	0	0	5	0	5	100%	0%
OCTOBER	4	4	0	0	4	0	4	100%	0%
NOVEMBER	3	3	0	0	3	0	3	100%	0%
DECEMBER	6	6	0	0	6	0	6	100%	0%
TOTAL	49	49	0	0	49	0	49	100%	0%

SOURCE: CITY HEALTH OFFICE

**TABLE 23. LAWANG BATO LYING-IN CLINIC NEW BORN SCREENING REPORT**

NEWBORN SCREENING REPORT 2021									
CITY GOVERNMENT OF VALENZUELA									
MONTH	TOTAL DELIVERIES	LIVE BIRTHS	NEONATAL DEATHS	REFUSED	SCREENED		TOTAL SCREENED	% SCREENED	
					INBORN	OUTBORN		INBORN	OUTBORN
JANUARY	8	8	0	0	8	0	8	100%	0%
FEBRUARY	6	6	0	0	6	0	6	100%	0%
MARCH	11	11	0	0	11	0	11	100%	0%
APRIL	13	13	0	0	13	0	13	100%	0%
MAY	9	9	0	0	9	0	9	100%	0%
JUNE	7	7	0	0	7	0	7	100%	0%
JULY	9	9	0	0	9	0	9	100%	0%
AUGUST	10	10	0	0	10	0	10	100%	0%
SEPTEMBER	14	14	0	0	14	0	14	100%	0%
OCTOBER	15	15	0	0	15	1	16	100%	6.25%
NOVEMBER	16	16	0	0	16	0	16	100%	0%
DECEMBER	4	4	0	0	4	0	4	100%	0%
TOTAL	122	122	0	0	122	1	123	100%	1%

TABLE 24. UGONG LYING-IN CLINIC NEW BORN SCREENING REPORT

NEWBORN SCREENING REPORT 2021									
CITY GOVERNMENT OF VALENZUELA									
MONTH	TOTAL DELIVERIES	LIVE BIRTHS	NEONATAL DEATHS	REFUSED	SCREENED		TOTAL SCREENED	% SCREENED	
					INBORN	OUTBORN		INBORN	OUTBORN
JANUARY	5	5	0	0	4	0	4	80%	0%
FEBRUARY	3	3	0	0	3	0	3	100%	0%
MARCH	5	5	0	0	5	0	5	100%	0%
APRIL	9	9	0	0	8	0	8	89%	0%
MAY	8	8	0	0	8	0	8	100%	0%
JUNE	7	7	0	0	7	0	7	100%	0%
JULY	9	9	0	0	9	0	9	100%	0%
AUGUST	4	4	0	0	4	0	4	100%	0%
SEPTEMBER	11	11	0	0	11	0	11	100%	0%
OCTOBER	13	13	0	0	13	0	13	100%	0%
NOVEMBER	4	4	0	0	3	0	4	75%	0%
DECEMBER	4	4	0	0	4	0	4	100%	0%
TOTAL	82	82	0	0	79	0	79	96%	0%

SOURCE: CITY HEALTH OFFICE



TABLE 25. GEN. T. DE LEON LYING-IN CLINIC NEW BORN SCREENING REPORT

NEWBORN SCREENING REPORT 2021									
CITY GOVERNMENT OF VALENZUELA									
MONTH	TOTAL DELIVERIES	LIVE BIRTHS	NEONATAL DEATHS	REFUSED	SCREENED		TOTAL SCREENED	% SCREENED	
					INBORN	OUTBORN		INBORN	OUTBORN
JANUARY	6	6	0	0	6	0	6	100%	0%
FEBRUARY	11	10	1	0	10	0	10	100%	0%
MARCH	16	16	0	0	16	0	16	100%	0%
APRIL	18	18	0	0	18	0	18	100%	0%
MAY	8	8	0	0	8	0	8	100%	0%
JUNE	19	19	0	0	19	0	19	100%	0%
JULY	7	7	0	0	7	0	7	100%	0%
AUGUST	20	20	0	0	20	0	20	100%	0%
SEPTEMBER	18	18	0	0	18	0	18	100%	0%
OCTOBER	15	15	0	0	15	0	15	100%	0%
NOVEMBER	15	15	0	0	15	0	15	100%	0%
DECEMBER	14	14	0	0	14	0	14	100%	0%
TOTAL	167	166	1	0	166	0	166	100%	0%

TABLE 26. LYING-IN CLINIC NEW BORN SCREENING REPORT SUMMARY

NEWBORN SCREENING REPORT 2021										
CITY GOVERNMENT OF VALENZUELA										
MONTH	LYING-IN CLINICS									
	MARULAS	PASO DE BLAS	MAPULANG LUPA	BALUBARAN	LAWANG BATO	CANUMAY WEST	POLO	UGONG	GTDL	TOTAL
JANUARY	5	12	1	4	8	3	6	400%	600%	49
FEBRUARY	0	12	8	1	6	3	5	300%	1000%	48
MARCH	0	7	5	2	11	4	4	500%	1600%	54
APRIL	0	5	7	6	13	9	7	800%	1800%	73
MAY	0	7	5	4	9	6	7	800%	800%	54
JUNE	0	15	6	4	7	2	11	700%	1900%	71
JULY	5	9	8	5	9	4	5	900%	700%	61
AUGUST	7	12	10	5	10	1	5	400%	2000%	74
SEPTEMBER	4	21	5	5	14	0	10	1100%	1800%	88
OCTOBER	12	17	5	4	16	5	8	1300%	1500%	95
NOVEMBER	5	11	8	3	16	4	6	300%	1500%	71
DECEMBER	4	8	8	6	4	6	9	400%	1400%	63
TOTAL	42	136	76	49	123	47	83	7900%	16600%	801

SOURCE: CITY HEALTH OFFICE



Ecological Profile 2021

TABLE 27. OPERATION TIMBANG

BARANGAY	HEALTH CENTER	TOTAL POP	OPT TARGET	ACCOMPLISHMENT		MUAC (6-59 MONTHS)				WEIGHT FOR LENGTH/HEIGHT (0-5 MONTH)					PREVALENCE RATE	SEVERELY WASTED	RANK
				NO.	%	MODERATELY ACUTE MALNUTRITION	SEVERELY ACUTE MALNUTRITION	PREVALENCE RATE	OVERWEIGHT	PREVALENCE RATE	WASTED	PREVALENCE RATE	OBESSE	PREVALENCE RATE			
ARKONG BATO	ARKONG BATO	10,850	922	673	73	0	0	0	0	0	0	0	0	0	0	0	
BAGBAGUIN	BAGBAGUIN	14,934	1269	629	49.6	0	0	0	0	0	0	0	0	0	0	0	
BALANGKAS	BALANGKAS	12,898	1096	372	33.9	0	0	0	0.8	0	3	0	0	0	0	0	
BIGNAY	BIGNAY 3S	6,833	581	827	142.4	0	0	0	0	0	0	0	0	0	0	0	
	BIGNAY MAIN	7,607	647	867	134.1	0	0	0	0.7	9	6	0	0	0	0	0	
	NORTHVILLE 1	9,937	845	543	64.3	0	0	0	0.2	0	1	1	2	0	0.23	5	
	NORTHVILLE II	4,970	422	516	122.1	0	0	0	0.4	1	2	0	0	0	0.55		
BISIG	BISIG	1446	123	95	77.3	0	0	0	0	0	0	0	0	0	0	0	
CANUMAY EAST	CANUMAY EAST	1,3515	1,149	622	54.1	0	0	0	0.5	0	3	0	6	0	1.93	3	
CANUMAY WEST	CANUMAY WEST	2,4094	2,048	1,362	66.5	0	0	0	0	2	0	2	2	0	0.29	6	
COLOONG	COLOONG	12,097	1,028	118	11.5	0	0	0	0.8	0	1	0	0	0	0	0	
DALANDANAN	DALANDANAN	2,0317	1,727	350	20.3	0	0	0	0	0	0	0	0	0	0	0	
GEN T DE LEON	GTDL 1	33,505	2,848	2,440	85.7	0	0	0	0	0	0	0	0	0	0	0	
	GTDL 3S	97,005	37,551	1,271	39.8	0	0	0	0	0	0	0	0	0	0	0	
ISLA	SITIO CABATUHAN	25,949	2,206	462	20.9	0	0	0	0	0	0	0	0	0	0	0	
	ISLA	5,198	442	461	104.3	0	0	0	0.4	2	2	0.4	1	2	0.65	2	
KARUHATAN	KARUHATAN	4,4463	3,779	3,776	99.9	0	0	0	0.4	16	0	0.4	7	4	0.29	7	
LAWANG BATO	LAWANG BATO	2,0933	1,779	2,197	123.5	0	0	0	0	0	0	0	0	0	0	0	
LINGUNAN	LINGUNAN	2,3011	1,956	1,462	74.7	0	0	0	0	2	0	0.1	1	1	0.14	10	
MABOLO	MABOLO	1,320	112	94	83.8	0	0	0	0	0	0	0	0	0	0	0	
MALANDAY	MALANDAY	19,466	1,655	1,589	96	0	0	0	0.2	1	3	0.1	1	0	0.06	4	
MALINTA	MALINTA	45,299	3,850	2,560	66.5	0	0	0	0.1	0	2	0	0	0	0	0	
	PINALAGAD	7,191	611	203	33.2	0	0	0	0	0	0	0	0	0	0	0	
MAPULANG LUPA	MAPULANG LUPA	20,215	1,718	280	16.3	0	0	0	0	0	0	0	0	0	0	0	
MARULAS	PUROK 4	9,452	803	289	36	0	0	0	0	1	0	0.3	0	1	0.35	11	
	CONCEPCION	10,339	879	785	89.3	0	0	0	0.3	2	2	0.3	0	0	0	0	
ELYSIAN	ELYSIAN	9,730	827	367	44.4	0	0	0	0	1	0	0.3	0	0	0	0	
	MANOTOC	7,950	676	560	82.9	0	0	0	0.2	1	0	0.2	1	0	0	0	
MARULAS 3S	SMH	8,518	724	597	82.5	0	0	0	0.2	0	1	0.2	0	0	0	0	
	SERRANO	11,334	963	300	31.1	0	0	0	0	0	0	0	1	0	0.33	9	
MEGA	MEGA	5,336	454	114	25.1	0	0	0	0	0	0	0	0	0	0	0	
	MAYSAN 3S	26,347	2,239	1,702	76	0	0	0	0.2	4	4	0.2	4	0	0	0	
PALASAN	PALASAN	6,604	561	456	81.2	0	0	0	0.2	4	0	0.9	0	0	0	0	
PARADA	PARADA	16,154	1,373	1,381	100.6	0	0	0	0	0	0	0	0	0	0	0	
PASO DE BIAS	PASO DE BIAS	14,479	1,231	751	61	0	0	0	0	0	0	0	0	0	0	0	
PASOLO	PASOLO	6,936	590	471	79.9	0	0	0	0	0	0	0	0	0	0	0	
	ARIANCILLO VILLA	1,772	151	160	106.2	0	0	0	0	0	0	0	0	0	0	0	
POLO	POLO	403	34	32	93.4	0	0	0	0	0	0	0	0	0	0	0	
	PUNTURIN	11,96	102	90	88.5	0	0	0	0	0	0	0	0	0	0	0	
RINCON	RINCON	22,700	1,930	1,594	82.6	0	0	0	0	0	0	0	0	0	0	0	
TAGALAG	TAGALAG	7,161	609	559	91.8	0	0	0	0.5	0	3	0.5	0	0	0	0	
UGONG	UGONG	45,358	3,855	2,140	55.5	0	0	0	1.7	0	1	1.7	0	0	0	0	
VEINTE REALES	TUGATOG	6,013	511	270	52.8	0	0	0	0.4	1	11	0.5	5	0.2	1.4	8	
	VEINTE REALES	1,8877	1,605	810	50.5	0	0	0	0.2	0	2	0.4	1	0	0.37	1	
WAWANG PULO	WAWANG PULO	3,813	324	131	40.4	0	0	0	0	0	0	0	0	0	0	0	
TOTAL		672,888	57,195	37,770	66	0	0	0	0.2	52	66	0.1	39	33	0.19		

SOURCE: CITY HEALTH OFFICE



TABLE 28. VCEH BED STATISTICS

VCEH	NO. OF DOH AUTHORIZED BEDS	NO. OF IMPLEMENTING / ACTUAL BEDS USED
		20

TABLE 29. VCEH ANNUAL DISCHARGES

TYPE OF SERVICE	NO. OF PATIENTS	TOTAL NO. OF PATIENT HOSPITAL STAY	CHARITY	PHILHEALTH	PAY
MEDICINE	802	7,846	315	83	404
OBSTETRICS	722	1404	220	409	93
GYNECOLOGY	0	0	0	0	0
PEDIATRICS	460	2,327	145	125	190
SURGERY PEDIA	1	10	0	0	1
SURGERY ADULT	0	0	0	0	0
TOTAL	1985	11,587	680	617	688

TABLE 30. VCEH OUTCOME OF TREATMENTS

TYPE OF SERVICE	RECOVERED / IMPROVED	UNIMPROVED (HAMA)	TRANSFERRED	ABSCONDED	PAY	
					< 48 HRS.	> 48 HRS.
MEDICINE	593	11	103	1	53	41
OBSTETRICS	671	3	46	2	0	0
GYNECOLOGY	0	0	0	0	0	0
PEDIATRICS	412	5	36	0	5	2
SURGERY PEDIA	1	0	0	0	0	0
SURGERY ADULT	0	0	0	0	0	0
TOTAL	1,677	19	185	3	58	43

SOURCE: VALENZUELA CITY EMERGENCY HOSPITAL



TABLE 31. VCEH LEADING CAUSES OF DISCHARGES

CAUSE	NUMBER OF CASES	%
NORMAL SPONTANEOUS DELIVERY	722 (28 Isolation Facility)	36.37
COVID-19, POSITIVE	535	26.95
PNEUMONIA	344	17.33
T/C NEONATAL SEPSIS	107	5
ACUTE GASTRO ENTERITIS	93	4.69
ELECTROLYTE IMBALANCE/ HYPOKALEMIA	53	2.67
CEREBRO VASCULAR ACCIDENT	32	2
DENGUE	31	1.56
BRONCHIAL ASTHMA IN ACUTE EXACERBATION	19	0.96
URINARY TRACT INFECTION	17	0.86
TOTAL NUMBER OF TOP 10 LEADING CAUSES OF DISCHARGES	1,953	98.39
TOTAL NUMBER OF DISCHARGES (ANNUAL)	1,985	100

TABLE 32. VCEH LEADING CAUSES OF MORTALITY

CAUSE	NUMBER OF CASES	%
COVID-19, CONFIRMED	32	31.68
PNEUMONIA	20	19.8
COVID-19, SUSPECT	13	12.87
HYPERTENSIVE CARDIO VASCULAR DISEASE	8	7.92
DIABETES MELLITUS II	5	4.95
CARDIO VASCULAR DISEASE	2	1.98
HYPOKALEMIA	2	1.98
ASPIRATION PNEUMONIA	2	1.98
CHRONIC KIDNEY DISEASE	1	0.99
CHRONIC HEART FAILURE	1	0.99
TOTAL NUMBER OF LEADING CAUSES OF DEATH	86	85.15
TOTAL DEATHS	101	100

SOURCE: VALENZUELA CITY EMERGENCY HOSPITAL



TABLE 33. VCEH SERVICES RENDERED IN THE OPD

SERVICES	NUMBER	%
MEDICAL	23,684	55.36
SURGICAL	3,488	8.15
OBSTETRICS (PRENATAL CHECK-UP)	7,108	16.61
GYNECOLOGY	666	1.56
PEDIATRICS	4,668	10.91
ENT	0	0
OPHTHALMOLOGY	498	1.16
DIABETIC CLINIC	360	0.84
PULMONOLOGY	605	1.41
NEUROLOGY	83 <small>(feb 9, 2021 – July 30, 2021)</small>	0.2
CARDIOLOGY	244	0.57
EKG	1,366	3.2
PPD	11	0.03
TOTAL NUMBER OF OPD CONSULTATIONS	42,781	100
OTHERS		
DENTAL SERVICES	2,407	

TABLE 34. VCEH LEADING CAUSES OF CONSULTATION

CAUSE	NUMBER	%
PRENATAL CHECK-UP	7,108	36.39
HYPERTENSIVE CARDIO VASCULAR DISEASE	2,488	12.74
URINARY TRACT INFECTION	2,365	12.11
ACUTE UPPER RESPIRATORY INFECTION	2,321	11.88
DIABETES MELLITUS II	1,634	8.36
MUSCULO SKELETAL DISORDER	989	5.06
PNEUMONIA	885	4.53
HYPERTENSION	782	4
ENT	519	2.66
DYSLIPIDEMIA	443	2.77
TOTAL NUMBER OF TOP 10 LEADING CAUSES OF OPD CONSULTATION	19,534	100
TOTAL NUMBER OF OPD CONSULTATIONS	42,781	

SOURCE: VALENZUELA CITY EMERGENCY HOSPITAL



TABLE 35. OTHER HOSPITAL SERVICES

ACTIVITIES	IN-PATIENT	OUT-PATIENT	EMERGENCY ROOM	TOTAL
ECG	214	1,366	352	1,932
PPD	0	11	0	11
BCG	713	0	0	713
HEPA B VACCINE	724	0	0	724
AMBULANCE CONDUCTION	185	0	153	338
NEBULIZATION	4,626 (per use)	0	8,350 (per use)	12,974
MEDICO-LEGAL/ MEDICAL VERIFICATION	0	0	2,543	2,543
TOTAL	6,462	1,377	11,398	19,235

TABLE 36. SURGICAL OPERATION

TYPE OF OPERATION	AGE DISTRIBUTION		TOTAL
	UNDER 20 YEARS OLD	OVER 20 YEARS OLD	
EXCISION	12	40	52
INCISION AND DRAINAGE	6	20	26
DILATION AND CURETTAGE	0	0	0
SUTURING	12	40	52
DEBRIDEMENT	4	1	5
REMOVAL OF FOREIGN BODY	0	6	6
CIRCUMCISION	5	0	5
UNGIECTOMY	7	7	14
ASPIRATION	0	5	5
TOTAL	46	119	165

TABLE 37. VCEH MAJOR SERVICES

MAJOR SERVICES	NUMBER OF PATIENTS	NUMBER OF PROCEDURES
X-RAY	13,107	16,734
ULTRASOUND	5,578	5,938
CT SCAN	548	1,901
DIALYSIS	97	11,224
ANIMAL BITE	4,732	5,796
PREMIER 101 ENT		

SOURCE: VALENZUELA CITY EMERGENCY HOSPITAL



TABLE 38. VCEH MANPOWER

PERSONNEL DESIGNATION	STATUS OF APPOINTMENT				
	PERMANENT	CASUAL	DETAILED	CONTRACTUAL	TOTAL
PHYSICIAN	28	6			34
RADIOLOGIST/SONOLOGIST		1			1
DENTIST	1				1
DENTAL AIDE		1			1
NURSES	24	17	31		72
NURSE AIDE		5			5
MIDWIVES	3	6	2		11
MEDICAL TECHNOLOGISTS	1	8	8		17
LABORATORY TECHNOLOGIST		1			1
HEPO					
RADIOLOGIC TECHNICIAN	3		5		8
X-RAY TECHNICIAN		1			1
CLERKS	1	24	31	1	57
SOCIAL WORKER	1	1	5	1	8
PHARMACIST	1	1	1		3
CONSULTANT					
IT PERSONNEL			1		1
UTILITY WORKER	1	10	22		33
UTILITY FOREMAN	1				1
WATCHMEN		1			1
DRIVERS		6	2	1	9
HESU	1	0	3		4
NUTRITIONIST AND DIETICIAN		1			1
GSO					
BUILDING ADMINISTRATOR		1			1
CLERK		1	3		4
GARDENER			1		1
PARKING AIDE			1		1
ELECTRICIAN			1		1
UTILITY			9		9
TOTAL	66	92	126	3	287

SOURCE: VALENZUELA CITY EMERGENCY HOSPITAL



TABLE 39. VMC ANNUAL DISCHARGES

TYPE OF SERVICE	NO. OF PATIENTS	TOTAL NO. OF PATIENT HOSPITAL STAY	CHARITY	PHILHEALTH	PAY
			(%)	(%)	(%)
MEDICINE	1409	15,207	177(12.56%)	1232(87.44%)	0
OBSTETRICS	3,459	10,730	129(3.73%)	3330(96.27%)	0
GYNECOLOGY	337	1,447	12(3.56%)	325(96.44%)	0
PEDIATRICS	848	8,113	88(10.38%)	760(89.62%)	0
SURGERY	713	3,795	64(8.98%)	649(91.02%)	0
TOTAL	6,766	39,292	470(6.95%)	6,296(93.05%)	0

TABLE 40. VMC OUTCOME OF TREATMENT

TYPE OF SERVICE	RECOVERED / IMPROVED (PERCENTAGE IMPROVED)	UNIMPROVED (HAMA)	TRANSFERRED	ABSCONDED	DIED	
					< 48 HOURS	> 48 HOURS
MEDICINE	834	3	14	0	253	306
OBSTETRICS	3,440	3	0	0	9	7
GYNECOLOGY	333	0	0	0	1	3
PEDIATRICS	725	3	7	0	48	65
SURGERY	670	5	3	1	10	24
TOTAL	6,002	14	24	1	321	405

TABLE 41. TOP 10 LEADING CAUSES OF DISCHARGES

SERVICES	NUMBER	%
1. NORMAL SPONTANEOUS DELIVERY	1,945	32.20%
2. CAESARIAN SECTION	936	15.50%
3. PNEUMONIA	296	4.90%
4. SPONTANEOUS ABORTION	234	3.87%
5. COVID-19 CONFIRMED	190	3.15%
6. DISEASE OF APPENDIX (APPENDICITIS)	171	2.83%
7. CHOLECYSTITIS	141	2.33%
8. ECTOPIC PREGNANCY	128	2.12%
9. OTHER ARTHROPOD-BORNE VIRAL FEVERS & VIRAL HEMORRHAGIC FEVER (DENGUE FEVER)	113	1.87%
10. CEREBROVASCULAR DISEASE INFARCT	110	1.82%
TOTAL NUMBER OF TOP 10 LEADING CAUSES OF DISCHARGES	4,264	70.60%
TOTAL NUMBER OF DISCHARGES (ALIVE)	6,040	100.00%

SOURCE: VALENZUELA CITY MEDICAL CENTER



TABLE 42. VMC LEADING CAUSES OF MORTALITY

CAUSE	NO. OF CASES	%
1. PNEUMONIA	181	24.93%
2. COVID-19 CONFIRMED	109	15.01%
3. HYPERTENSIVE CARDIOVASCULAR DISEASE	96	13.22%
4. MYOCARDIAL INFARCTION	66	9.09%
5. CEREBROVASCULAR DISEASE HEMORRHAGE	30	4.13%
6. DIABETES MELLITUS	24	3.31%
7. RESPIRATORY DISTRESS SYNDROME OF NEWBORN	20	2.75%
8. ACUTE KIDNEY INJURY	19	2.62%
9. PULMONARY TUBERCULOSIS	14	1.93%
10. NEONATAL SEPSIS	10	1.38%
TOTAL NUMBER OF LEADING CAUSES OF DEATH	569	78.37%
TOTAL DEATH	726	100.00%

TABLE 43. TOTAL NUMBER OF DELIVERIES AND PERCENTAGE

CAUSE	NO. OF CASES	%
TOTAL NUMBER OF LIVE-BIRTH VAGINAL DELIVERIES (NORMAL)	1947	63.71%
TOTAL NUMBER OF LIVE-BIRTH C-SECTION DELIVERIES (CEASAREAN)	936	30.63%
TOTAL NUMBER OF OTHER DELIVERIES	173	5.66%
TOTAL NUMBER OF IN-FACILITY DELIVERIES	3,056	100.00%

TABLE 44. TOP 10 MAJOR SURGICAL OPERATION

TYPE OF MAJOR OPERATION	NO. OF CASES	%
1. APPENDECTOMY	163	20.69%
2. CHOLECYSTECTOMY	132	16.75%
3. EXPLORATORY LAPAROTOMY (ECTOPIC PREGNANCY)	120	15.23%
4. HERNIOPLASTY	41	5.20%
5. TOTAL ABDOMINAL HYSTERECTOMY & BILATERAL SALPINGO-OOPHORECTOMY	39	4.95%

(more)

SOURCE: VALENZUELA CITY MEDICAL CENTER



6. OPEN REDUCTION & INTERNAL FIXATION	37	4.70%
7. MODIFIED RADICAL MASTECTOMY	27	3.43%
8. BELOW KNEE AMPUTATION	20	2.54%
9. EXPLORATORY LAPAROTOMY (INTESTINAL OBSTRUCTION)	16	2.03%
10. COLOSTOMY	14	1.78%
TOTAL NUMBER OF TOP 10 MAJOR OPERATIONS	609	77.28%
TOTAL NUMBER OF MAJOR OPERATIONS (EXCLUDING CS)	788	100.00%

TABLE 45. TOP 10 MINOR SURGICAL OPERATION

TYPE OF MINOR OPERATION	NO. OF CASES	%
1. WOUND SUTURING	1941	53.46%
2. EPISIOTOMY	1302	35.86%
3. REPAIR OF LACERATION	141	3.88%
4. BILATERAL TUBAL LIGATION	55	1.51%
5. ESOPHAGOGASTRODUODENOSCOPY	24	0.66%
6. UNGIECTOMY	18	0.50%
7. INCISION AND DRAINAGE	17	0.47%
8. COLONOSCOPY	12	0.33%
9. WOUND DEBRIDEMENT	8	0.22%
10. HEMMORHOIDECTOMY	5	0.14%
TOTAL NUMBER OF TOP 10 MINOR OPERATIONS	3,523	97.03%
TOTAL NUMBER OF MINOR OPERATIONS	3631	100.00%

TABLE 46. VMC BED STATISTICS

NUMBER OF BEDS	
SECTION / WARD	TOTAL BEDS
1. OB-WARD 1 - NON-PATHOLOGICAL	9
2. OB-WARD 2 - NON PATHOLOGICAL	9
3. OB-WARD 3 - PATHOLOGICAL	10
4. GYNE WARD	5
5. MALE SURGERY WARD	4
6. FEMALE SURGERY WARD	4
7. SURGERY ISOLATION ROOM - ADULT	1
8. NICU - BASSINETS	7

(more)

SOURCE: VALENZUELA CITY MEDICAL CENTER



Ecological Profile 2021

9. NICU - INCUBATORS	3
10. MALE MEDICINE WARD	7
11. FEMALE MEDICINE WARD	7
12. SPECIAL MONITORING	7
13. PHILHEALTH WARD ROOM 1 (MALE)	7
14. PHILHEALTH WARD ROOM 2 (FEMALE)	7
15. PHILHEALTH WARD ROOM 3 (GENDER PRIORITY)	7
16. PHILHEALTH ROOM FOR OBSTETRIC CASE	2
17. PEDIA WARD ROOM 1 (NICU EXTENSION)	3
18. PEDIA WARD ROOM 2	6
19. PEDIA WARD ROOM 3	5
20. ADOLESCENT ROOM	1
21. PEDIA ISOLATION ROOM 1	1
22. SPECIAL MONITORING ROOM (PEDIA)	3
23. PRIVATE ROOM 1 (COVID WARD)	1
24. PRIVATE ROOM 2 (COVID WARD)	1
25. PRIVATE ROOM 3 (COVID WARD)	1
26. INTENSIVE CARE UNIT (ICU 1)	1
27. INTENSIVE CARE UNIT (ICU 2)	3
28. PERITONEAL DIALYSIS	2
29. ER TENT (COVID)	12
TOTAL BEDS	136

TABLE 47. VMC SERVICES RENDERED IN OPD

SERVICES	NUMBER	%
OBSTETRICS	2,474	13.19%
DOTS CONSULTATION	3,250	17.33%
FAMILY MEDICINE & GERIA	2,761	14.72%
INTERNAL MEDICINE	670	3.57%
PEDIA-MEDICAL	670	3.57%
SURGICAL	383	2.04%
PT & REHAB	3,787	20.20%
DENTAL	1,079	5.75%
ANIMAL BITE	0	0.00%
GYNECOLOGY	246	1.31%
DERMATOLOGY	2358	12.58%

(more)

SOURCE: VALENZUELA CITY MEDICAL CENTER



OPHTHALMOLOGY	183	0.98%
ORTHO	2	0.01%
FAMILY PLANNING	864	4.61%
ENT	11	0.06%
UROLOGY	6	0.03%
GASTROENTEROLOGY	7	0.04%
ENDOCRINOLOGY	0	0.00%
CARDIOLOGY-ADULT	0	0.00%
PULMONOLOGY	0	0.00%
CARDIOLOGY-PEDIA	0	0.00%
NEUROLOGY-MEDICINE	0	0.00%
TOTAL NUMBER OF OPD SERVICES	18,751	100.00%

TABLE 48. TOP 10 LEADING CAUSES OF OPD CONSULTATION

SERVICES	NUMBER	%
1. DOTS CONSULTATION (PTB)	3,250	17.33%
2. PRE-NATAL CHECK-UP	2,121	11.31%
3. FAMILY PLANNING CONSULTATIONS	864	4.61%
4. ACNE VULGARIS (DERMATOLOGY TELE-CONSULTATION)	758	4.04%
5. ESSENTIALLY WELL ADULT	649	3.46%
6. PHYSICAL THERAPY TELE-CONSULTATION FOR CVD PATIENTS	593	3.16%
7. DENTAL CARIES	537	2.86%
8. OBSTETRICS ROUTINE FOLLOW-UP (POST PARTUM)	364	1.94%
9. COVID-19 CONFIRMED (EMPLOYEES AND RELATIVES)	279	1.49%
10. HYPERTENSION	275	1.47%
TOTAL NUMBER OF TOP 10 LEADING CAUSES IF OPD CONSULTATIONS	9,690	51.68%
TOTAL NUMBER OF OPD CONSULTATIONS	18,751	100.00%

SOURCE: VALENZUELA CITY MEDICAL CENTER

**TABLE 49. VMC SERVICES RENDERED IN EMERGENCY ROOM**

SERVICES	NUMBER	%
SURGERY	16,851	51.05%
MEDICAL	6,593	19.97%
OB-GYNE	6,427	19.47%
PEDIATRICS	3,138	9.51%
TOTAL NUMBER OF ER CONSULTATIONS	33,009	100.00%

TABLE 50. TOP TEN LEADING CAUSES OF ER CONSULTATION

SERVICES	NUMBER	%
1. TRAUMA	6,852	20.76%
2. EXAMINATION AND OBSERVATION FOR MEDICO LEGAL PURPOSES	4,229	12.81%
3. PREGNANCY UTERINE/PREGNANCY UTERINE FULL TERM	3,659	11.08%
4. PNEUMONIA	1,427	4.32%
5. SPONTANEOUS ABORTION	860	2.61%
6. ANIMAL BITE	689	2.09%
7. ACUTE GASTROENTERITIS	621	1.88%
8. HYPERTENSION	503	1.52%
9. MYOCARDIAL INFARCTION	423	1.28%
10. ACUTE UPPER RESPIRATORY INFECTION	420	1.27%
TOTAL NUMBER OF TOP 10 LEADING CAUSES OF ER CONSULTATIONS	19,683	59.63%
TOTAL NUMBER OF ER CONSULTATIONS	33,009	100.00%

SOURCE: VALENZUELA CITY MEDICAL CENTER

**TABLE 51. OTHER HOSPITAL SERVICES**

SERVICES	NUMBER
MEDICAL IMAGING TESTS	
X-RAY	12,762
ULTRASOUND	3,714
CT-SCAN	295
LABORATORY & DIAGNOSTIC TEST	
URINALYSIS	10,607
FECALYSIS	398
HEMATOLOGY	63,308
CLINICAL CHEMISTRY	141,877
IMMUNOLOGY/SEROLOGY/HIV	8,763
MICROBIOLOGY	7,838
SURGICAL PATHOLOGY	2,160
CYTOLOGY	542
NEWBORN SCREENING	3,251
BLOOD SERVICE FACILITIES - NO. OF BLOOD UNITS TRANSFUSED	3,249

SOURCE: VALENZUELA CITY MEDICAL CENTER

TABLE 52. FATIMA ANNUAL DISCHARGES

TYPE OF SERVICE	NO. OF PATIENTS	TOTAL NO. OF PATIENT HOSPITAL STAY	CHARITY	PHILHEALTH	PAY
			(%)	(%)	(%)
IM	584	584	0	543	41
SURGERY	35	35	0	34	1
OB	43	43	0	41	2
PEDIA	72	72	0	61	11
TOTAL	734	734	0	679	55

SOURCE: FATIMA MEDICAL CENTER



TABLE 53. FATIMA OUTCOME OF TREATMENT

TYPE OF SERVICE	RECOVERED / IMPROVED (PERCENTAGE IMPROVED)	UNIMPROVED (HAMA)	TRANSFERRED	ABSCONDED	DIED	
					< 48 HOURS	> 48 HOURS
MEDICINE	3331	643	50	0	149	0
SURGERY	853	36	6	0	4	0
PEDIA	1911	91	5	0	0	0
ENT	4	0	0	0	0	0
OPHTHA	46	0	0	0	0	0
FAMILY MEDICINE	77	0	0	0	0	0
OB/GYNE	107	2	1	0	0	0
TOTAL	6329	772	62	0	153	0

TABLE 54. FATIMA CAUSES OF MORTALITY

CAUSE	NO. OF CASES
SEPTIC SHOCK SEC TO CAP	23
ACUTE RESPIRATORY SISTRESS SYNDROME SEC COVID 19	20
SEPTIC SHOCK SEC TO COVID 19	14
SEPTIC SHOCK SEC TO HAI	4
CARDIAC ARYTHMIA	3
CARDIOPULMONARY ARREST	3
ACUTE RESPIRATORY SISTRESS SYNDROME SEC CAP	3
ACUTE PONTINE HEMORRHAGE	3
HYPOXIC ISCHEMIC ENCEPHALOPATHY	3
SPETIC SHOCK SEC UROSEPSIS	2
UNCAL HERNIATION	2
SUBARACHNOID HEMORRHAGE	1
TOTAL NUMBER OF LEADING CAUSES OF DEATH	81
TOTAL DEATH	134

SOURCE: FATIMA MEDICAL CENTER

**TABLE 55. FATIMA TOTAL NUMBER OF DELIVERIES**

CAUSE	NO. OF CASES
CS	142
NSD	101
TOTAL NUMBER OF IN-FACILITY DELIVERIES	243

TABLE 56. FATIMA TOP TEN MAJOR SURGICAL OPERATIONS

TYPE OF MAJOR OPERATION	NO. OF CASES
PHACO	285
PARS PLANAS VITRECTOMY	100
LAP CHOLE	25
APPENDECTOMY	17
TRABECULECTOMY	13
MRM	10
EXTRA CAPSULAR CATARACT EXTRACTION	10
EX LAP	8
ORIF	7
TOTAL THYROIDECTOMY	5
TOTAL	480

SOURCE: FATIMA MEDICAL CENTER

**TABLE 57. FATIMA TOP TEN MINOR SURGICAL OPERATIONS**

TYPE OF MINOR OPERATION	NO. OF CASES
AVASTIN INJECTION	44
EXCISION BIOPSY	21
WOUND DEBRIDEMENT	14
AV FISTULA	13
INCISION AND CURRETAGE	10
VARICOCELECTOMY	9
PTYREGIUM WITH AUTOGRAFT	6
PTYREGIUM WITH EXCISION	5
TRABECULECTOMY	4
IJ CATHETER INSERTION	3
CORE NEEDLE BIOPSY	2
TOTAL	131

TABLE 58. FATIMA BED STATISTICS

NUMBER OF BEDS	
SECTION / WARD	TOTAL BEDS
3RD EAST	19
3RD WEST	6
5TH EAST	20
5TH WEST	16
ICCU COVID	6
ER	13
ICU CLEAN	4
NICU	4
LR-DR	5
OR	4
6TH WEST	8
TOTAL BEDS	105

SOURCE: FATIMA MEDICAL CENTER

**TABLE 59. FATIMA SERVICES RENDERED IN OPD**

SERVICES	NUMBER
WOUND CARE	261
DERMA PROCEDURE	37
TOTAL NUMBER OF OPD SERVICES	289

TABLE 60. FATIMA TOP TEN LEADING CAUSES OF OPD CONSULTATION

SERVICES	NUMBER
HYPERTENSION	657
AGE	589
PSYCH	421
HEMATOLOGY	392
NEURO	336
OTHER HEART DISEASE	195
DM	111
OTHER URINARY DISEASE	54
UTI	28
TB	28
TOTAL	2811

TABLE 61. FATIMA SERVICES RENDERED IN EMERGENCY ROOM

SERVICES	NUMBER
MEDICINE	4226
PEDIA	909
SURGERY	2002
FM	4
ENT	46
OPHTHA	77
OB	107
TOTAL	7371

SOURCE: FATIMA MEDICAL CENTER

**TABLE 62. FATIMA TOP TEN LEADING CAUSES OF ER CONSULTATION**

SERVICES	NUMBER
FEVER	1097
COUGH	900
SORE THROAT	660
LBM	493
DOB	370
VOMITING	272
ABDOMINAL PAIN	194
BACK PAIN	125
CHEST PAIN	61
HEAD ACHE	54
TOTAL	4226

TABLE 63. FATIMA OTHER HOSPITAL SERVICES

SERVICES	NUMBER
MEDICAL IMAGING TESTS	
X-RAY	11017
ULTARSOUND	2390
MAMMOGRAM	145
MRI	961
CT SCAN	2515
LABORATORY & DIAGNOSTIC TEST	
URINALYSIS	7009
FECALYSIS	1375
HEMATOLOGY	17213
CLINICAL CHEMISTRY	71003
IMMUNOLOGY/SEROLOGY/HIV	12555
MICROBIOLOGY	2068
SURGICAL PATHOLOGY	674
AUTOPSY	0
CYTOLOGY	487

SOURCE: FATIMA MEDICAL CENTER



TABLE 64. FATIMA TOP TEN LEADING CAUSES OF DISCHARGE

SERVICES	NUMBER
PNEUMONIA	93
COVID 19 CONFIRMED	62
COVID 19 CONFIRMED MODERATE	59
COVID 19 CONFIRMES MODERATE RISK	55
DENGUE FEVER	52
COVID 19 CONFIRMED PNEUMONIA SEVERE	35
ABNORMAL UTERINE BLEEDING	28
CEREBROVASCULAR DISEASE	25
DENGUE FEVER WITH WARNING SIGNS	20
TOTAL	429

SOURCE: FATIMA MEDICAL CENTER



City Government of Valenzuela

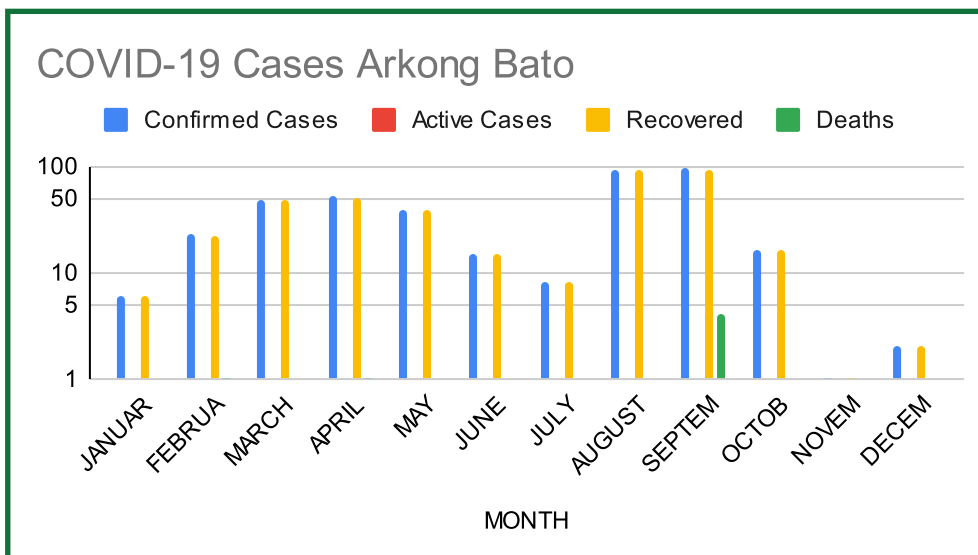
Ecological Profile 2021

1.1. COVID-19 CASES



Ecological Profile 2021

TABLE 65. ARKONG BATO COVID-19 CASES

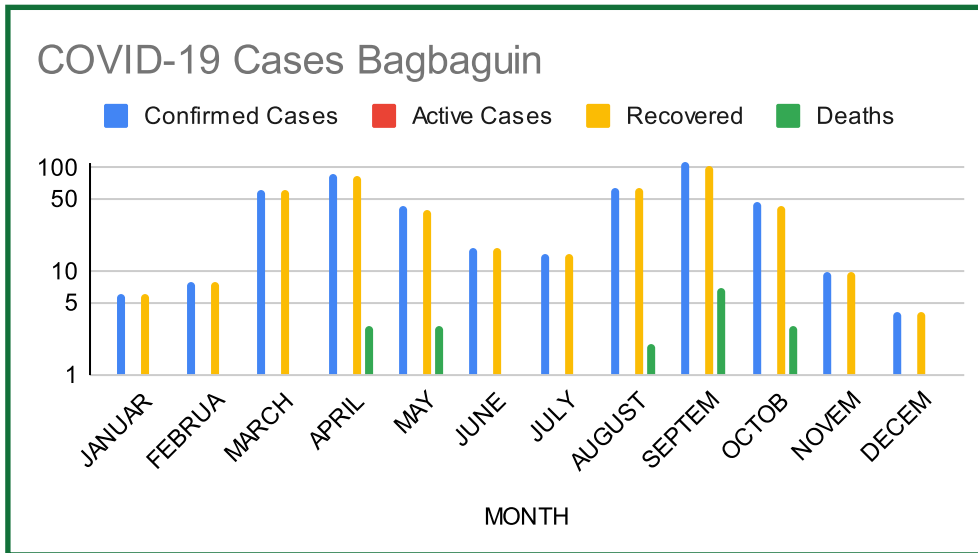


BARANGAY	MONTH	CONFIRMED CASES	ACTIVE CASES	RECOVERED	DEATHS
ARKONG BATO	JANUARY	6	0	6	0
	FEBRUARY	23	0	22	1
	MARCH	49	0	49	0
	APRIL	52	0	51	1
	MAY	38	0	38	0
	JUNE	15	0	15	0
	JULY	8	0	8	0
	AUGUST	91	0	91	0
	SEPTEMBER	96	0	92	4
	OCTOBER	16	0	16	0
	NOVEMBER	1	0	1	0
	DECEMBER	2	0	2	0

SOURCE: CITY HEALTH OFFICE; CITY EPIDEMIOLOGY AND SURVEILLANCE UNIT



TABLE 66. BAGBAGUIN COVID-19 CASES



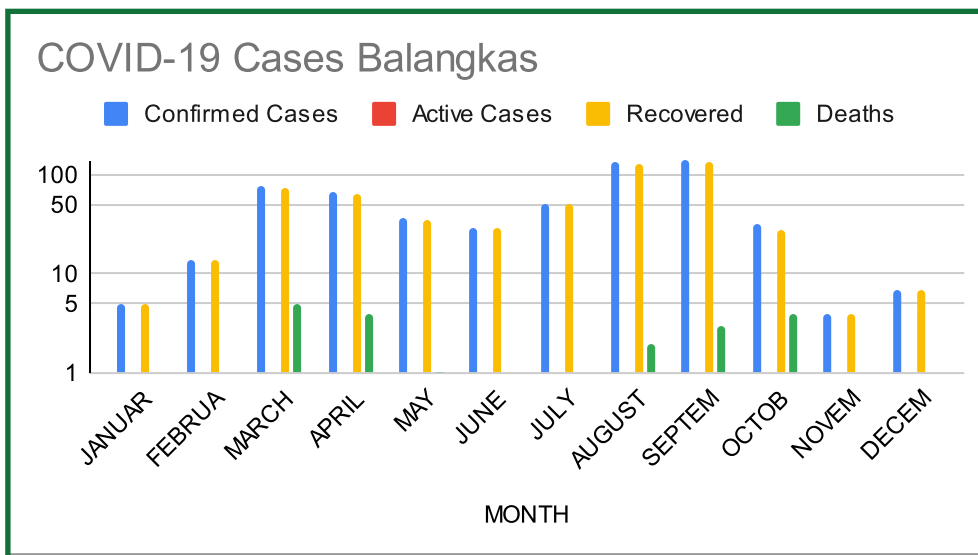
BARANGAY	MONTH	CONFIRMED CASES	ACTIVE CASES	RECOVERED	DEATHS
BAGBAGUIN	JANUARY	6	0	6	0
	FEBRUARY	8	0	8	0
	MARCH	62	0	62	0
	APRIL	86	0	83	3
	MAY	42	0	39	3
	JUNE	17	0	17	0
	JULY	15	0	15	0
	AUGUST	65	0	63	2
	SEPTEMBER	113	0	106	7
	OCTOBER	46	0	43	3
	NOVEMBER	10	0	10	0
	DECEMBER	4	0	4	0

SOURCE: CITY HEALTH OFFICE; CITY EPIDEMIOLOGY AND SURVEILLANCE UNIT



Ecological Profile 2021

TABLE 67. BALANGKAS COVID-19 CASES

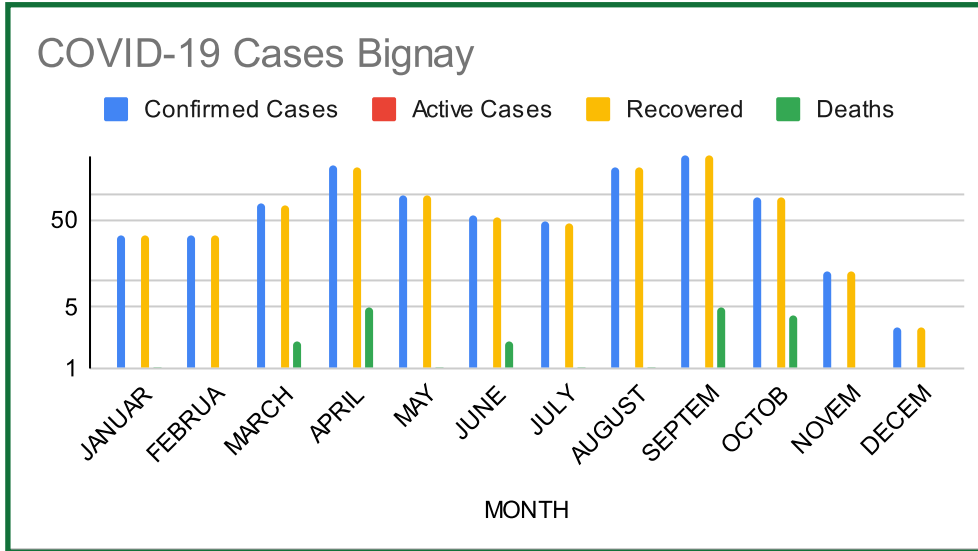


BARANGAY	MONTH	CONFIRMED CASES	ACTIVE CASES	RECOVERED	DEATHS
BALANGKAS	JANUARY	5	0	5	0
	FEBRUARY	14	0	14	0
	MARCH	78	0	73	5
	APRIL	68	0	64	4
	MAY	36	0	35	1
	JUNE	29	0	29	0
	JULY	51	0	51	0
	AUGUST	134	0	132	2
	SEPTEMBER	141	0	138	3
	OCTOBER	32	0	28	4
	NOVEMBER	4	0	4	0
	DECEMBER	7	0	7	0

SOURCE: CITY HEALTH OFFICE; CITY EPIDEMIOLOGY AND SURVEILLANCE UNIT



TABLE 68. BIGNAY COVID-19 CASES



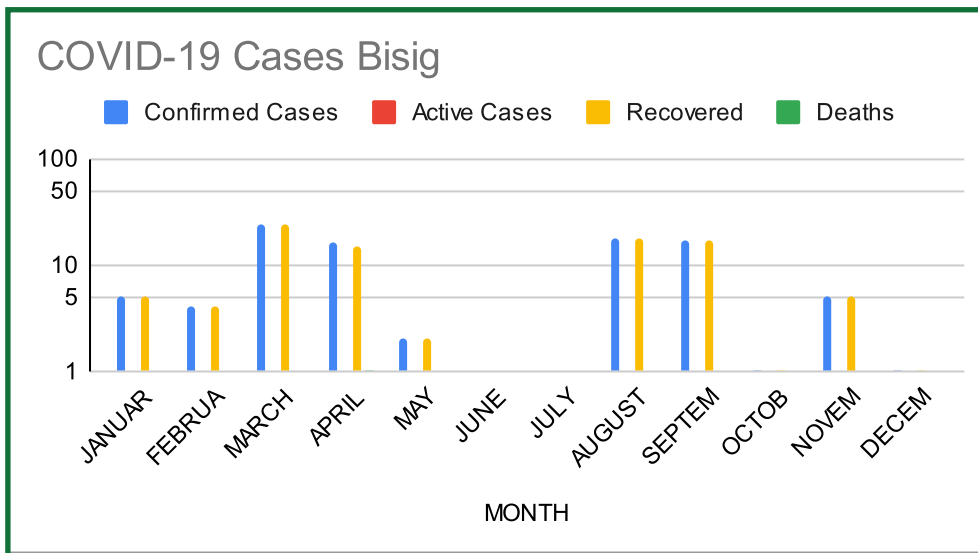
BARANGAY	MONTH	CONFIRMED CASES	ACTIVE CASES	RECOVERED	DEATHS
BIGNAY	JANUARY	34	0	33	1
	FEBRUARY	33	0	33	0
	MARCH	77	0	75	2
	APRIL	209	0	204	5
	MAY	94	0	93	1
	JUNE	56	0	54	2
	JULY	47	0	46	1
	AUGUST	202	0	201	1
	SEPTEMBER	272	0	267	5
	OCTOBER	92	0	88	4
	NOVEMBER	13	0	13	0
	DECEMBER	3	0	3	0

SOURCE: CITY HEALTH OFFICE; CITY EPIDEMIOLOGY AND SURVEILLANCE UNIT



Ecological Profile 2021

TABLE 69. BISIG COVID-19 CASES

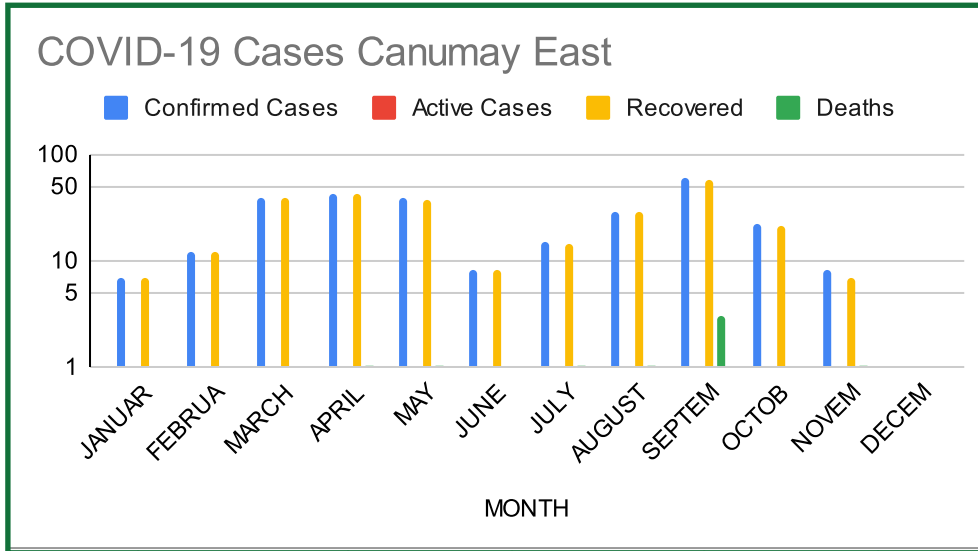


BARANGAY	MONTH	CONFIRMED CASES	ACTIVE CASES	RECOVERED	DEATHS
BISIG	JANUARY	5	0	5	0
	FEBRUARY	4	0	4	0
	MARCH	24	0	24	0
	APRIL	16	0	15	1
	MAY	2	0	2	0
	JUNE	0	0	0	0
	JULY	0	0	0	0
	AUGUST	18	0	18	0
	SEPTEMBER	17	0	17	0
	OCTOBER	1	0	1	0
	NOVEMBER	5	0	5	0
	DECEMBER	1	0	1	0

SOURCE: CITY HEALTH OFFICE; CITY EPIDEMIOLOGY AND SURVEILLANCE UNIT



TABLE 70. CANUMAY EAST COVID-19 CASES

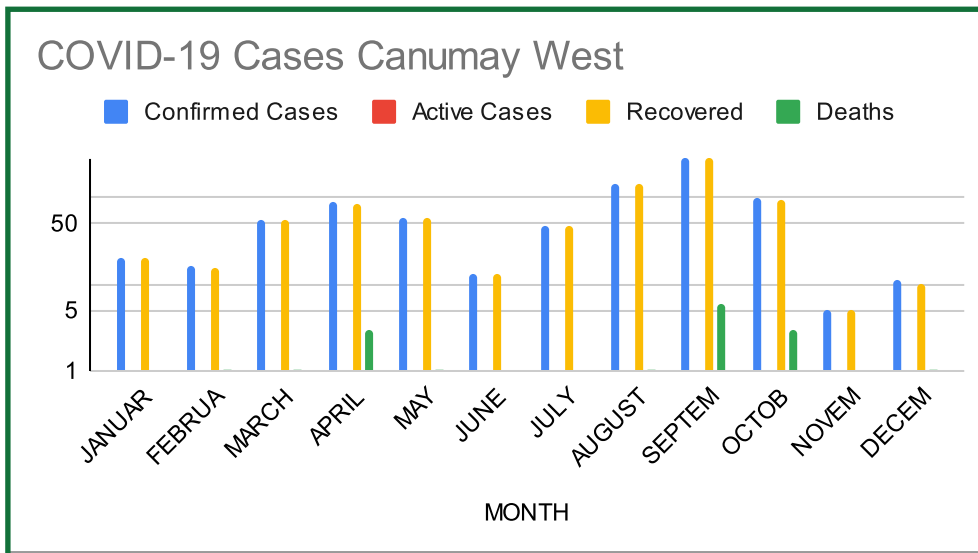


BARANGAY	MONTH	CONFIRMED CASES	ACTIVE CASES	RECOVERED	DEATHS
CANUMAY EAST	JANUARY	7	0	7	0
	FEBRUARY	12	0	12	0
	MARCH	39	0	39	0
	APRIL	43	0	42	1
	MAY	38	0	37	1
	JUNE	8	0	8	0
	JULY	15	0	14	1
	AUGUST	29	0	28	1
	SEPTEMBER	61	0	58	3
	OCTOBER	22	0	21	0
	NOVEMBER	8	0	7	1
	DECEMBER	0	0	0	0

SOURCE: CITY HEALTH OFFICE; CITY EPIDEMIOLOGY AND SURVEILLANCE UNIT



TABLE 71. CANUMAY WEST COVID-19 CASES

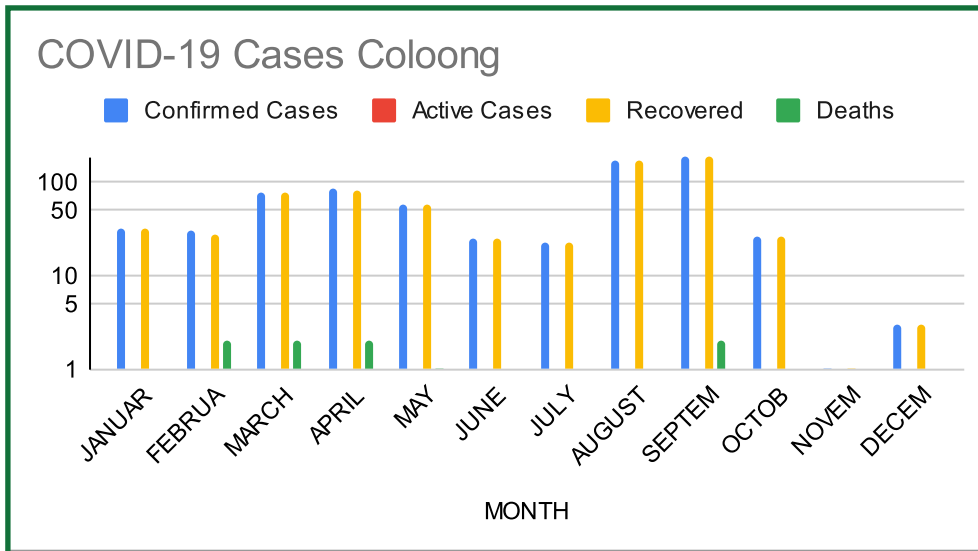


BARANGAY	MONTH	CONFIRMED CASES	ACTIVE CASES	RECOVERED	DEATHS
CANUMAY WEST	JANUARY	20	0	20	0
	FEBRUARY	16	0	15	1
	MARCH	55	0	54	1
	APRIL	88	0	85	3
	MAY	59	0	58	1
	JUNE	13	0	13	0
	JULY	48	0	48	0
	AUGUST	144	0	143	1
	SEPTEMBER	283	0	277	6
	OCTOBER	97	0	94	3
	NOVEMBER	5	0	5	0
	DECEMBER	11	0	10	1

SOURCE: CITY HEALTH OFFICE; CITY EPIDEMIOLOGY AND SURVEILLANCE UNIT



TABLE 72. COLOONG COVID-19 CASES

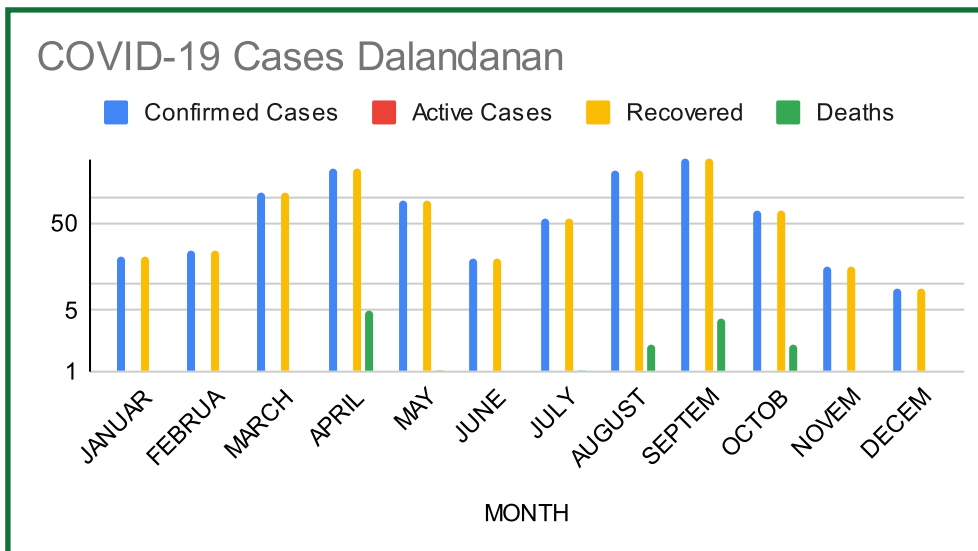


BARANGAY	MONTH	CONFIRMED CASES	ACTIVE CASES	RECOVERED	DEATHS
COLOONG	JANUARY	32	0	32	0
	FEBRUARY	30	0	28	2
	MARCH	79	0	77	2
	APRIL	85	0	83	2
	MAY	59	0	58	1
	JUNE	25	0	25	0
	JULY	23	0	23	0
	AUGUST	171	0	171	0
	SEPTEMBER	188	0	186	2
	OCTOBER	27	0	27	0
	NOVEMBER	1	0	1	0
	DECEMBER	3	0	3	0

SOURCE: CITY HEALTH OFFICE; CITY EPIDEMIOLOGY AND SURVEILLANCE UNIT



TABLE 73. DALANDANAN COVID-19 CASES

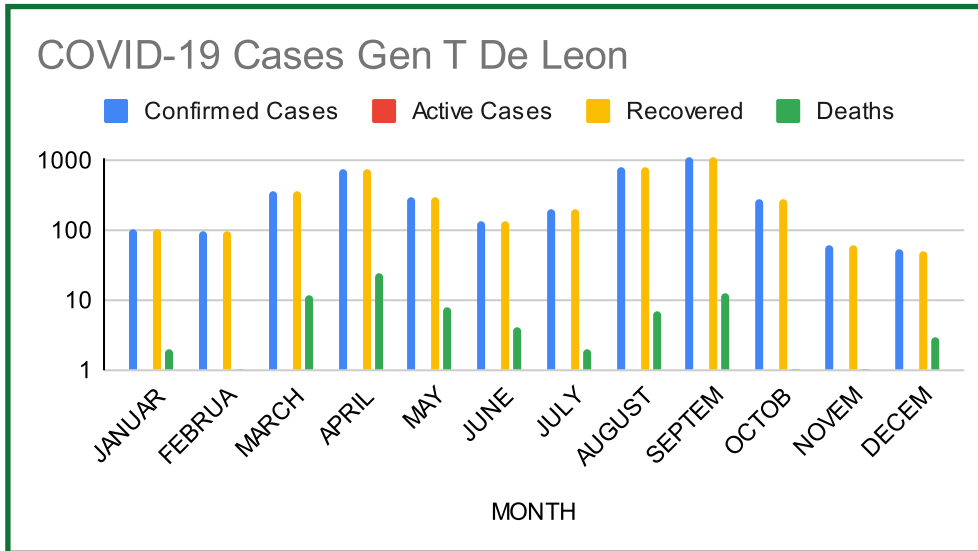


BARANGAY	MONTH	CONFIRMED CASES	ACTIVE CASES	RECOVERED	DEATHS
DALANDANAN	JANUARY	21	0	21	0
	FEBRUARY	24	0	24	0
	MARCH	115	0	115	0
	APRIL	216	0	211	5
	MAY	90	0	89	1
	JUNE	20	0	20	0
	JULY	58	0	57	1
	AUGUST	205	0	203	2
	SEPTEMBER	275	0	271	4
	OCTOBER	71	0	69	2
	NOVEMBER	16	0	16	0
	DECEMBER	9	0	9	0

SOURCE: CITY HEALTH OFFICE; CITY EPIDEMIOLOGY AND SURVEILLANCE UNIT



TABLE 74. GEN. T. DE LEON COVID-19 CASES

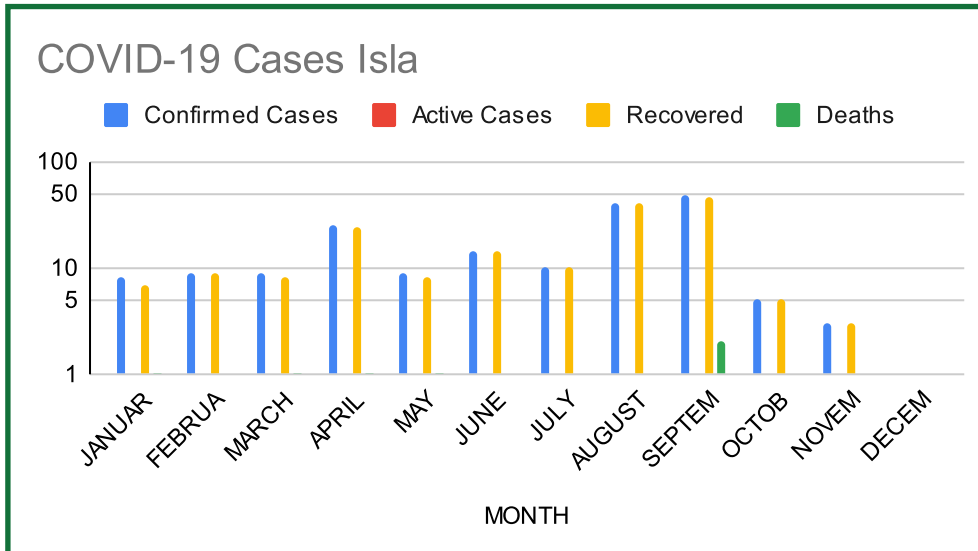


BARANGAY	MONTH	CONFIRMED CASES	ACTIVE CASES	RECOVERED	DEATHS
GEN T DE LEON	JANUARY	105	0	103	2
	FEBRUARY	99	0	98	1
	MARCH	363	0	351	12
	APRIL	762	0	737	25
	MAY	307	0	299	8
	JUNE	135	0	131	4
	JULY	204	0	202	2
	AUGUST	815	0	808	7
	SEPTEMBER	1105	0	1092	13
	OCTOBER	278	0	277	1
	NOVEMBER	61	0	60	1
	DECEMBER	53	0	50	3

SOURCE: CITY HEALTH OFFICE; CITY EPIDEMIOLOGY AND SURVEILLANCE UNIT



TABLE 75. ISLA COVID-19 CASES

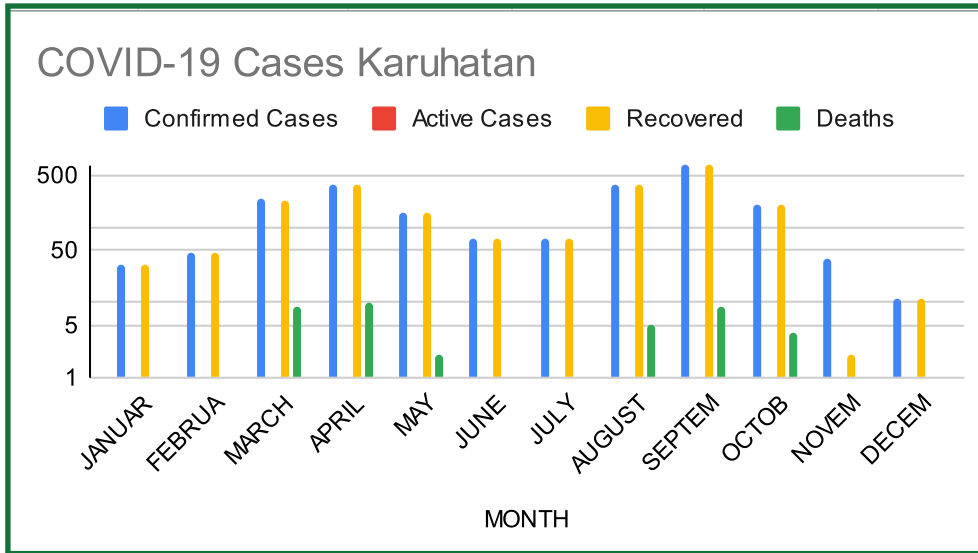


BARANGAY	MONTH	CONFIRMED CASES	ACTIVE CASES	RECOVERED	DEATHS
ISLA	JANUARY	8	0	7	1
	FEBRUARY	9	0	9	0
	MARCH	9	0	8	1
	APRIL	25	0	24	1
	MAY	9	0	8	1
	JUNE	14	0	14	0
	JULY	10	0	10	0
	AUGUST	41	0	41	0
	SEPTEMBER	49	0	47	2
	OCTOBER	5	0	5	0
	NOVEMBER	3	0	3	0
	DECEMBER	0	0	0	0

SOURCE: CITY HEALTH OFFICE; CITY EPIDEMIOLOGY AND SURVEILLANCE UNIT



TABLE 76. KARUHATAN COVID-19 CASES



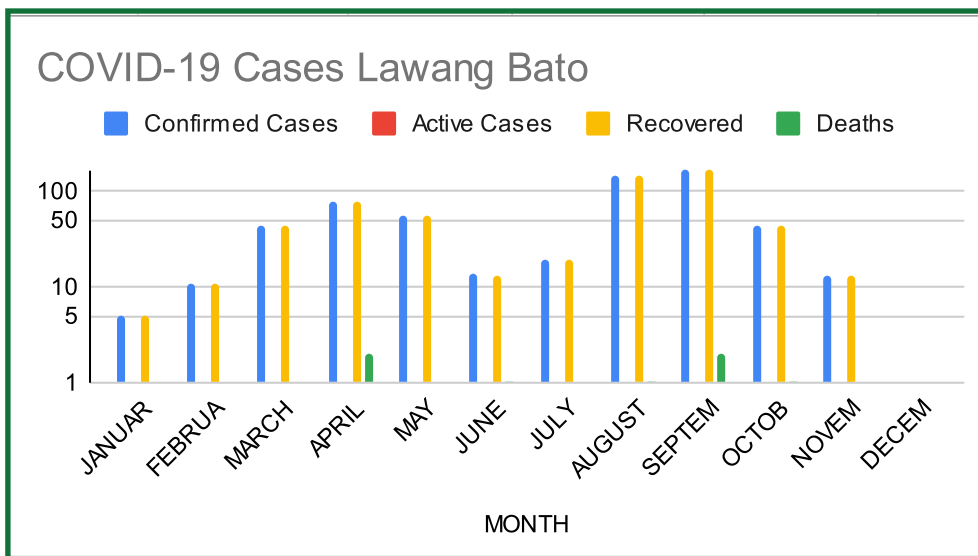
BARANGAY	MONTH	CONFIRMED CASES	ACTIVE CASES	RECOVERED	DEATHS
KARUHATAN	JANUARY	33	0	33	0
	FEBRUARY	46	0	46	0
	MARCH	236	0	227	9
	APRIL	376	0	366	10
	MAY	157	0	155	2
	JUNE	73	0	73	0
	JULY	72	0	72	0
	AUGUST	379	0	374	5
	SEPTEMBER	686	0	677	9
	OCTOBER	202	0	198	4
	NOVEMBER	38	0	2	0
	DECEMBER	11	0	11	0

SOURCE: CITY HEALTH OFFICE; CITY EPIDEMIOLOGY AND SURVEILLANCE UNIT



Ecological Profile 2021

TABLE 77. LAWANG BATO COVID-19 CASES

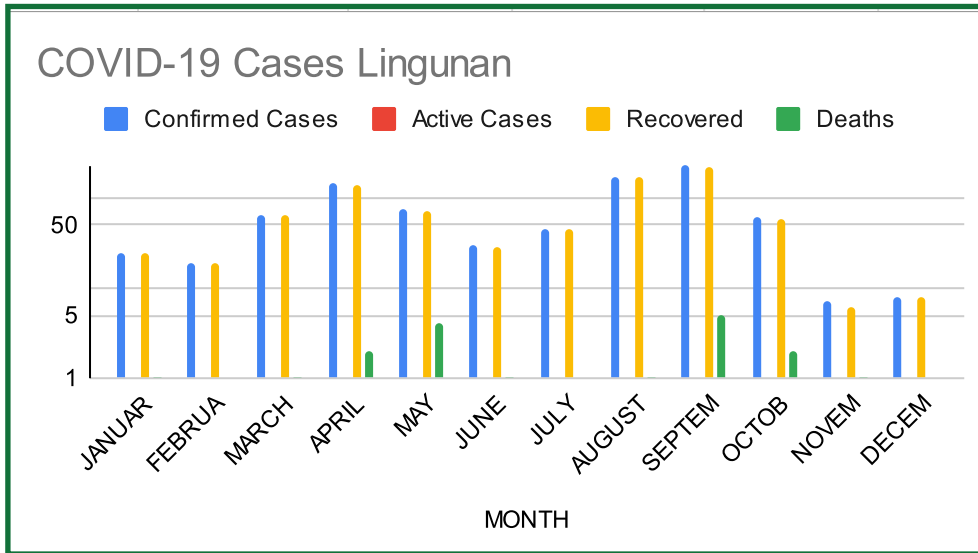


BARANGAY	MONTH	CONFIRMED CASES	ACTIVE CASES	RECOVERED	DEATHS
LAWANG BATO	JANUARY	5	0	5	0
	FEBRUARY	11	0	11	0
	MARCH	44	0	44	0
	APRIL	78	0	76	2
	MAY	56	0	56	0
	JUNE	14	0	13	1
	JULY	19	0	19	0
	AUGUST	146	0	145	1
	SEPTEMBER	167	0	165	2
	OCTOBER	44	0	43	1
	NOVEMBER	13	0	13	0
	DECEMBER	0	0	0	0

SOURCE: CITY HEALTH OFFICE; CITY EPIDEMIOLOGY AND SURVEILLANCE UNIT



TABLE 78. LINGUNAN COVID-19 CASES



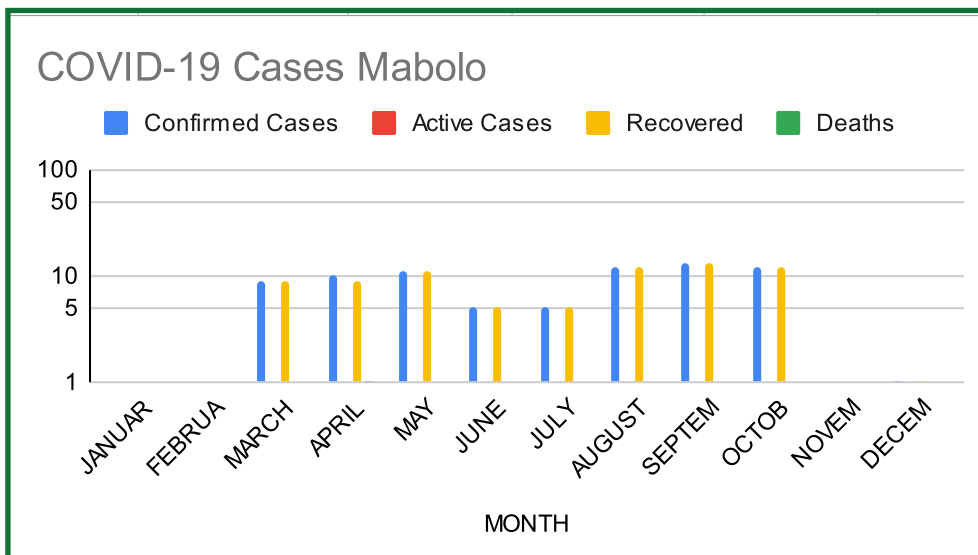
BARANGAY	MONTH	CONFIRMED CASES	ACTIVE CASES	RECOVERED	DEATHS
LINGUNAN	JANUARY	25	0	24	1
	FEBRUARY	19	0	19	0
	MARCH	64	0	63	1
	APRIL	143	0	141	2
	MAY	74	0	70	4
	JUNE	30	0	29	1
	JULY	44	0	44	0
	AUGUST	173	0	172	1
	SEPTEMBER	231	0	226	5
	OCTOBER	60	0	58	2
	NOVEMBER	7	0	6	1
	DECEMBER	8	0	8	0

SOURCE: CITY HEALTH OFFICE; CITY EPIDEMIOLOGY AND SURVEILLANCE UNIT



Ecological Profile 2021

TABLE 79. MABOLO COVID-19 CASES

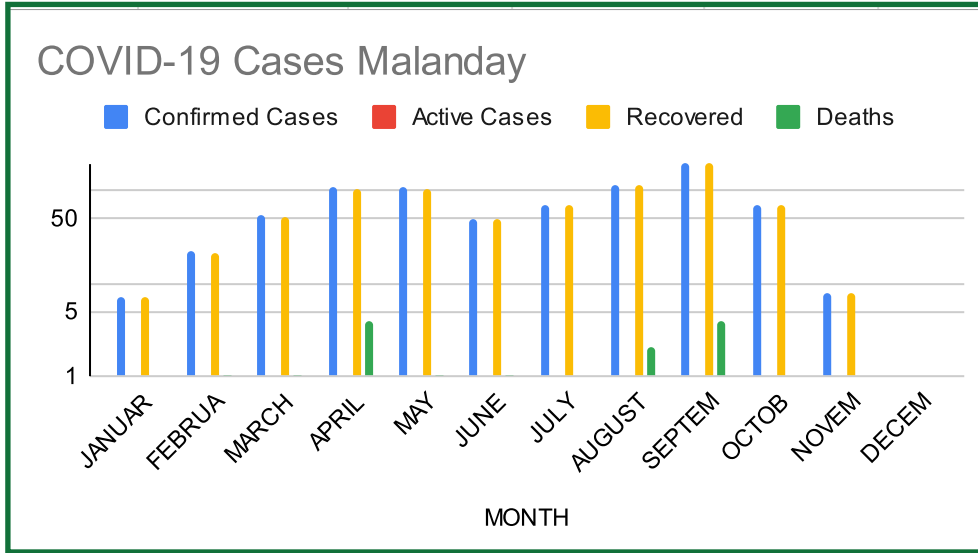


BARANGAY	MONTH	CONFIRMED CASES	ACTIVE CASES	RECOVERED	DEATHS
MABOLO	JANUARY	0	0	0	0
	FEBRUARY	0	0	0	0
	MARCH	9	0	9	0
	APRIL	10	0	9	1
	MAY	11	0	11	0
	JUNE	5	0	5	0
	JULY	5	0	5	0
	AUGUST	12	0	12	0
	SEPTEMBER	13	0	13	0
	OCTOBER	12	0	12	0
	NOVEMBER	0	0	0	0
	DECEMBER	1	0	1	0

SOURCE: CITY HEALTH OFFICE; CITY EPIDEMIOLOGY AND SURVEILLANCE UNIT



TABLE 80. MALANDAY COVID-19 CASES

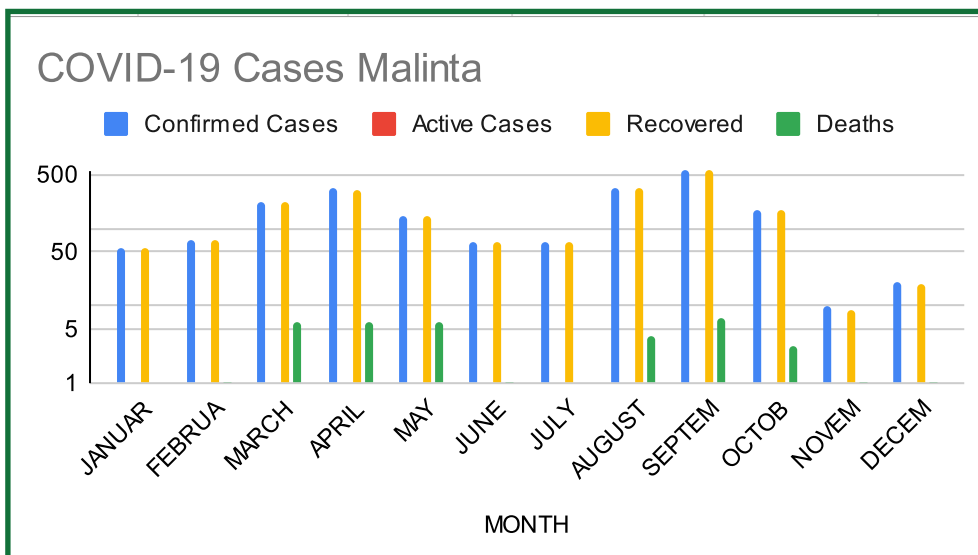


BARANGAY	MONTH	CONFIRMED CASES	ACTIVE CASES	RECOVERED	DEATHS
MALANDAY	JANUARY	7	0	7	0
	FEBRUARY	22	0	21	1
	MARCH	53	0	52	1
	APRIL	109	0	105	4
	MAY	106	0	105	1
	JUNE	49	0	48	1
	JULY	68	0	68	0
	AUGUST	116	0	114	2
	SEPTEMBER	196	0	192	4
	OCTOBER	71	0	71	0
	NOVEMBER	8	0	8	0
	DECEMBER	0	0	0	0

SOURCE: CITY HEALTH OFFICE; CITY EPIDEMIOLOGY AND SURVEILLANCE UNIT



TABLE 81. MALINTA COVID-19 CASES

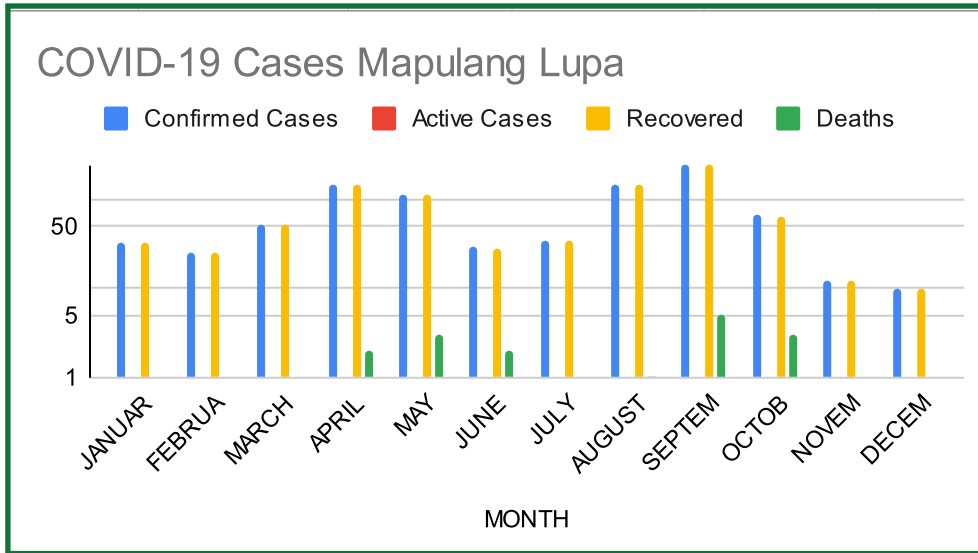


BARANGAY	MONTH	CONFIRMED CASES	ACTIVE CASES	RECOVERED	DEATHS
MALINTA	JANUARY	55	0	55	0
	FEBRUARY	72	0	71	1
	MARCH	224	0	218	6
	APRIL	327	0	321	6
	MAY	148	0	142	6
	JUNE	68	0	67	1
	JULY	65	0	65	0
	AUGUST	335	0	331	4
	SEPTEMBER	568	0	561	7
	OCTOBER	172	0	169	3
	NOVEMBER	10	0	9	1
	DECEMBER	20	0	19	1

SOURCE: CITY HEALTH OFFICE; CITY EPIDEMIOLOGY AND SURVEILLANCE UNIT



TABLE 82. MAPULANG LUPA COVID-19 CASES



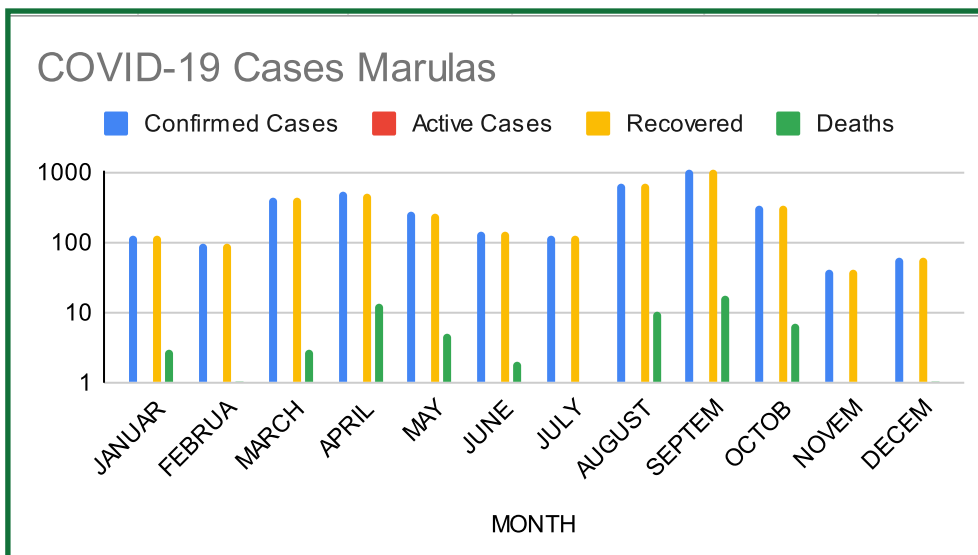
BARANGAY	MONTH	CONFIRMED CASES	ACTIVE CASES	RECOVERED	DEATHS
MAPULANG LUPA	JANUARY	32	0	32	0
	FEBRUARY	26	0	26	0
	MARCH	52	0	52	0
	APRIL	151	0	149	2
	MAY	115	0	112	3
	JUNE	30	0	28	2
	JULY	34	0	34	0
	AUGUST	151	0	150	1
	SEPTEMBER	246	0	241	5
	OCTOBER	69	0	66	3
	NOVEMBER	12	0	12	0
	DECEMBER	10	0	10	0

SOURCE: CITY HEALTH OFFICE; CITY EPIDEMIOLOGY AND SURVEILLANCE UNIT



Ecological Profile 2021

TABLE 83. MARULAS COVID-19 CASES

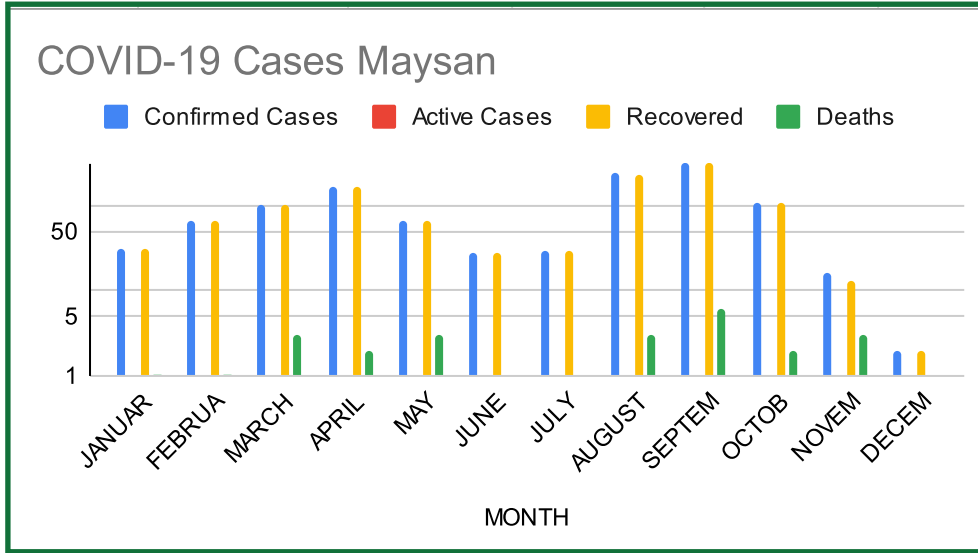


BARANGAY	MONTH	CONFIRMED CASES	ACTIVE CASES	RECOVERED	DEATHS
MARULAS	JANUARY	127	0	124	3
	FEBRUARY	98	0	97	1
	MARCH	447	0	444	3
	APRIL	515	0	502	13
	MAY	268	0	263	5
	JUNE	145	0	143	2
	JULY	127	0	127	0
	AUGUST	693	0	683	10
	SEPTEMBER	1080	0	1063	17
	OCTOBER	340	0	333	7
	NOVEMBER	40	0	40	0
	DECEMBER	61	0	60	1

SOURCE: CITY HEALTH OFFICE; CITY EPIDEMIOLOGY AND SURVEILLANCE UNIT



TABLE 84. MAYSAN COVID-19 CASES



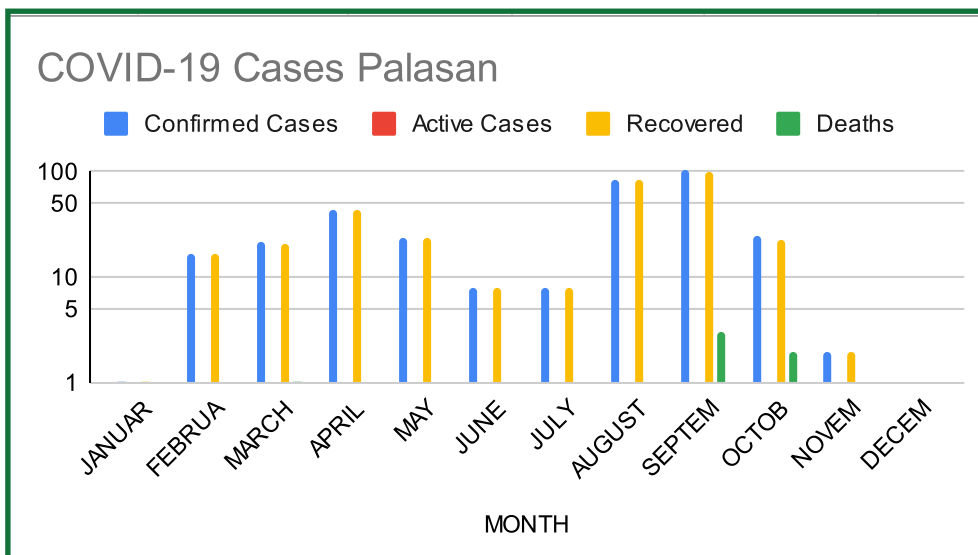
BARANGAY	MONTH	CONFIRMED CASES	ACTIVE CASES	RECOVERED	DEATHS
MAYSAN	JANUARY	32	0	31	1
	FEBRUARY	68	0	67	1
	MARCH	105	0	102	3
	APRIL	166	0	164	2
	MAY	68	0	65	3
	JUNE	28	0	28	0
	JULY	29	0	29	0
	AUGUST	239	0	236	3
	SEPTEMBER	319	0	313	6
	OCTOBER	109	0	107	2
	NOVEMBER	16	0	13	3
	DECEMBER	2	0	2	0

SOURCE: CITY HEALTH OFFICE; CITY EPIDEMIOLOGY AND SURVEILLANCE UNIT



Ecological Profile 2021

TABLE 85. PALASAN COVID-19 CASES

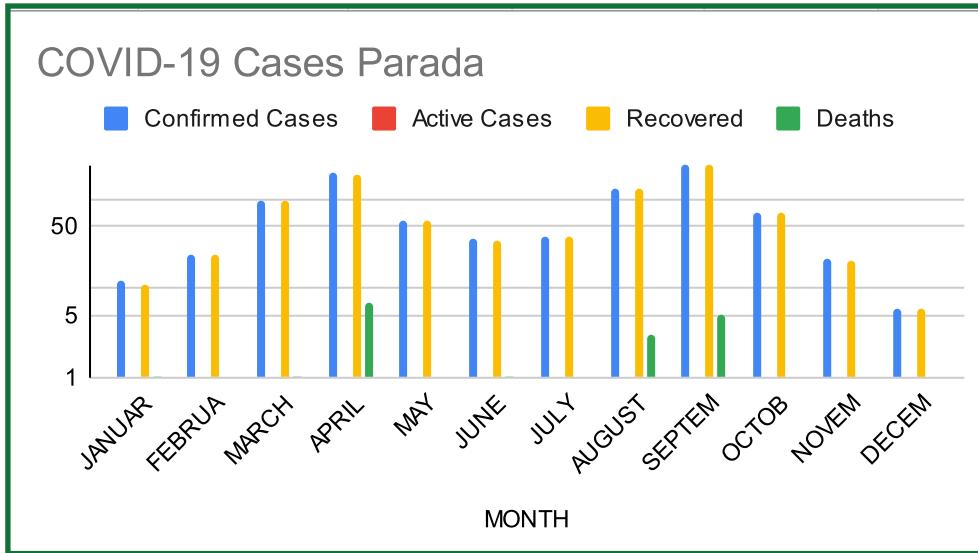


BARANGAY	MONTH	CONFIRMED CASES	ACTIVE CASES	RECOVERED	DEATHS
PALASAN	JANUARY	1	0	1	0
	FEBRUARY	17	0	17	0
	MARCH	22	0	21	1
	APRIL	44	0	44	0
	MAY	24	0	24	0
	JUNE	8	0	8	0
	JULY	8	0	8	0
	AUGUST	85	0	85	0
	SEPTEMBER	104	0	101	3
	OCTOBER	25	0	23	2
	NOVEMBER	2	0	2	0
	DECEMBER	0	0	0	0

SOURCE: CITY HEALTH OFFICE; CITY EPIDEMIOLOGY AND SURVEILLANCE UNIT



TABLE 86. PARADA COVID-19 CASES



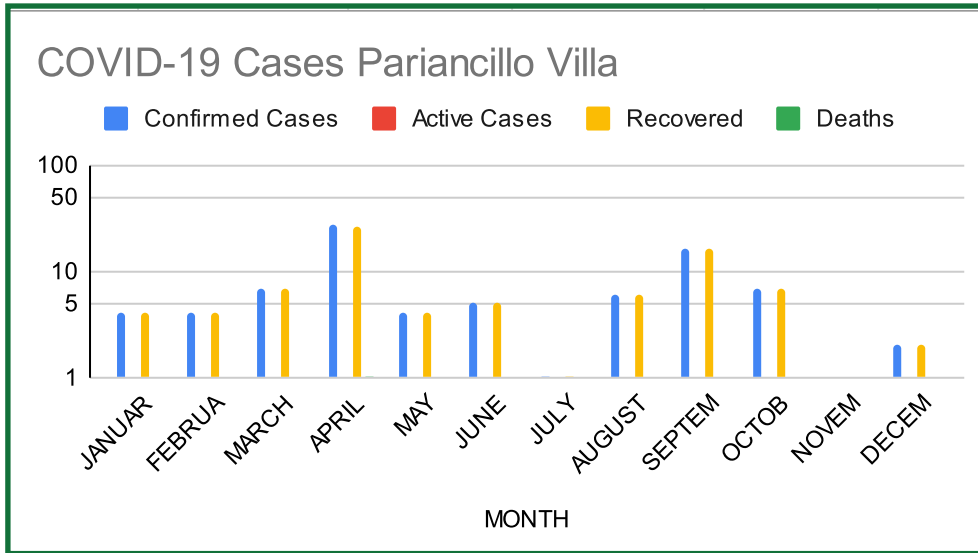
BARANGAY	MONTH	CONFIRMED CASES	ACTIVE CASES	RECOVERED	DEATHS
PARADA	JANUARY	12	0	11	1
	FEBRUARY	24	0	24	0
	MARCH	97	0	96	1
	APRIL	200	0	193	7
	MAY	58	0	58	0
	JUNE	36	0	35	1
	JULY	38	0	38	0
	AUGUST	132	0	129	3
	SEPTEMBER	243	0	238	5
	OCTOBER	72	0	72	0
	NOVEMBER	22	0	21	0
	DECEMBER	6	0	6	0

SOURCE: CITY HEALTH OFFICE; CITY EPIDEMIOLOGY AND SURVEILLANCE UNIT



Ecological Profile 2021

TABLE 87. PARIANCILLO VILLA COVID-19 CASES

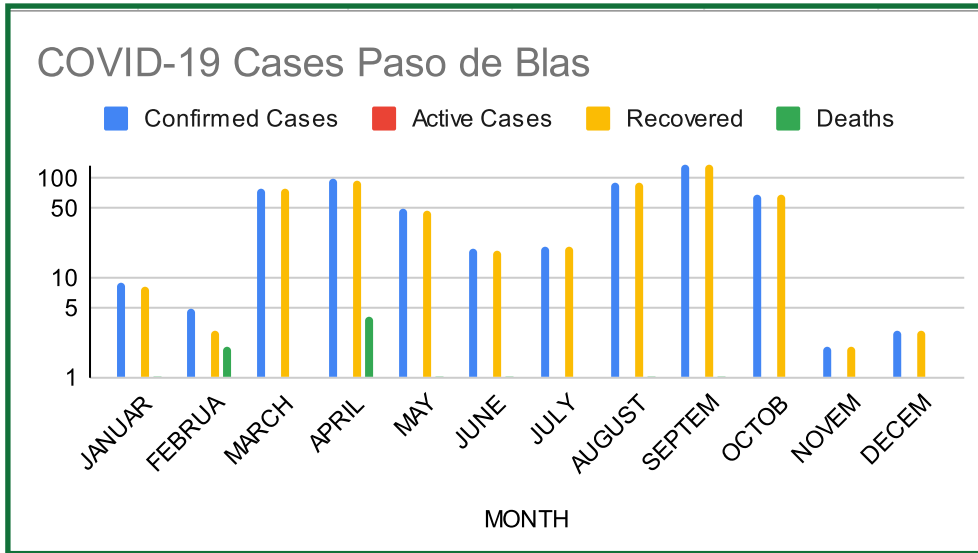


BARANGAY	MONTH	CONFIRMED CASES	ACTIVE CASES	RECOVERED	DEATHS
PARIANCILLO VILLA	JANUARY	4	0	4	0
	FEBRUARY	4	0	4	0
	MARCH	7	0	7	0
	APRIL	27	0	26	1
	MAY	4	0	4	0
	JUNE	5	0	5	0
	JULY	1	0	1	0
	AUGUST	6	0	6	0
	SEPTEMBER	16	0	16	0
	OCTOBER	7	0	7	0
	NOVEMBER	0	0	0	0
	DECEMBER	2	0	2	0

SOURCE: CITY HEALTH OFFICE; CITY EPIDEMIOLOGY AND SURVEILLANCE UNIT



TABLE 88. PASO DE BLAS COVID-19 CASES

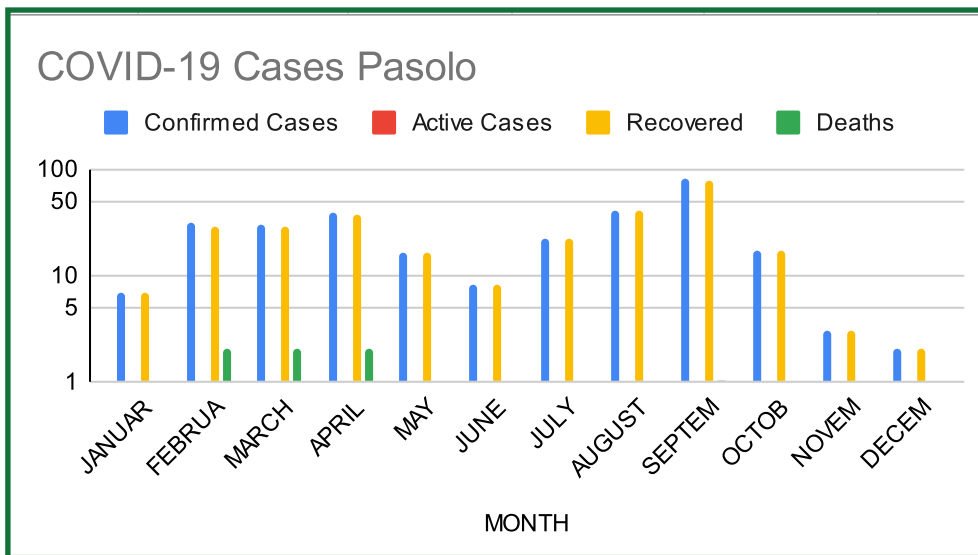


BARANGAY	MONTH	CONFIRMED CASES	ACTIVE CASES	RECOVERED	DEATHS
PASO DE BLAS	JANUARY	9	0	8	1
	FEBRUARY	5	0	3	2
	MARCH	80	0	80	0
	APRIL	101	0	97	4
	MAY	49	0	48	1
	JUNE	20	0	19	1
	JULY	21	0	21	0
	AUGUST	92	0	91	1
	SEPTEMBER	137	0	136	1
	OCTOBER	70	0	70	0
	NOVEMBER	2	0	2	0
	DECEMBER	3	0	3	0

SOURCE: CITY HEALTH OFFICE; CITY EPIDEMIOLOGY AND SURVEILLANCE UNIT



TABLE 89. PASOLO COVID-19 CASES

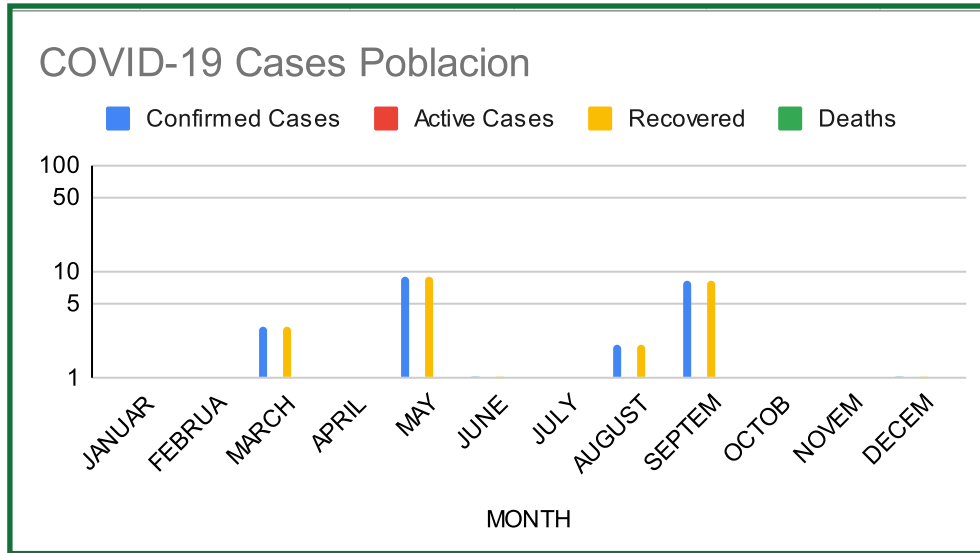


BARANGAY	MONTH	CONFIRMED CASES	ACTIVE CASES	RECOVERED	DEATHS
PASOLO	JANUARY	7	0	7	0
	FEBRUARY	31	0	29	2
	MARCH	30	0	28	2
	APRIL	39	0	37	2
	MAY	16	0	16	0
	JUNE	8	0	8	0
	JULY	22	0	22	0
	AUGUST	41	0	41	0
	SEPTEMBER	80	0	79	1
	OCTOBER	17	0	17	0
	NOVEMBER	3	0	3	0
	DECEMBER	2	0	2	0

SOURCE: CITY HEALTH OFFICE; CITY EPIDEMIOLOGY AND SURVEILLANCE UNIT



TABLE 90. POBLACION COVID-19 CASES

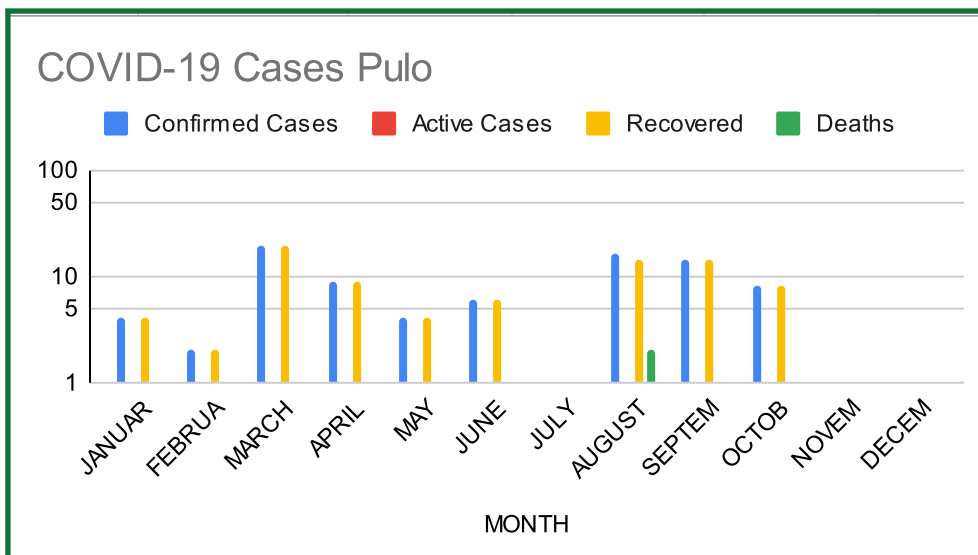


BARANGAY	MONTH	CONFIRMED CASES	ACTIVE CASES	RECOVERED	DEATHS
POBLACION	JANUARY	0	0	0	0
	FEBRUARY	0	0	0	0
	MARCH	3	0	3	0
	APRIL	0	0	0	0
	MAY	9	0	9	0
	JUNE	1	0	1	0
	JULY	0	0	0	0
	AUGUST	2	0	2	0
	SEPTEMBER	8	0	8	0
	OCTOBER	0	0	0	0
	NOVEMBER	0	0	0	0
	DECEMBER	1	0	1	0

SOURCE: CITY HEALTH OFFICE; CITY EPIDEMIOLOGY AND SURVEILLANCE UNIT



TABLE 91. PULO COVID-19 CASES

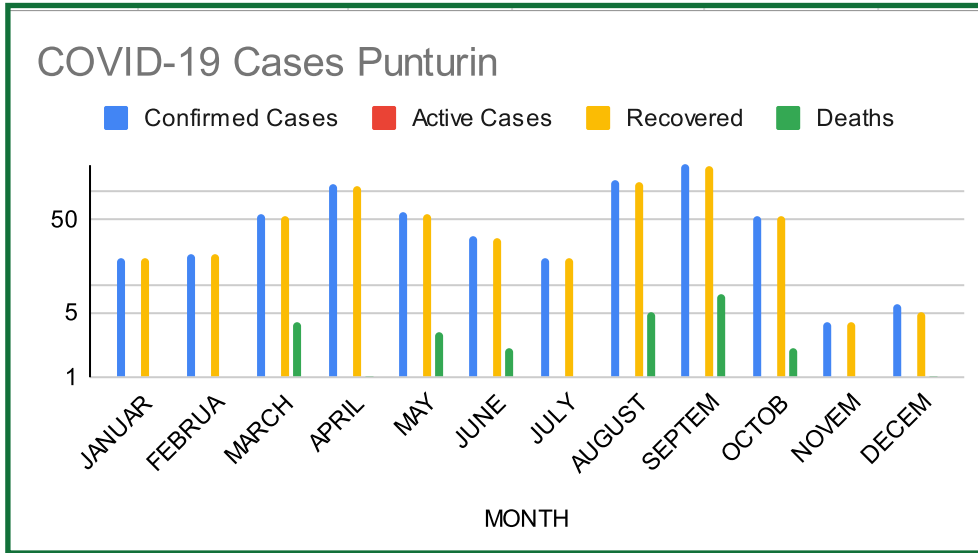


BARANGAY	MONTH	CONFIRMED CASES	ACTIVE CASES	RECOVERED	DEATHS
PULO	JANUARY	4	0	4	0
	FEBRUARY	2	0	2	0
	MARCH	19	0	19	0
	APRIL	9	0	9	0
	MAY	4	0	4	0
	JUNE	6	0	6	0
	JULY	0	0	0	0
	AUGUST	16	0	14	2
	SEPTEMBER	14	0	14	0
	OCTOBER	8	0	8	0
	NOVEMBER	0	0	0	0
	DECEMBER	0	0	0	0

SOURCE: CITY HEALTH OFFICE; CITY EPIDEMIOLOGY AND SURVEILLANCE UNIT



TABLE 92. PUNTURIN COVID-19 CASES

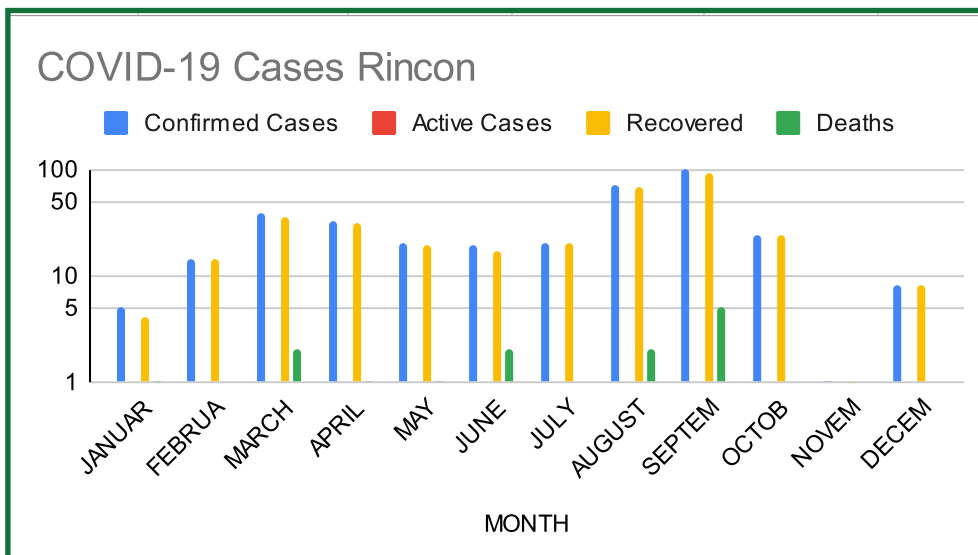


BARANGAY	MONTH	CONFIRMED CASES	ACTIVE CASES	RECOVERED	DEATHS
PUNTURIN	JANUARY	19	0	19	0
	FEBRUARY	21	0	21	0
	MARCH	58	0	54	4
	APRIL	117	0	116	1
	MAY	59	0	56	3
	JUNE	33	0	31	2
	JULY	19	0	19	0
	AUGUST	130	0	125	5
	SEPTEMBER	196	0	188	8
	OCTOBER	55	0	53	2
	NOVEMBER	4	0	4	0
	DECEMBER	6	0	5	1

SOURCE: CITY HEALTH OFFICE; CITY EPIDEMIOLOGY AND SURVEILLANCE UNIT



TABLE 93. RINCON COVID-19 CASES

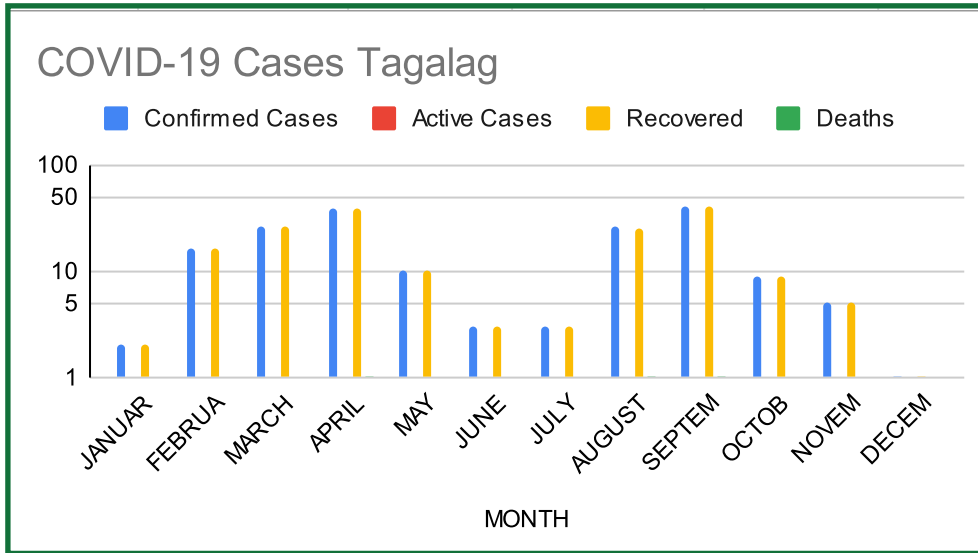


BARANGAY	MONTH	CONFIRMED CASES	ACTIVE CASES	RECOVERED	DEATHS
RINCON	JANUARY	5	0	4	1
	FEBRUARY	14	0	14	0
	MARCH	38	0	36	2
	APRIL	32	0	31	1
	MAY	20	0	19	1
	JUNE	19	0	17	2
	JULY	20	0	20	0
	AUGUST	71	0	69	2
	SEPTEMBER	99	0	94	5
	OCTOBER	24	0	24	0
	NOVEMBER	1	0	1	0
	DECEMBER	8	0	8	0

SOURCE: CITY HEALTH OFFICE; CITY EPIDEMIOLOGY AND SURVEILLANCE UNIT



TABLE 94. TAGALAG COVID-19 CASES



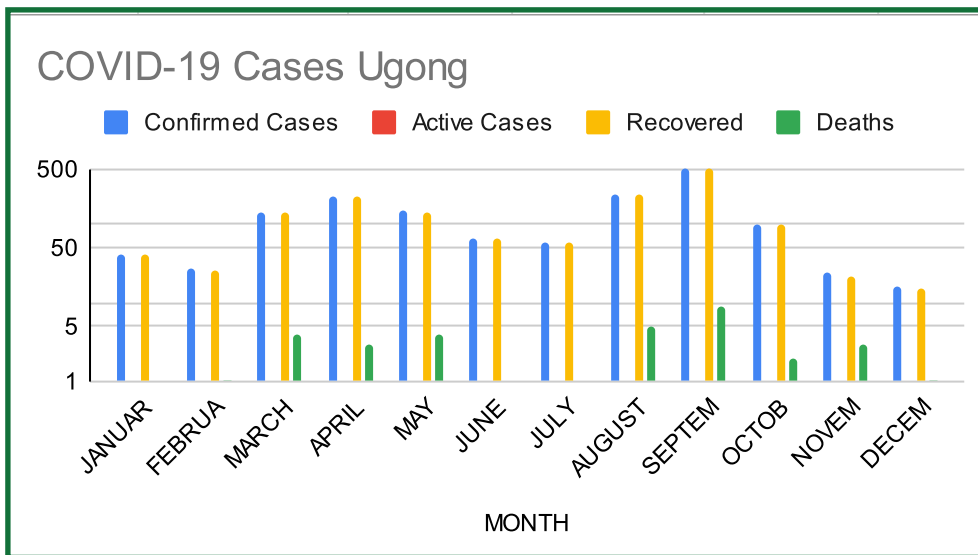
BARANGAY	MONTH	CONFIRMED CASES	ACTIVE CASES	RECOVERED	DEATHS
TAGALAG	JANUARY	2	0	2	0
	FEBRUARY	16	0	16	0
	MARCH	26	0	26	0
	APRIL	39	0	38	1
	MAY	10	0	10	0
	JUNE	3	0	3	0
	JULY	3	0	3	0
	AUGUST	26	0	25	1
	SEPTEMBER	41	0	40	1
	OCTOBER	9	0	9	0
	NOVEMBER	5	0	5	0
	DECEMBER	1	0	1	0

SOURCE: CITY HEALTH OFFICE; CITY EPIDEMIOLOGY AND SURVEILLANCE UNIT



Ecological Profile 2021

TABLE 95. UGONG COVID-19 CASES

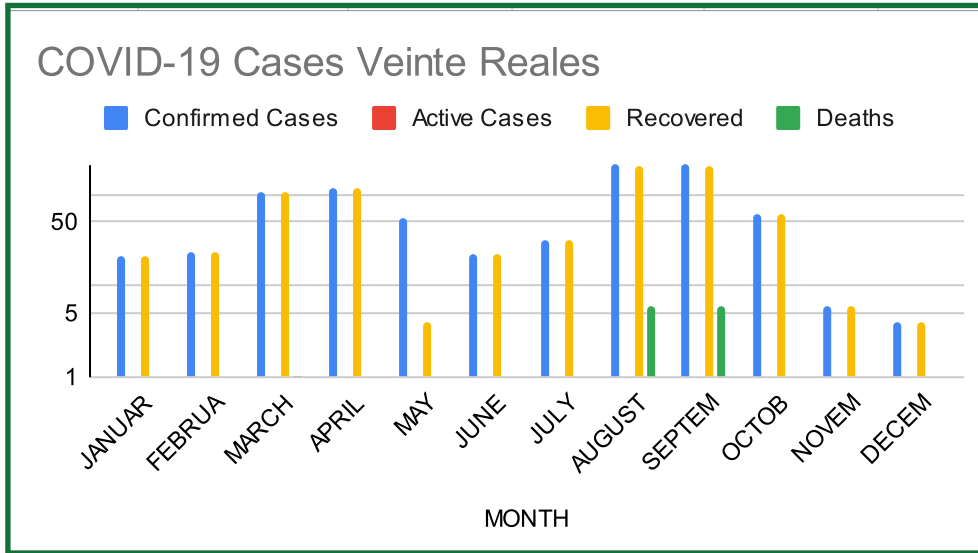


BARANGAY	MONTH	CONFIRMED CASES	ACTIVE CASES	RECOVERED	DEATHS
UGONG	JANUARY	42	0	42	0
	FEBRUARY	27	0	26	1
	MARCH	143	0	139	4
	APRIL	225	0	222	3
	MAY	147	0	143	4
	JUNE	66	0	66	0
	JULY	57	0	57	0
	AUGUST	240	0	235	5
	SEPTEMBER	509	0	500	9
	OCTOBER	99	0	97	2
	NOVEMBER	24	0	21	3
	DECEMBER	16	0	15	1

SOURCE: CITY HEALTH OFFICE; CITY EPIDEMIOLOGY AND SURVEILLANCE UNIT



TABLE 96. VEINTE REALES COVID-19 CASES



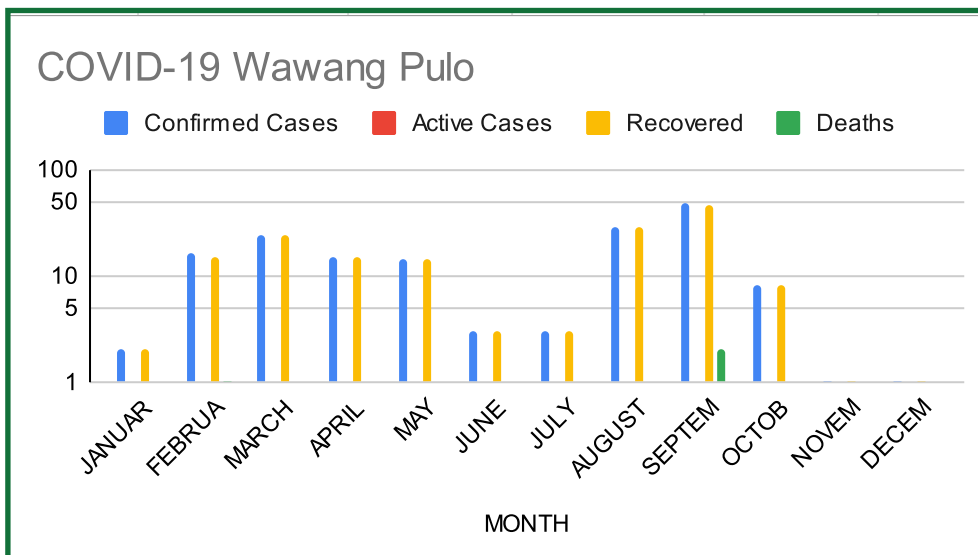
BARANGAY	MONTH	CONFIRMED CASES	ACTIVE CASES	RECOVERED	DEATHS
VEINTE REALES	JANUARY	21	0	21	0
	FEBRUARY	23	0	23	0
	MARCH	104	0	103	1
	APRIL	115	0	115	0
	MAY	54	0	4	0
	JUNE	22	0	22	0
	JULY	32	0	32	0
	AUGUST	213	0	207	6
	SEPTEMBER	210	0	204	6
	OCTOBER	61	0	61	0
	NOVEMBER	6	0	6	0
	DECEMBER	4	0	4	0

SOURCE: CITY HEALTH OFFICE; CITY EPIDEMIOLOGY AND SURVEILLANCE UNIT



Ecological Profile 2021

TABLE 97. WAWANG PULO COVID-19 CASES



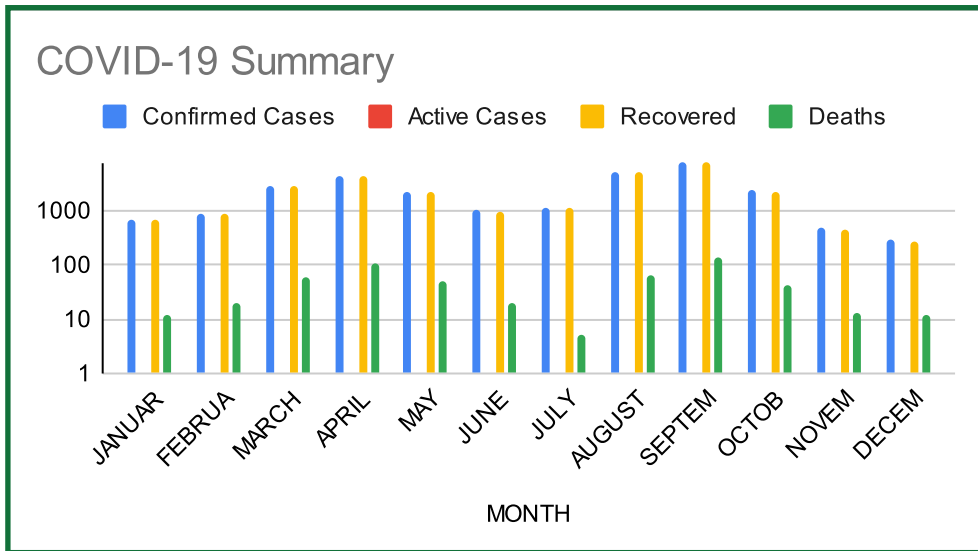
BARANGAY	MONTH	CONFIRMED CASES	ACTIVE CASES	RECOVERED	DEATHS
WAWANG PULO	JANUARY	2	0	2	0
	FEBRUARY	16	0	15	1
	MARCH	24	0	24	0
	APRIL	15	0	15	0
	MAY	14	0	14	0
	JUNE	3	0	3	0
	JULY	3	0	3	0
	AUGUST	28	0	28	0
	SEPTEMBER	49	0	47	2
	OCTOBER	8	0	8	0
	NOVEMBER	1	0	1	0
	DECEMBER	1	0	1	0

SOURCE: CITY HEALTH OFFICE; CITY EPIDEMIOLOGY AND SURVEILLANCE UNIT



Ecological Profile 2021

TABLE 98. SUMMARY OF COVID-19 CASES



MONTH	CONFIRMED CASES	ACTIVE CASES	RECOVERED	DEATHS
JANUARY	702	0	690	12
FEBRUARY	898	0	878	20
MARCH	2825	0	2765	60
APRIL	4456	0	4346	110
MAY	2245	0	2144	51
JUNE	1004	0	984	20
JULY	1166	0	1161	5
AUGUST	5136	0	5070	66
SEPTEMBER	7722	0	7580	142
OCTOBER	2323	0	2279	43
NOVEMBER	478	0	428	13
DECEMBER	282	0	270	12
TOTAL	29237	0	28595	554

SOURCE: CITY HEALTH OFFICE; CITY EPIDEMIOLOGY AND SURVEILLANCE UNIT



City Government of Valenzuela

Ecological Profile 2021

2. EDUCATION



City Government of Valenzuela

Ecological Profile 2021

2.1. PUBLIC/PRIVATE PRIMARY SCHOOLS STATISTICS



Ecological Profile 2021

TABLE 99. PUBLIC ELEMENTARY SCHOOLS ENROLLMENT STATISTICS - NORTH AND CENTRAL DISTRICT

DISTRICT	SCHOOL NAME	KINDERGARTEN			GRADE 1			GRADE 2			GRADE 3			GRADE 4		
		MALE	FEMALE	TOTAL	MALE	FEMALE	TOTAL	MALE	FEMALE	TOTAL	MALE	FEMALE	TOTAL	MALE	FEMALE	TOTAL
NORTH	ANDRES FERNANDO ES	146	139	285	178	156	334	155	145	300	156	150	306	132	126	258
NORTH	ARCADIO F. DEATO ES	100	90	190	101	98	199	84	94	178	89	82	171	72	90	162
NORTH	COLOONG ES	38	33	71	76	77	153	78	51	129	60	75	135	67	59	126
NORTH	ISLA ES	34	31	65	35	39	74	52	47	99	32	42	74	41	36	77
NORTH	LUIS FRANCISCO ES	130	121	251	162	152	314	186	178	364	165	142	307	136	127	263
NORTH	P.R. SAN DIEGO ES	77	77	154	108	90	198	111	102	213	111	95	206	84	81	165
NORTH	PALTOK ES	66	55	121	80	66	146	93	105	198	64	60	124	79	55	134
NORTH	PASOLO ES	104	94	198	104	103	207	114	108	222	115	92	207	107	100	207
NORTH	PIO VALENZUELA ES	111	105	216	151	146	297	195	172	367	170	180	350	170	187	357
NORTH	RINCON ES	75	54	129	66	61	127	60	46	106	58	45	103	54	56	110
NORTH	TAGALAG ELEMENTARY SCHOOL	30	28	58	29	30	59	21	27	48	23	15	38	18	19	37
NORTH	WAWANG PULO ES	63	63	126	57	47	104	80	78	158	82	71	153	61	73	134
CENTRAL	(PUNTURIN I)AC FAUSTINO ES	37	43	80	42	49	91	45	42	87	44	40	84	38	41	79
CENTRAL	CANUMAY EAST ES	90	111	201	82	85	167	102	101	203	100	101	201	94	115	209
CENTRAL	CANUMAY WEST ES	163	130	293	179	144	323	160	132	292	182	142	324	170	155	325
CENTRAL	DALANDANAN ES	63	67	130	94	63	157	100	85	185	74	54	128	70	57	127
CENTRAL	LAWANG BATO ES	218	235	453	214	161	375	212	186	398	240	195	435	161	127	288
CENTRAL	LINGUNAN ES	184	172	356	202	180	382	189	142	331	171	173	344	194	159	353
CENTRAL	MALINTA ES	360	317	677	423	349	772	389	384	773	359	351	710	398	360	758
CENTRAL	MALINTA ES - PINALAGAD ANNEX	54	41	95	48	41	89	63	68	131	52	41	93	50	50	100
CENTRAL	PUNTURIN ES	149	142	291	161	164	325	167	153	320	140	127	267	153	130	283
CENTRAL	ROBERTA DE JESUS ES & DISIPLINA VILLAGE ES	422	392	814	507	501	1,008	599	495	1,094	535	492	1,027	461	469	930
SUB-TOTAL		2714	2540	5254	3099	2802	5901	3255	2941	6196	3022	2765	5787	2810	2672	5482

DISTRICT	SCHOOL NAME	GRADE 5			TOTAL	GRADE 6			TOTAL		GRAND TOTAL	SPED (SELF-CONTAINED CLASS)		TOTAL	GENDER PARITY INDEX
		MALE	FEMALE	TOTAL		MALE	FEMALE	TOTAL	MALE	FEMALE					
NORTH	ANDRES FERNANDO ES	174	144	318	146	156	302	1,087	1,016	2,103	0	0	0	0.93	
NORTH	ARCADIO F. DEATO ES	84	88	172	85	90	175	615	632	1,247	0	0	0	1.03	
NORTH	COLOONG ES	69	59	128	74	79	153	462	433	895	0	0	0	0.94	
NORTH	ISLA ES	45	35	80	53	46	99	292	276	568	0	0	0	0.95	
NORTH	LUIS FRANCISCO ES	155	141	296	167	155	322	1,101	1,016	2,117	6	4	10	0.92	
NORTH	P.R. SAN DIEGO ES	82	73	155	101	83	184	674	601	1,275	12	3	15	0.89	
NORTH	PALTOK ES	83	63	146	98	74	172	563	478	1,041	0	0	0	0.85	
NORTH	PASOLO ES	105	93	198	114	106	220	763	696	1,459	23	10	33	0.91	
NORTH	PIO VALENZUELA ES	171	159	330	176	192	368	1,144	1,141	2,285	9	7	16	1.00	
NORTH	RINCON ES	56	45	101	59	44	103	428	351	779	0	0	0	0.82	
NORTH	TAGALAG ELEMENTARY SCHOOL	30	19	49	27	28	55	178	166	344	0	0	0	0.93	
NORTH	WAWANG PULO ES	72	78	150	67	81	148	482	491	973	9	4	13	1.02	
CENTRAL	(PUNTURIN I)AC FAUSTINO ES	42	61	103	59	60	119	307	336	643	0	0	0	1.09	
CENTRAL	CANUMAY EAST ES	104	92	196	105	99	204	677	704	1,381	0	0	0	1.04	
CENTRAL	CANUMAY WEST ES	193	174	367	160	200	360	1,207	1,077	2,284	0	0	0	0.89	
CENTRAL	DALANDANAN ES	94	79	173	78	81	159	573	486	1,059	12	2	14	0.85	
CENTRAL	LAWANG BATO ES	209	194	403	216	217	433	1,470	1,315	2,785	0	0	0	0.89	
CENTRAL	LINGUNAN ES	213	171	384	204	203	407	1,357	1,200	2,557	12	5	17	0.88	
CENTRAL	MALINTA ES	365	385	750	358	387	745	2,652	2,533	5,185	45	14	59	0.96	
CENTRAL	MALINTA ES - PINALAGAD ANNEX	32	36	68	0	0	0	299	277	576	0	0	0	0.93	
CENTRAL	PUNTURIN ES	125	120	245	138	110	248	1,033	946	1,979	0	0	0	0.92	
CENTRAL	ROBERTA DE JESUS ES & DISIPLINA VILLAGE ES	521	511	1,032	478	508	986	3,523	3,368	6,891	36	23	59	0.96	
SUB-TOTAL		3024	2820	5844	2963	2999	5962	20,887	19,539	40,426	164	72	236	0.94	

SOURCE: DEPARTMENT OF EDUCATION, VALENZUELA CITY



TABLE 100. PUBLIC ELEMENTARY SCHOOLS ENROLLMENT STATISTICS - EAST AND SOUTH DISTRICT

DISTRICT	SCHOOL NAME	KINDERGARTEN			GRADE 1			GRADE 2			GRADE 3			GRADE 4		
		MALE	FEMALE	TOTAL	MALE	FEMALE	TOTAL	MALE	FEMALE	TOTAL	MALE	FEMALE	TOTAL	MALE	FEMALE	TOTAL
EAST	ANDRES MARIANO ES (BAGBAGUIN)	144	126	270	150	149	299	140	159	299	145	147	292	129	149	278
EAST	ANTONIO M. SERAPIO ES															
EAST	APOLONIA F. RAFAEL ES	247	264	511	299	274	573	297	277	574	290	239	529	243	233	476
EAST	GEN. T. DE LEON ES	261	263	524	344	282	626	347	314	661	318	287	605	285	296	581
EAST	MAYSAN ES	151	129	280	149	151	300	185	168	353	161	149	310	166	158	324
EAST	PARADA ES	170	163	333	164	137	301	155	153	308	139	135	274	137	143	280
EAST	PASO DE BLAS ES	0	0	0	0	0	0	0	0	0	0	0	0	32	32	64
EAST	SANTIAGO A. DE GUZMAN ES	135	153	288	154	145	299	147	145	292	141	161	302	129	137	266
EAST	SILVESTRE LAZARO ES	319	258	577	330	293	623	333	302	635	286	265	551	335	263	598
EAST	SITIO STO. ROSARIO ES AND SANTOS ENCARNACION ES	74	57	131	80	59	139	73	66	139	81	62	143	65	73	138
SOUTH	BITIK ES	49	38	87	66	54	120	83	82	165	81	68	149	95	81	176
SOUTH	CARUHATAN EAST ES	155	139	294	134	124	258	180	152	332	150	130	280	142	125	267
SOUTH	CARUHATAN WEST ES	86	71	157	66	69	135	80	82	162	76	50	126	73	73	146
SOUTH	CONSTANTINO ES	33	34	67	37	50	87	67	85	152	70	56	126	60	36	96
SOUTH	DOÑA ATA ES	67	64	131	53	49	102	74	69	143	49	65	114	58	52	110
SOUTH	MARULAS CENTRAL ES	120	113	233	159	145	304	195	147	342	141	116	257	165	126	291
SOUTH	SAN MIGUEL HEIGHTS ES	59	62	121	55	67	122	80	83	163	74	82	156	78	75	153
SOUTH	SERRANO ES	43	59	102	61	58	119	71	81	152	60	53	113	73	73	146
SUB-TOTAL		2113	1993	4106	2301	2106	4407	2507	2365	4872	2262	2065	4327	2265	2125	4390
TOTAL		4827	4533	9360	5400	4908	10308	5762	5306	11068	5284	4830	10114	5075	4797	9872

DISTRICT	SCHOOL NAME	GRADE 5			TOTAL	GRADE 6			TOTAL		GRAND TOTAL	SPED (SELF-CONTAINED CLASS)	TOTAL	GENDER PARITY INDEX
		MALE	FEMALE	MALE		FEMALE	MALE	FEMALE						
EAST	ANDRES MARIANO ES (BAGBAGUIN)	170	165	335	168	186	354	1,046	1,081	2,127	17	7	24	1.03
EAST	ANTONIO M. SERAPIO ES													
EAST	APOLONIA F. RAFAEL ES	271	263	534	234	247	481	1881	1797	3678	0	0	0	0.96
EAST	GEN. T. DE LEON ES	317	314	631	365	313	678	2237	2069	4306	65	26	91	0.92
EAST	MAYSAN ES	176	191	367	222	169	391	1,210	1,115	2,325	11	8	19	0.92
EAST	PARADA ES	168	138	306	165	142	307	1098	1011	2,109	0	0	0	0.92
EAST	PASO DE BLAS ES	69	85	154	47	65	112	148	182	330	0	0	0	1.23
EAST	SANTIAGO A. DE GUZMAN ES	130	125	255	130	148	278	966	1014	1,980	0	0	0	1.05
EAST	SILVESTRE LAZARO ES	356	333	689	360	306	666	2,319	2,020	4,339	11	8	19	0.87
EAST	SITIO STO. ROSARIO ES AND SANTOS ENCARNACION ES	77	54	131	76	71	147	526	442	968	0	0	0	0.84
SOUTH	BITIK ES	82	85	167	81	64	145	537	472	1009	0	0	0	0.88
SOUTH	CARUHATAN EAST ES	157	171	328	160	166	326	1078	1007	2085	0	0	0	0.93
SOUTH	CARUHATAN WEST ES	79	76	155	76	86	162	536	507	1043	0	0	0	0.95
SOUTH	CONSTANTINO ES	37	38	75	25	20	45	329	319	648	0	0	0	0.97
SOUTH	DOÑA ATA ES	56	60	116	62	55	117	419	414	833	0	0	0	0.99
SOUTH	MARULAS CENTRAL ES	126	125	251	183	134	317	1089	906	1,995	11	5	16	0.83
SOUTH	SAN MIGUEL HEIGHTS ES	94	80	174	88	81	169	528	530	1,058	0	0	0	1.00
SOUTH	SERRANO ES	66	74	140	76	78	154	450	476	926	0	0	0	1.06
SUB-TOTAL		2431	2377	4808	2518	2331	4849	16,397	15,362	31,759	115	54	169	0.96
TOTAL		5455	5197	10652	5481	5330	10811	37,284	34901	72,185	279	126	405	0.95

SOURCE: DEPARTMENT OF EDUCATION, VALENZUELA CITY



Ecological Profile 2021

TABLE 101. PRIVATE ELEMENTARY SCHOOLS ENROLLMENT STATISTICS - DISTRICT ONE

SCHOOL NAME	KINDERGARTEN		TOTAL	GRADE 1		TOTAL	GRADE 2		TOTAL	GRADE 3		TOTAL	GRADE 4		TOTAL
	MALE	FEMALE		MALE	FEMALE		MALE	FEMALE		MALE	FEMALE		MALE	FEMALE	
ACADEMIA DE SAN GABRIEL OF VALENZUELA, INC.	11	8	19	3	2	5	9	5	14	6	1	7	3	4	7
BETHEL KIDDIE LEARNING CENTER OF VALENZUELA	7	1	8	3	0	3	4	1	5	2	0	2	8	3	11
BIBLE INSTITUTE FOR THE DEAF	0	0	0	0	0	0	0	0	0	0	1	1	1	1	2
BLESSED HOPE CHRISTIAN ACADEMY OF VALENZUELA, INC.	0	0	0	0	0	0	0	0	0	0	0	0	0	0	0
BOBBY AND KATES ACADEMY	0	2	2	0	3	3	3	0	3	2	6	8	0	0	0
CHARIS CHRISTIAN SCHOOL OF VAL. INC	8	5	13	6	7	13	5	8	13	8	6	14	9	4	13
CHILDREN OF MARY IMMACULATE COLLEGE	4	2	6	2	2	4	4	9	13	7	6	13	7	10	17
CLAREMONT SCHOOL OF VALENZUELA CITY INC.	9	9	18	7	10	17	4	11	15	3	7	10	10	5	15
DIVINE MERCY ACADEMY OF VALENZUELA	3	6	9	4	2	6	5	0	5	3	3	6	2	1	3
EMMAUS CHRISTIAN SCHOOLS, INC.	5	5	10	8	6	14	9	9	18	17	12	29	14	6	20
GRACE PEARL SCHOOL OF VALENZUELA	3	0	3	0	4	4	3	1	4	2	4	6	3	7	10
HIGH HORIZONS LEARNING CENTER, INC.	16	11	27	10	6	16	13	8	21	9	12	21	6	8	14
JEREMIAH CHRISTIAN ACADEMY OF MALINTA, INC.	6	5	11	10	3	13	10	6	16	9	4	13	8	3	11
JOHN VINCENT ACADEMY	1	3	4	3	2	5	3	3	6	2	1	3	1	2	3
LA CONSOLACION COLLEGE VALENZUELA	11	6	17	5	5	10	5	1	6	4	4	8	8	15	23
MARY IMMACULATE SCHOOL OF VALENZUELA, INC.	0	0	0	2	0	2	2	2	4	1	0	1	5	3	8
MARY-NELLE CHILD STUDY CENTER	1	4	5	0	0	0	0	0	0	0	0	0	0	0	0
MESSIAH SCHOOL FOUNDATION, INCORPORATED	0	0	0	2	2	4	3	2	5	5	2	7	0	2	2
MIRIAM'S ACADEMY OF VALENZUELA INC.	1	0	1	2	4	6	2	1	3	4	3	7	3	3	6
NUUESTRA SEÑORA DE GUIA ACADEMY	10	8	18	22	16	38	37	34	71	34	35	69	33	31	64
RAINBOW LADDER CHILD DEVELOPMENT CENTER INC.	5	7	12	0	0	0	0	0	0	0	0	0	0	0	0
SAINT MICHAEL ACADEMY OF VALENZUELA(MALINTA BRANCH)	0	0	0	1	0	1	1	3	4	2	2	4	0	3	3
SAN DIEGO PAROCHIAL SCHOOL	13	9	22	11	16	27	23	25	48	34	30	64	29	36	65
ST. JOSEPH SCHOOL OF LAWANG BATO, INC.	9	15	24	12	12	24	16	15	31	23	17	40	18	25	43
ST. MICHAEL SCHOOL OF CANUMAY, INC.	10	3	13	8	12	20	8	17	25	11	11	22	11	14	25
TOUCHED BY MESSIAH CHRISTIAN SCHOOL	7	5	12	7	2	9	4	6	10	5	4	9	5	3	8
SUB-TOTAL	140	114	254	128	116	244	173	167	340	193	171	364	184	189	373

SCHOOL NAME	GRADE 5		TOTAL	GRADE 6		TOTAL	TOTAL		GRAND TOTAL	SPED (SELF-CONTAINED CLASS)		TOTAL	GENDER PARITY INDEX
	MALE	FEMALE		MALE	FEMALE		MALE	FEMALE		MALE	FEMALE		
ACADEMIA DE SAN GABRIEL OF VALENZUELA, INC.	2	9	11	7	8	15	41	37	78	0	0	0	0.90
BETHEL KIDDIE LEARNING CENTER OF VALENZUELA	2	2	4	2	3	5	28	10	38	0	0	0	0.36
BIBLE INSTITUTE FOR THE DEAF	0	0	0	0	0	0	1	2	3	0	0	0	2.00
BLESSED HOPE CHRISTIAN ACADEMY OF VALENZUELA, INC.	0	0	0	0	0	0	0	0	0	0	0	0	0.00
BOBBY AND KATES ACADEMY	5	3	8	5	4	9	15	18	33	0	0	0	1.20
CHARIS CHRISTIAN SCHOOL OF VAL. INC	8	5	13	12	14	26	56	49	105	0	0	0	0.88
CHILDREN OF MARY IMMACULATE COLLEGE	8	9	17	16	6	22	48	44	92	0	0	0	0.92
CLAREMONT SCHOOL OF VALENZUELA CITY INC.	8	5	13	5	3	8	46	50	96	0	0	0	
DIVINE MERCY ACADEMY OF VALENZUELA	3	2	5	5	2	7	25	16	41	0	0	0	0.64
EMMAUS CHRISTIAN SCHOOLS, INC.	9	11	20	15	10	25	77	59	136	0	0	0	0.77
GRACE PEARL SCHOOL OF VALENZUELA	5	5	10	9	2	11	25	23	48	0	0	0	0.92
HIGH HORIZONS LEARNING CENTER, INC.	13	13	26	5	6	11	72	64	136	0	0	0	0.89
JEREMIAH CHRISTIAN ACADEMY OF MALINTA, INC.	4	6	10	10	16	26	57	43	100	0	0	0	0.75
JOHN VINCENT ACADEMY	1	1	2	0	3	3	11	15	26	0	0	0	1.36
LA CONSOLACION COLLEGE VALENZUELA	6	11	17	9	9	18	48	51	99	0	0	0	1.06
MARY IMMACULATE SCHOOL OF VALENZUELA, INC.	2	0	2	2	3	5	14	8	22	0	0	0	0.57
MARY-NELLE CHILD STUDY CENTER	0	0	0	0	0	0	1	4	5	0	0	0	4.00
MESSIAH SCHOOL FOUNDATION, INCORPORATED	2	3	5	2	4	6	14	15	29	0	0	0	1.07
MIRIAM'S ACADEMY OF VALENZUELA INC.	2	3	5	1	5	6	15	19	34	0	0	0	1.27
NUUESTRA SEÑORA DE GUIA ACADEMY	35	30	65	53	40	93	224	194	418	0	0	0	0.87
RAINBOW LADDER CHILD DEVELOPMENT CENTER INC.	0	0	0	0	0	0	5	7	12	3	1	4	
SAINT MICHAEL ACADEMY OF VALENZUELA(MALINTA BRANCH)	0	6	6	8	3	11	12	17	29	0	0	0	1.42
SAN DIEGO PAROCHIAL SCHOOL	30	38	68	40	30	70	180	184	364	0	0	0	1.02
ST. JOSEPH SCHOOL OF LAWANG BATO, INC.	24	22	46	28	33	61	130	139	269	0	0	0	1.07
ST. MICHAEL SCHOOL OF CANUMAY, INC.	12	7	19	17	13	30	77	77	154	0	0	0	1
TOUCHED BY MESSIAH CHRISTIAN SCHOOL	2	1	3	2	1	3	32	22	54	0	0	0	0.69
SUB-TOTAL	183	192	375	253	218	471	1254	1167	2421	3	1	4	25.63

SOURCE: DEPARTMENT OF EDUCATION, VALENZUELA CITY



TABLE 102. PRIVATE ELEMENTARY SCHOOLS ENROLLMENT STATISTICS - DISTRICT TWO

SCHOOL NAME	KINDERGARTEN		GRADE 1		GRADE 2		GRADE 3		GRADE 4		GRADE 5		GRADE 6		TOTAL		SPED (SELF-CONTAINED)	TOTAL	GENDER PARITY									
	MALE	FEMALE	MALE	FEMALE	MALE	FEMALE	MALE	FEMALE	MALE	FEMALE	MALE	FEMALE	MALE	FEMALE	MALE	FEMALE				MALE	FEMALE							
A.M.S. - OUR LADY OF HOLY ROSARY LEARNING CENTER INC.	1	5	3	3	2	5	4	3	7	4	2	6	1	0	1	1	16	13	29	0	0	0.81						
BRIGHT HOPE SCHOOL INC.	3	4	6	6	12	11	3	14	8	12	8	17	8	5	13	19	57	45	102	0	0	0.79						
CEC CHRISTIAN ACADEMY OF VALENZUELA INC.	8	11	0	0	0	0	0	0	0	0	0	0	0	0	0	0	8	11	19	0	0	1.38						
CHRIST'S AGAPE SCHOOL OF VALENZUELA	0	0	2	4	2	4	2	4	5	4	9	1	2	3	4	1	5	14	16	30	0	0	1.14					
COLEGIO DE STR. CECILIA	1	0	1	6	7	12	19	3	3	6	4	7	7	11	18	10	33	49	82	0	0	1.48						
CORINTHIAN SCHOOL INC.	0	0	11	10	21	12	19	31	15	7	22	14	26	13	32	36	18	54	99	87	186	0	0	0.88				
DISNEYLAND LEARNING SCHOOL INC.	6	3	9	0	0	0	0	0	0	0	0	0	0	0	0	0	0	0	0	0	0	0	0.5					
DIVINE WORD COLLEGE OF VALENZUELA	1	2	2	4	2	4	2	4	2	3	5	2	1	3	3	0	3	8	7	15	20	17	0.85					
FEBIAS COLLEGE OF BIBLE	3	2	5	0	0	0	0	0	0	0	0	0	0	0	0	0	0	3	2	5	0	0	0.67					
JESUS OUR LIFE CHRISTIAN ACADEMY INC.	2	4	6	4	2	6	2	8	10	6	3	9	3	3	6	5	8	13	26	33	59	0	0	1.27				
JULIEVER ACADEMY	3	3	6	6	12	9	7	16	14	9	23	11	10	11	18	29	63	65	128	0	0	1.03						
LA CHRISBELLA LEARNING CENTER INC.	2	5	7	0	0	0	0	0	0	0	0	0	0	0	0	0	0	2	5	7	0	0	2.5					
MARAMATHA CHRISTIAN ACADEMY OF KARUHAYAN	4	6	10	4	3	7	1	1	2	1	2	3	2	2	4	2	1	3	15	16	31	0	0	1.07				
MARULAS CHRISTIAN SCHOOL LEARNING CENTER	3	0	3	2	4	3	6	9	4	6	10	5	2	7	3	0	0	0	0	0	0	0	0	0.86				
MARY AND CHILD VALENZUELA LEARNING CENTER	7	10	17	0	0	0	0	0	0	0	0	0	0	0	0	0	0	7	10	17	0	0	1.43					
MONTENAS SCHOOL OF VALENZUELA	5	4	9	1	3	4	3	4	10	6	16	4	5	9	5	3	8	7	11	18	35	41	76	0	0	1.17		
MONTESSORI ACADEMY OF VALENZUELA	12	13	25	23	46	20	27	47	27	20	47	25	23	48	26	32	58	15	19	34	148	157	305	0	0	1.06		
MOTHER SHEPHERD ACADEMY	4	3	7	6	3	9	8	3	11	9	6	15	12	14	26	15	8	23	63	43	106	0	0	0.68				
MOTHER SHEPHERD ACADEMY OF VALENZUELA - COMPLEX	5	4	9	4	3	7	4	3	7	2	5	7	0	0	0	0	0	0	15	15	30	0	0	1				
NEW PRIDDON ACADEMY OF VALENZUELA	0	0	7	5	12	15	14	29	12	18	30	18	15	33	0	0	0	0	52	52	104	0	0	1				
OUR LADY OF FATIMA UNIVERSITY	0	0	4	2	6	6	11	17	6	12	18	10	10	20	9	9	18	13	20	33	48	64	112	0	0	1.33		
OUR LADY OF LOURDES COLLEGE	9	7	16	10	14	24	7	10	17	15	13	28	15	19	34	9	8	17	18	36	83	89	172	0	0	1.07		
PHIL LING LIANG CHRISTIAN ACADEMY	1	1	2	2	0	2	5	1	6	1	2	3	5	0	4	2	6	1	4	5	19	10	29	0	0	0.53		
ROSEWOOD MONTESSORI INTERNATIONAL SCHOOL OF VALENZUELA	5	5	10	2	3	5	5	7	12	4	1	5	2	3	5	0	1	1	3	4	19	23	42	0	0	1.21		
SANT MARY'S ANGELS COLLEGE OF VALENZUELA	12	11	23	12	24	24	20	44	31	25	56	27	23	50	24	16	40	20	19	39	150	126	276	0	0	0.84		
SKM CHRISTIAN ACADEMY INC.	6	7	13	11	5	16	11	6	17	14	12	26	11	8	19	9	18	12	16	28	74	63	137	0	0	0.85		
ST BLAISE ACADEMY OF VALENZUELA INC.	3	1	4	9	2	11	8	2	10	6	1	7	1	2	3	9	5	14	4	8	40	17	57	0	0	0.43		
ST BERNADETTE COLLEGE OF VALENZUELA	3	3	6	18	15	33	14	13	27	24	16	40	19	16	35	13	8	21	25	33	58	116	104	220	0	0	0.9	
ST CATHERINE COLLEGE OF VALENZUELA INC.	5	8	13	6	3	9	14	9	23	6	13	19	7	11	18	15	14	29	14	17	31	67	75	142	0	0	1.12	
ST GREGORY COLLEGE OF VALENZUELA	0	1	1	3	5	8	2	4	6	5	7	12	10	3	13	4	1	5	11	5	16	35	26	61	0	0	0.74	
ST JOHN PAUL 2 ACADEMY OF VALENZUELA INC.	3	1	4	1	0	1	3	3	6	2	4	1	5	6	4	8	1	5	6	15	20	35	0	0	1.33			
ST JOSEPH ACADEMY OF VALENZUELA	4	5	9	7	8	15	8	6	14	10	18	28	10	10	20	9	11	20	27	18	45	75	76	151	0	0	1.01	
ST LOUIS COLLEGE VALENZUELA - MAN	21	10	31	37	24	61	35	33	68	22	36	58	52	41	93	37	42	79	37	49	86	241	235	476	0	0	0.98	
ST LOUIS COLLEGE VALENZUELA - LUGON	1	6	7	4	12	16	7	9	16	5	4	9	6	6	12	7	9	16	8	12	20	38	58	96	0	0	1.53	
ST TERESE OF THE CHILD JESUS KIDZ ACADEMY	0	0	0	6	14	12	14	26	12	23	35	13	8	21	12	12	24	16	17	33	73	80	153	0	0	1.1		
THE LORD'S HAND LEARNING CENTER INC.	10	9	19	0	0	0	0	0	0	0	0	0	0	0	0	0	0	0	0	0	0	0	0	0	0	0	0.9	
WESLEYAN KINDERGARTEN	2	5	7	0	0	0	0	0	0	0	0	0	0	0	0	0	0	0	0	0	0	0	0	0	0	0	2.5	
WORDS OF WISDOM CHRISTIAN ACADEMY	4	6	10	7	5	12	8	12	20	10	12	22	6	5	11	11	9	20	9	9	18	55	58	113	0	0	1.05	
ZMS MONTESSORI SCHOOL INC.	5	2	7	5	1	6	4	5	9	0	0	0	0	0	0	0	0	0	0	0	0	0	0	8	22	0	0	0.57
SUB-TOTAL	164	187	331	228	493	421	275	283	558	295	303	598	304	268	572	272	262	534	340	369	709	1878	1645	3723	0	0	41.56	
TOTAL	304	281	585	356	309	665	448	450	898	488	474	962	488	457	945	455	454	909	593	687	1180	3132	3012	6144	3	1	4	

SOURCE: DEPARTMENT OF EDUCATION, VALENZUELA CITY



Ecological Profile 2021

TABLE 103. PUBLIC ELEMENTARY SCHOOLS DROP-OUT STATISTICS - NORTH AND CENTRAL DISTRICT

DISTRICT	SCHOOL ID	SCHOOL NAME	KINDER		GRADE 1		GRADE 2		GRADE 3		GRADE 4		GRADE 5		GRADE 6		NON-GRADED		GRAND TOTAL		
			MALE	FEMALE	MALE	FEMALE	MALE	FEMALE	MALE	FEMALE	MALE	FEMALE	MALE	FEMALE	MALE	FEMALE	MALE	FEMALE	MALE	FEMALE	TOTAL
NORTH	136800	ARCADIO F. DEATO ELEMENTARY SCHOOL	1	2	4	0	0	0	0	0	0	0	0	0	0	0	0	0	5	2	7
NORTH	136801	ANDRES FERNANDO ELEMENTARY SCHOOL	3	0	6	4	0	0	2	1	2	2	1	0	0	1	0	0	17	8	25
NORTH	136802	COLOONG ES	0	0	0	0	0	0	0	0	0	0	0	0	0	0	0	0	0	0	0
NORTH	136803	ISLA ES	0	0	0	0	0	0	0	0	0	0	0	0	0	0	0	0	0	0	0
NORTH	136804	P. R. SANDIEGO ES	0	0	0	0	0	0	0	0	0	0	0	0	0	0	0	0	0	0	0
NORTH	136805	PALTOK ES	2	1	0	0	0	0	0	0	0	0	0	0	0	0	0	0	2	1	3
NORTH	136806	PASOLO ELEMENTARY SCHOOL	0	0	0	0	2	0	0	0	0	0	0	0	0	0	0	0	2	0	2
NORTH	136807	PIO VALENZUELA ES	1	0	1	1	0	0	0	0	0	0	0	0	0	0	0	0	2	1	3
NORTH	136808	RINCON ES	0	1	0	0	0	0	0	0	0	0	0	0	0	0	0	0	0	1	1
NORTH	136809	TAGALAG ES	0	0	0	0	0	0	0	0	0	0	0	0	0	0	0	0	0	0	0
NORTH	136810	LUIS FRANCISCO ES	0	0	1	0	0	0	0	0	1	0	0	0	0	0	0	0	2	0	2
NORTH	136811	WAWANGPULO ES	0	2	1	1	2	0	1	0	0	0	0	0	0	0	0	0	4	3	7
CENTRAL	136793	CANUMAY WEST ES	0	0	0	0	0	0	0	0	0	0	0	0	0	0	0	0	0	0	0
CENTRAL	136794	DALANDANAN ELEMENTARY SCHOOL	0	0	0	0	0	0	0	0	0	0	0	0	0	0	0	0	0	0	0
CENTRAL	136795	LINGUNAN ES	0	0	0	0	0	0	0	0	0	1	0	0	0	1	0	0	1	1	2
CENTRAL	136797	MALINTA ELEMENTARY SCHOOL	0	0	0	0	1	0	0	0	1	0	0	0	0	0	0	0	2	0	2
CENTRAL	136812	ROBERTA DE JESUS ES	8	1	4	2	3	1	2	4	3	0	3	0	1	0	0	0	24	8	32
CENTRAL	136813	CANUMAY EAST ELEMENTARY SCHOOL	0	0	3	1	0	2	0	0	0	0	0	0	0	0	0	0	3	3	6
CENTRAL	136815	LAWANG BATO ELEMENTARY SCHOOL	1	0	0	0	0	0	2	2	0	0	0	0	0	0	0	0	3	2	5
CENTRAL	136818	PUNTURIN ES	1	0	0	0	0	0	0	0	0	0	0	0	0	0	0	0	1	0	1
CENTRAL	227001	MALINTA ES - PINALAGAD ANNEX	0	0	0	0	0	0	0	0	0	0	0	0	0	0	0	0	0	0	0
CENTRAL	227003	PUNTURIN I ES	1	0	0	0	1	0	0	0	0	0	0	0	0	0	0	0	2	0	2
		SUB-TOTAL	18	7	20	9	9	3	7	7	7	3	4	0	5	1	0	70	30	100	

SOURCE: DEPARTMENT OF EDUCATION, VALENZUELA CITY



TABLE 104. PUBLIC ELEMENTARY SCHOOLS DROP-OUT STATISTICS - EAST AND SOUTH DISTRICT

DISTRICT	SCHOOL ID	SCHOOL NAME	KINDER		GRADE 1		GRADE 2		GRADE 3		GRADE 4		GRADE 5		GRADE 6		NON-GRADED		GRAND TOTAL		
			MALE	FEMALE	MALE	FEMALE	MALE	FEMALE	MALE	FEMALE	MALE	FEMALE	MALE	FEMALE	MALE	FEMALE	MALE	FEMALE	MALE	FEMALE	TOTAL
EAST	127421	ANTONIO M. SERAPIO ELEMENTARY SCHOOL	0	0	3	2	14	8	0	0	2	1	0	0	0	0	0	0	19	11	30
EAST	136792	ANDRES MARIANO ES (BAGBAGUIN ES)	2	3	0	0	0	0	0	0	1	0	0	0	1	0	0	0	3	4	7
EAST	136796	SITIO STD. ROSARIO ES (MALABO ES)	0	0	0	0	1	1	1	1	0	0	0	0	0	0	0	0	2	2	4
EAST	136798	MAYSAN ELEMENTARY SCHOOL	0	0	1	0	0	0	0	0	0	0	0	0	0	0	0	0	1	0	1
EAST	136799	PARADA ES	0	2	2	3	11	2	2	5	1	0	1	0	1	0	0	0	21	9	30
EAST	136814	GEN. T. DE LEON ES	2	1	10	1	7	6	1	0	3	0	2	3	1	2	0	0	26	13	39
EAST	136816	APOLONIA F. RAFAEL ELEMENTARY SCHOOL	4	7	7	10	13	7	8	1	4	3	1	0	0	0	0	0	37	28	65
EAST	136817	PASO DE BIAS ELEMENTARY SCHOOL	2	0	0	0	0	0	1	0	2	1	1	0	1	0	0	0	7	1	8
EAST	136819	SILVESTRE LAZARO ELEMENTARY SCHOOL	0	0	0	0	1	1	0	0	2	1	0	0	2	0	0	0	3	4	7
EAST	227002	SANTIAGO A. DE GUZMAN ES	0	0	0	0	0	0	0	0	0	0	0	0	0	0	0	0	0	0	0
SOUTH	136820	BITIK ES	1	1	0	1	4	2	2	0	0	0	1	0	0	0	0	0	8	4	12
SOUTH	136821	CARUHATAN EAST ES	0	0	0	0	0	0	1	1	0	0	2	0	1	0	0	0	4	1	5
SOUTH	136822	CARUHATAN WEST ES	0	1	1	0	0	3	0	0	0	0	0	0	1	1	0	0	2	5	7
SOUTH	136823	CONSTANTINO ES	0	0	0	0	0	0	0	0	0	0	0	0	0	0	0	0	0	0	0
SOUTH	136824	DOÑA ATA ES	0	0	0	0	0	0	0	0	0	0	0	0	0	0	0	0	0	0	0
SOUTH	136825	MARULAS CENTRAL SCHOOL	0	0	9	3	1	0	1	0	0	0	1	1	7	1	0	1	19	6	25
SOUTH	136826	SAN MIGUEL HEIGHTS ES	1	0	2	1	0	0	1	1	1	0	3	0	0	0	0	0	8	2	10
SOUTH	136827	SERRANO ES	0	0	0	0	0	0	0	0	0	0	0	0	0	0	0	0	0	0	0
SUB-TOTAL			12	15	35	21	52	30	21	6	16	6	12	4	12	7	0	1	160	90	250
TOTAL			30	22	55	30	61	53	28	13	23	9	16	4	17	8	0	1	230	120	350

SOURCE: DEPARTMENT OF EDUCATION, VALENZUELA CITY



Ecological Profile 2021

TABLE 105. PRIVATE ELEMENTARY SCHOOLS DROP-OUT STATISTICS - DISTRICT ONE

SCHOOL ID	SCHOOL NAME	KINDER		GRADE 1		GRADE 2		GRADE 3		GRADE 4		GRADE 5		GRADE 6		NON-GRADED		GRAND TOTAL		
		MALE	FEMALE	MALE	FEMALE	MALE	FEMALE	MALE	FEMALE	MALE	FEMALE	MALE	FEMALE	MALE	FEMALE	MALE	FEMALE	MALE	FEMALE	TOTAL
481058	ACADEMIA DE SAN GABRIEL OF VALENZUELA, INC.	0	0	0	0	0	0	0	0	0	0	0	0	0	0	0	0	0	0	0
407940	BETHEL KIDDIE LEARNING CENTER OF VALENZUELA, INC.	0	0	0	0	0	0	0	0	0	0	0	0	0	0	0	0	0	0	0
487037	BIBLE INSTITUTE FOR THE DEAF - SPED VALENZUELA, INC.	0	0	0	0	0	0	0	0	0	0	0	0	0	0	0	0	0	0	0
407907	BLESSED HOPE CHRISTIAN ACADEMY OF VALENZUELA, INC.	0	0	0	0	0	0	0	0	0	0	0	0	0	0	0	0	0	0	0
407178	BOBBY & KATES ACADEMY	0	0	0	0	0	0	0	0	0	0	0	0	0	0	0	0	0	0	0
407179	CHARIS CHRISTIAN SCHOOL OF VAL., INC.	0	2	0	0	0	0	0	0	0	0	0	0	0	0	0	0	0	2	2
407153	CHILDREN OF MARY IMMACULATE COLLEGE	0	0	0	0	0	0	0	0	0	0	0	0	0	0	0	0	0	0	0
410053	CLAREMONT SCHOOL OF VALENZUELA CITY INC.	0	0	0	0	0	0	0	0	0	0	0	0	0	0	0	0	0	0	0
487042	DIVINE MERCY ACADEMY OF VALENZUELA MM., INC.	0	0	0	0	0	0	0	0	0	0	0	0	0	0	0	0	0	0	0
407166	EMMAJUS CHRISTIAN SCHOOLS, INC.	0	0	0	0	0	0	0	0	0	0	0	0	0	0	0	0	0	0	0
407937	GIYA CHRISTIAN ACADEMY INC.	0	0	0	0	0	0	0	0	0	0	0	0	0	0	0	0	0	0	0
487080	GRACE PEARL SCHOOL OF VALENZUELA	0	0	0	0	0	0	0	0	0	0	0	0	0	0	0	0	0	0	0
487040	HIGH HORIZONS LEARNING CENTER, INC.	0	0	0	0	0	0	0	0	0	0	0	0	0	0	0	0	0	0	0
487012	JEREMIAH CHRISTIAN ACADEMY OF MALINTA, INC.	0	2	0	0	1	0	0	0	0	0	0	0	0	0	0	0	0	1	2
407194	JOHN VINCENT ACADEMY	0	0	0	0	0	0	0	0	0	0	0	0	0	0	0	0	0	0	0
407161	LA CONSOLACION COLLEGE VALENZUELA INC.	0	0	0	0	0	0	0	0	0	0	0	0	0	0	0	0	0	0	0
407169	LITTLE BETHLEHEM LEARNING CENTER, INC.	CLOSED																		
407159	MARY IMMACULATE SCHOOL OF VALENZUELA	0	0	0	0	0	0	0	0	0	0	0	0	0	0	0	0	0	0	0
487045	MARY-NELLE CHLD STUDY CENTER, INC.	0	0	0	0	0	0	0	0	0	0	0	0	0	0	0	0	0	0	0
487014	MESSIAH SCHOOL FOUNDATION, INC.	0	0	0	0	0	0	0	0	0	0	0	0	0	0	0	0	0	0	0
407173	MIRIAM'S ACADEMY OF VALENZUELA, INC.	0	0	0	0	0	0	0	0	0	0	0	0	0	0	0	0	0	0	0
487020	NUJSTRA SENORA DE GUJA ACADEMY	0	0	0	0	0	0	0	0	0	0	0	0	0	0	0	0	0	0	0
487047	OUR LADY OF MT. CARMEL SCHOOL OF VALENZUELA, INC.	CLOSED																		
487019	OUR LORDS VINEYARD SCHOOL INC.	CLOSED																		
410054	RAINBOW LADDER CHILD DEVELOPMENT CENTER INC.	0	0	0	0	0	0	0	0	0	0	0	0	0	0	0	0	0	0	0
407172	SAN DIEGO PAROCHIAL SCHOOL	0	0	0	0	0	0	0	0	0	0	0	0	0	0	0	0	0	0	0
487028	ST. BENEDICT ACADEMY OF VALENZUELA, INC.	0	0	0	0	0	0	0	0	0	0	0	0	0	0	0	0	0	0	0
407188	ST. JOSEPH SCHOOL OF LAWANG BATO, INC.	0	0	0	0	0	0	0	0	0	0	0	0	0	0	0	0	0	0	0
487024	ST. MICHAEL ACADEMY OF VALENZUELA, INC. (MALINTA BRANCH)	0	0	0	0	0	0	0	0	0	0	0	0	0	0	0	0	0	0	0
487015	ST. MICHAEL SCHOOL OF CANUMAY, INC.	0	0	0	0	0	0	0	0	0	0	0	0	0	0	0	0	0	0	0
487033	ST. STEPHEN ECUMENICAL LEARNING SCHOOL, INC.	CLOSED																		
487044	TOUCHED BY MESSIAH CHRISTIAN SCHOOL, INC.	0	0	0	0	0	0	0	0	0	0	0	0	0	0	0	0	0	0	0
		0	4	0	0	1	0	0	0	0	0	0	0	0	0	0	0	0	0	5

SOURCE: DEPARTMENT OF EDUCATION, VALENZUELA CITY



Ecological Profile 2021

TABLE 106. PRIVATE ELEMENTARY SCHOOLS DROP-OUT STATISTICS - DISTRICT TWO

SCHOOL ID	SCHOOL NAME	KINDER		GRADE 1		GRADE 2		GRADE 3		GRADE 4		GRADE 5		GRADE 6		NON-GRADED		GRAND TOTAL		
		MALE	FEMALE	MALE	FEMALE	MALE	FEMALE	MALE	FEMALE	MALE	FEMALE	MALE	FEMALE	MALE	FEMALE	MALE	FEMALE	MALE	FEMALE	TOTAL
487049	A.M.S. - OUR LADY OF HOLY ROSARY LEARNING CENTER, INC.	0	0	0	0	0	0	0	0	0	0	0	0	0	0	0	0	0	0	0
407152	BRIGHT HOPE SCHOOL	0	0	0	0	0	0	0	0	0	0	0	0	0	0	0	0	0	0	0
487056	CEC CHRISTIAN ACADEMY OF VALENZUELA, INC.	0	0	0	0	0	0	0	0	0	0	0	0	0	0	0	0	0	0	0
407154	CHRIST'S AGAPE SCHOOL OF VALENZUELA	0	0	0	0	0	0	0	0	0	0	0	0	0	0	0	0	0	0	0
407181	COLEGIO DE STA. CECILIA	0	0	0	0	0	0	0	0	0	0	0	0	0	0	0	0	0	0	0
487013	CORINTHIAN SCHOOL, INC.	0	0	0	0	0	0	0	0	0	0	0	0	0	0	0	0	0	0	0
407938	DISNEYLAND LEARNING SCHOOL	0	0	0	0	0	0	0	0	0	0	0	0	0	0	0	0	0	0	0
407156	DIVINE WORD COLLEGE OF VALENZUELA INC.	0	0	0	0	0	0	0	0	0	0	0	0	0	0	0	0	0	0	0
487054	FEBIAS COLLEGE OF BIBLE	1	0	0	0	0	0	0	0	0	0	0	0	0	0	0	0	1	0	1
487053	HOLY FAMILY OF GRAMEEN SCHOOL, INC.	CLOSED																		
407158	JESUS OUR LIFE CHRISTIAN ACADEMY, INC.	0	0	0	0	0	0	0	0	0	0	0	0	0	0	0	0	0	0	0
407195	JULIEVER ACADEMY	0	0	0	0	0	0	0	0	0	0	0	0	0	0	0	0	0	0	0
487034	KMPC ACADEMY OF VALENZUELA, INC.	CLOSED																		
408824	LA CHRISBELIA LEARNING CENTER INC.	0	0	0	0	0	0	0	0	0	0	0	0	0	0	0	0	0	0	0
487052	LITTLE ANGELS PREMIERE SCHOOL OF VALENZUELA INC.	CLOSED																		
487055	MARANATHA CHRISTIAN ACADEMY OF KARUHATAN VALENZUELA CITY, INC.	0	0	0	0	0	0	1	0	0	0	0	0	0	0	0	0	0	1	1
407196	MARULAS CHRISTIAN SCHOOL	0	0	0	0	0	0	0	0	0	0	0	0	0	0	0	0	0	0	0
487021	MARULAS VALENZUELA LEARNING CENTER INC.	CLOSED																		
487003	MARY AND CHILD VALENZUELA LEARNING CENTER, INC.	0	0	0	0	0	0	0	0	0	0	0	0	0	0	0	0	0	0	0
407182	MONTERAS SCHOOL OF VALENZUELA	0	0	0	0	0	0	0	0	0	0	0	0	0	0	0	0	0	0	0
407183	MONTESSORI ACADEMY OF VALENZUELA	0	0	0	0	0	0	0	0	0	0	0	0	0	0	0	0	0	0	0
487035	MOTHER SHEPHERD ACADEMY OF VALENZUELA	0	0	0	0	0	0	0	0	0	0	0	0	0	0	0	0	0	0	0
407199	MOTHER SHEPHERD ACADEMY OF VALENZUELA-MAIN	0	0	0	0	0	0	0	0	0	0	0	0	0	0	0	0	0	0	0
487005	NEW PRODON ACADEMY OF VALENZUELA	0	0	0	0	0	0	0	0	0	0	0	0	0	0	0	0	0	0	0
487009	OUR LADY OF ANGELS LEARNING CENTER, INC.	CLOSED																		
487048	OUR LADY OF FATIMA UNIVERSITY, INC.	0	0	0	0	0	0	0	0	0	0	0	0	0	0	0	0	0	0	0
407184	OUR LADY OF LOURDES COLLEGE	0	0	0	0	0	0	0	0	0	0	0	0	0	0	0	0	0	0	0
407171	PARAGON ACADEMY	CLOSED																		
407200	PHIL. LING LIANG CHRISTIAN ACADEMY INC.	0	0	0	0	0	0	0	0	0	0	0	0	0	0	0	0	0	0	0
487016	POLYLOVE ACADEMY	CLOSED																		
409201	PRECIOUS WISDOM LEARNING CENTER	CLOSED																		
487022	ROSEWOOD MONTESSORI INTERNATIONAL SCHOOL OF VALENZUELA, INC.	0	1	0	0	0	0	0	0	0	0	0	0	0	0	0	0	0	1	1
407163	SAINT MARY'S ANGELS COLLEGE OF VALENZUELA	0	0	0	0	0	0	0	0	0	0	1	0	0	0	0	0	0	1	1
487017	SKM CHRISTIAN ACADEMY INC.	0	0	0	0	0	0	0	0	0	0	0	0	0	0	0	0	0	0	0
407185	ST. BERNADETTE COLLEGE OF VALENZUELA	0	0	0	0	0	0	0	0	0	0	0	0	0	0	0	0	0	0	0
487008	ST. BLAISE ACADEMY OF VALENZUELA, INC.	0	0	0	0	0	0	0	0	0	0	0	0	0	0	0	0	0	0	0
407186	ST. CATHERINE COLLEGE OF VALENZUELA, INC.	0	0	0	0	0	0	0	0	0	0	0	0	0	0	0	0	0	0	0
487031	ST. GREGORY COLLEGE OF VALENZUELA	0	0	0	0	0	0	0	0	0	0	0	0	0	0	0	0	0	0	0
408822	ST. JOHN PAUL 2 ACADEMY OF VALENZUELA, INC.	0	0	0	0	0	0	0	0	0	0	0	0	0	0	0	0	0	0	0
407187	ST. JOSEPH ACADEMY OF VALENZUELA	0	0	0	0	0	0	0	0	0	0	0	0	0	0	0	0	0	0	0
407162	ST. LOUIS COLLEGE OF VALENZUELA - MAIN	0	0	0	0	0	0	0	0	0	0	0	0	0	0	0	0	0	0	0
487032	ST. LOUIS COLLEGE OF VALENZUELA	0	0	0	0	0	0	0	0	0	0	0	0	0	0	0	0	0	0	0
407164	ST. MICHAEL ACADEMY- MAIN BAGBAGUIN BRANCH	0	0	0	0	0	0	0	0	0	0	0	0	0	0	0	0	0	0	0
407202	ST. PAUL CHRISTIAN SCHOOL, INC.	CLOSED																		
407189	ST. TERESE OF THE CHILD JESUS KIDZ ACADEMY INC.	0	0	0	0	0	0	0	0	0	0	0	0	0	0	0	0	0	0	0
407203	STO. ROSARIO MONTESSORI SCHOOL INC.	0	0	0	0	0	0	0	0	0	0	0	0	0	0	0	0	0	0	0
407939	THE LORD'S HAND LEARNING CENTER INC.	0	1	0	0	0	0	0	0	0	0	0	0	0	0	0	0	0	1	1
487050	TREASURE CHEST OF LEARNING ACADEMY OF VALENZUELA, INC.	CLOSED																		
407204	VALENZUELA CHRISTIAN SCHOOL	CLOSED																		
407192	WESLEYAN KINDERGARTEN SCHOOL	0	0	0	0	0	0	0	0	0	0	0	0	0	0	0	0	0	0	0
487004	WORDS OF WISDOM CHRISTIAN ACADEMY	0	1	0	0	0	0	0	0	0	0	0	0	0	0	0	0	0	1	1
408823	ZMS MONTESSORI SCHOOL, INC.	0	0	0	0	0	0	0	0	0	0	0	0	0	0	0	0	0	0	0
SUB-TOTAL		1	3	0	0	0	0	1	0	0	0	1	0	0	0	0	0	1	5	6
TOTAL		1	7	0	0	1	0	0	1	0	0	0	1	1	0	0	0	3	9	11

SOURCE: DEPARTMENT OF EDUCATION, VALENZUELA CITY



Ecological Profile 2021

TABLE 107. PUBLIC ELEMENTARY SCHOOLS PROMOTEE STATISTICS - NORTH AND CENTRAL DISTRICT

DISTRICT	SCHOOL ID	SCHOOL NAME	KINDERGARTEN		GRADE 1		GRADE 2		GRADE 3		GRADE 4	
			MALE	FEMALE	MALE	FEMALE	MALE	FEMALE	MALE	FEMALE	MALE	FEMALE
NORTH	136800	ARCADIO F. DEATO ELEMENTARY SCHOOL	102	86	78	79	59	61	71	65	14	19
NORTH	136801	ANDRES FERNANDO ELEMENTARY SCHOOL	161	158	184	154	164	151	160	154	159	152
NORTH	136802	COLOONG ES	68	61	80	79	78	52	64	79	74	62
NORTH	136803	ISLA ES	45	45	35	42	51	49	32	42	41	36
NORTH	136804	P. R. SANDIEGO ES	95	89	111	96	114	106	118	101	89	84
NORTH	136805	PALTOK ES	51	40	79	68	93	103	52	52	55	35
NORTH	136806	PASOLO ELEMENTARY SCHOOL	105	98	105	105	112	109	115	92	107	100
NORTH	136807	PIO VALENZUELA ES	144	130	176	162	206	183	188	206	177	197
NORTH	136808	RINCON ES	77	54	68	62	67	47	58	51	54	57
NORTH	136809	TAGALAG ES	30	29	29	31	23	31	23	16	22	20
NORTH	136810	LUIS FRANCISCO ES	162	147	169	155	193	180	172	142	158	143
NORTH	136811	WAWANGPULO ES	67	65	62	48	78	79	82	73	63	76
CENTRAL	136793	CANUMAY WEST ES	195	184	198	146	222	175	194	160	188	166
CENTRAL	136794	DALANDANAN ELEMENTARY SCHOOL	63	65	93	64	100	85	73	54	69	58
CENTRAL	136795	LINGUNAN ES	189	181	207	186	205	175	179	186	192	158
CENTRAL	136797	MALINTA ELEMENTARY SCHOOL	389	334	424	352	398	390	372	368	390	355
CENTRAL	136812	ROBERTA DE JESUS ES	495	474	534	526	618	509	528	486	450	469
CENTRAL	136813	CANUMAY EAST ELEMENTARY SCHOOL	106	119	102	97	114	107	108	112	96	116
CENTRAL	136815	LAWANG BATO ELEMENTARY SCHOOL	225	236	226	177	233	203	256	209	210	177
CENTRAL	136818	PUNTURIN ES	150	146	168	171	167	149	137	125	155	130
CENTRAL	227001	MALINTA ES - PINALAGAD ANNEX	71	68	78	71	82	82	71	53	69	64
CENTRAL	227003	PUNTURIN I ES	43	44	46	53	42	41	45	42	46	50
SUB-TOTAL			3033	2853	3252	2924	3419	3067	3098	2868	2878	2724

DISTRICT	SCHOOL ID	SCHOOL NAME	GRADE 5		GRADE 6		NON-GRADED		GRAND TOTAL		
			MALE	FEMALE	MALE	FEMALE	MALE	FEMALE	MALE	FEMALE	TOTAL
NORTH	136800	ARCADIO F. DEATO ELEMENTARY SCHOOL	82	89	88	91	0	0	494	490	984
NORTH	136801	ANDRES FERNANDO ELEMENTARY SCHOOL	181	162	160	173	5	4	1174	1108	2282
NORTH	136802	COLOONG ES	75	62	74	80	0	0	513	475	988
NORTH	136803	ISLA ES	45	34	53	46	0	0	302	294	596
NORTH	136804	P. R. SANDIEGO ES	91	76	101	83	5	0	724	635	1359
NORTH	136805	PALTOK ES	82	64	85	60	0	0	497	422	919
NORTH	136806	PASOLO ELEMENTARY SCHOOL	106	94	117	109	24	10	791	717	1508
NORTH	136807	PIO VALENZUELA ES	183	164	184	201	9	9	1267	1252	2519
NORTH	136808	RINCON ES	62	47	62	47	0	0	448	365	813
NORTH	136809	TAGALAG ES	30	20	27	28	0	0	184	175	359
NORTH	136810	LUIS FRANCISCO ES	166	155	169	161	6	4	1195	1087	2282
NORTH	136811	WAWANGPULO ES	77	81	71	87	9	4	509	513	1022
CENTRAL	136793	CANUMAY WEST ES	210	182	204	225	0	0	1411	1238	2649
CENTRAL	136794	DALANDANAN ELEMENTARY SCHOOL	93	80	79	81	12	2	582	489	1071
CENTRAL	136795	LINGUNAN ES	217	174	203	205	12	5	1404	1270	2674
CENTRAL	136797	MALINTA ELEMENTARY SCHOOL	375	398	372	401	26	6	2746	2604	5350
CENTRAL	136812	ROBERTA DE JESUS ES	496	484	495	519	36	23	3652	3490	7142
CENTRAL	136813	CANUMAY EAST ELEMENTARY SCHOOL	119	98	113	106	0	0	758	755	1513
CENTRAL	136815	LAWANG BATO ELEMENTARY SCHOOL	225	206	228	227	0	0	1603	1435	3038
CENTRAL	136818	PUNTURIN ES	129	122	141	111	0	0	1047	954	2001
CENTRAL	227001	MALINTA ES - PINALAGAD ANNEX	55	53	0	0	0	0	426	391	817
CENTRAL	227003	PUNTURIN I ES	47	60	69	64	0	0	338	354	692
SUB-TOTAL			3146	2905	3095	3105	144	67	22065	20513	42578

SOURCE: DEPARTMENT OF EDUCATION, VALENZUELA CITY



TABLE 108. PUBLIC ELEMENTARY SCHOOLS PROMOTEE STATISTICS - EAST AND SOUTH DISTRICT

DISTRICT	SCHOOL ID	SCHOOL NAME	KINDERGARTEN		GRADE 1		GRADE 2		GRADE 3		GRADE 4	
			MALE	FEMALE	MALE	FEMALE	MALE	FEMALE	MALE	FEMALE	MALE	FEMALE
EAST	127421	ANTONIO M. SERAPIO ELEMENTARY SCHOOL	178	169	199	198	192	170	194	176	191	162
EAST	136792	ANDRES MARIANO ES (BAGBAGUIN ES)	124	110	137	134	131	141	123	126	112	127
EAST	136796	SITIO STO. ROSARIO ES (MALABO ES)	85	71	83	64	82	77	85	65	68	74
EAST	136798	MAYSAN ELEMENTARY SCHOOL	153	132	150	152	192	176	161	151	168	159
EAST	136799	PARADA ES	180	165	168	134	146	152	140	137	141	151
EAST	136814	GEN. T. DE LEON ES	271	278	336	290	361	319	329	294	298	309
EAST	136816	APOLONIA F. RAFAEL ELEMENTARY SCHOOL	247	274	286	264	283	274	289	240	251	237
EAST	136817	PASO DE BLAS ELEMENTARY SCHOOL	67	73	60	84	70	85	107	72	78	72
EAST	136819	SILVESTRE LAZARO ELEMENTARY SCHOOL	322	265	344	307	337	305	299	273	336	261
EAST	227002	SANTIAGO A. DE GUZMAN ES	153	170	164	152	168	162	147	173	140	144
SOUTH	136820	BITIK ES	79	63	77	61	87	86	86	71	102	87
SOUTH	136821	CARUHATAN EAST ES	166	149	148	135	177	157	159	137	166	145
SOUTH	136822	CARUHATAN WEST ES	92	77	78	84	90	94	81	68	102	96
SOUTH	136823	CONSTANTINO ES	53	50	45	54	70	91	72	59	68	41
SOUTH	136824	DOÑA ATA ES	73	67	58	54	60	48	50	67	59	54
SOUTH	136825	MARULAS CENTRAL SCHOOL	123	114	145	136	180	135	153	122	169	131
SOUTH	136826	SAN MIGUEL HEIGHTS ES	62	72	70	92	84	85	80	82	77	73
SOUTH	136827	SERRANO ES	51	59	68	65	75	85	68	59	80	77
SUB-TOTAL			2479	2358	2616	2460	2785	2642	2623	2372	2606	2400
TOTAL			5512	5211	5868	5384	6204	5709	5721	5240	5484	5124

DISTRICT	SCHOOL ID	SCHOOL NAME	GRADE 5		GRADE 6		NON-GRADED		GRAND TOTAL		
			MALE	FEMALE	MALE	FEMALE	MALE	FEMALE	MALE	FEMALE	TOTAL
EAST	127421	ANTONIO M. SERAPIO ELEMENTARY SCHOOL	206	211	204	180	0	0	1364	1266	2630
EAST	136792	ANDRES MARIANO ES (BAGBAGUIN ES)	148	142	174	182	0	0	949	962	1911
EAST	136796	SITIO STO. ROSARIO ES (MALABO ES)	78	54	84	72	0	0	565	477	1042
EAST	136798	MAYSAN ELEMENTARY SCHOOL	178	193	223	170	0	0	1225	1133	2358
EAST	136799	PARADA ES	168	141	163	143	0	0	1106	1023	2129
EAST	136814	GEN. T. DE LEON ES	329	322	369	308	63	26	2356	2146	4502
EAST	136816	APOLONIA F. RAFAEL ELEMENTARY SCHOOL	270	263	248	262	0	0	1874	1814	3688
EAST	136817	PASO DE BLAS ELEMENTARY SCHOOL	67	85	63	89	0	0	512	560	1072
EAST	136819	SILVESTRE LAZARO ELEMENTARY SCHOOL	355	337	365	316	11	8	2369	2072	4441
EAST	227002	SANTIAGO A. DE GUZMAN ES	145	137	147	154	0	0	1064	1092	2156
SOUTH	136820	BITIK ES	91	88	86	67	0	0	608	523	1131
SOUTH	136821	CARUHATAN EAST ES	163	181	161	168	0	0	1140	1072	2212
SOUTH	136822	CARUHATAN WEST ES	102	92	145	142	0	0	690	653	1343
SOUTH	136823	CONSTANTINO ES	58	59	58	44	0	0	424	398	822
SOUTH	136824	DOÑA ATA ES	61	60	63	58	0	0	424	408	832
SOUTH	136825	MARULAS CENTRAL SCHOOL	134	129	179	132	11	5	1094	904	1998
SOUTH	136826	SAN MIGUEL HEIGHTS ES	88	79	88	82	0	0	549	565	1114
SOUTH	136827	SERRANO ES	71	74	78	78	0	0	491	497	988
SUB-TOTAL			2712	2647	2898	2647	85	39	18804	17565	36369
TOTAL			5858	5552	5993	5752	229	106	40869	38078	78947

SOURCE: DEPARTMENT OF EDUCATION, VALENZUELA CITY



Ecological Profile 2021

TABLE 109. PRIVATE ELEMENTARY SCHOOLS PROMOTEE STATISTICS - DISTRICT ONE

SCHOOL ID	SCHOOL NAME	KINDERGARTEN		GRADE 1		GRADE 2		GRADE 3		GRADE 4		GRADE 5		GRADE 6		NON-GRADED		GRAND TOTAL		
		MALE	FEMALE	MALE	FEMALE	MALE	FEMALE	MALE	FEMALE	MALE	FEMALE	MALE	FEMALE	MALE	FEMALE	MALE	FEMALE	MALE	FEMALE	TOTAL
481058	ACADEMIA DE SAN GABRIEL OF VALENZUELA, INC.	11	8	3	2	9	5	6	1	3	5	2	9	8	8	0	0	42	38	80
407940	BETHEL KIDDIE LEARNING CENTER OF VALENZUELA INC.	0	0	0	0	0	0	0	0	0	0	0	0	0	0	0	0	0	0	0
487037	BIBLE INSTITUTE FOR THE DEAF -SPED	0	0	0	0	0	0	0	1	1	1	0	0	0	0	0	0	1	2	3
407907	BLESSED HOPE CHRISTIAN ACADEMY OF VALENZUELA, INC.	0	0	0	0	0	0	0	0	0	0	0	0	0	0	0	0	0	0	0
407178	BOBBY & KATES ACADEMY	0	2	0	3	3	0	2	5	0	0	5	3	5	4	0	0	15	17	32
407179	CHARIS CHRISTIAN SCHOOL OF VAL., INC.	10	4	6	7	6	8	8	6	9	4	8	5	12	14	0	0	59	48	107
407153	CHILDREN OF MARY IMMACULATE COLLEGE	4	2	2	2	5	9	7	6	8	10	10	10	18	6	0	0	54	45	99
410053	CLAREMONT SCHOOL OF VALENZUELA CITY INC.	13	9	7	11	5	10	3	7	10	5	8	5	6	3	0	0	52	50	102
487042	DIVINE MERCY ACADEMY OF VALENZUELA MM., INC.	5	7	4	2	6	0	3	3	4	1	5	3	5	2	0	0	32	18	50
407166	EMMAUS CHRISTIAN SCHOOLS, INC.	5	5	8	6	9	9	17	12	14	6	9	11	14	11	0	0	76	60	136
407937	GIYA CHRISTIAN ACADEMY INC.	0	0	0	0	0	0	0	0	0	0	0	0	0	0	0	0	0	0	0
487030	GRACE PEARL SCHOOL OF VALENZUELA	3	0	0	4	3	1	2	4	3	7	5	5	9	2	0	0	25	23	48
487040	HIGH HORIZONS LEARNING CENTER, INC.	0	0	0	0	0	0	10	12	0	0	13	13	5	6	0	0	28	31	59
487012	JEREMIAH CHRISTIAN ACADEMY OF MALINTA, INC.	7	3	10	3	11	6	10	3	8	3	7	6	10	16	0	0	63	40	103
407194	JOHN VINCENT ACADEMY	1	3	3	2	3	3	2	1	1	2	1	1	0	3	0	0	11	15	26
407161	LA CONSOLACION COLLEGE VALENZUELA	0	0	0	0	0	0	0	0	0	0	0	0	0	0	0	0	0	0	0
407169	LITTLE BETHLEHEM LEARNING CENTER, INC.	0	0	0	0	0	0	0	0	0	0	0	0	0	0	0	0	0	0	0
407159	MARY IMMACULATE SCHOOL OF VALENZUELA	0	0	2	0	2	3	1	0	5	3	2	1	2	2	0	0	14	9	23
487045	MARY-NELLE CHILD STUDY CENTER, INC.	0	0	0	0	0	0	0	0	0	0	0	0	0	0	0	0	0	0	0
487014	MESSIAH SCHOOL FOUNDATION, INC.	0	0	0	0	0	0	0	0	0	0	0	0	0	0	0	0	0	0	0
407173	MIRIAM'S ACADEMY OF VALENZUELA, INC.	1	0	2	4	2	1	4	3	3	3	2	3	1	4	0	0	15	18	33
487020	NUUESTRA SEÑORA DE GUIA ACADEMY	23	22	13	6	37	34	15	19	34	26	35	30	54	40	0	0	211	177	388
487047	OUR LADY OF MT. CARMEL SCHOOL OF VALENZUELA, INC.	0	0	0	0	0	0	0	0	0	0	0	0	0	0	0	0	0	0	0
487019	OUR LORDS VINEYARD SCHOOL INC.	0	0	0	0	0	0	0	0	0	0	0	0	0	0	0	0	0	0	0
410054	RAINBOW LADDER CHILD DEVELOPMENT CENTER INC.	0	0	0	0	0	0	0	0	0	0	0	0	0	0	3	1	3	1	4
407172	SAN DIEGO PAROCHIAL SCHOOL	14	9	11	16	22	25	34	30	29	36	30	38	40	30	0	0	180	184	364
487028	ST. BENEDICT ACADEMY OF VALENZUELA, INC.	0	2	4	1	4	4	2	4	3	1	4	2	2	3	0	0	19	17	36
407188	ST. JOSEPH SCHOOL OF LAWANG BATO, INC.	9	15	12	12	16	15	23	17	18	25	24	22	28	33	0	0	130	139	269
487024	ST. MICHAEL ACADEMY OF VALENZUELA, INC. (MALINTA BRANCH)	0	0	1	0	1	3	2	2	0	3	0	6	8	3	0	0	12	17	29
487015	ST. MICHAEL SCHOOL OF CANUMAY, INC.	9	3	8	12	8	17	11	11	11	14	12	8	17	14	0	0	76	79	155
487033	ST. STEPHEN ECUMENICAL LEARNING SCHOOL, INC.	0	0	0	0	0	0	0	0	0	0	0	0	0	0	0	0	0	0	0
487044	TOUCHED BY MESSIAH CHRISTIAN SCHOOL, INC.	7	5	6	2	4	5	5	4	5	3	2	1	2	1	0	0	31	21	52
	SUB-TOTAL	122	99	102	95	156	158	167	151	169	158	184	182	246	205	3	1	1149	1049	2198

SOURCE: DEPARTMENT OF EDUCATION, VALENZUELA CITY



TABLE 110. PRIVATE ELEMENTARY SCHOOLS PROMOTEE STATISTICS - DISTRICT TWO

SCHOOL ID	SCHOOL NAME	KINDERGARTEN		GRADE 1		GRADE 2		GRADE 3		GRADE 4		GRADE 5		GRADE 6		NON-GRADED		GRAND TOTAL			
		MALE	FEMALE	MALE	FEMALE	MALE	FEMALE	MALE	FEMALE	MALE	FEMALE	MALE	FEMALE	MALE	FEMALE	MALE	FEMALE	MALE	FEMALE	TOTAL	
487049	A.M.S. - OUR LADY OF HOLY ROSARY LEARNING CENTER, INC.	2	5	3	0	0	0	0	0	0	0	0	0	0	0	0	0	5	5	10	
407152	BRIGHT HOPE SCHOOL	4	5	6	6	10	3	8	12	9	8	8	5	12	7	0	0	57	46	103	
487056	CEC CHRISTIAN ACADEMY OF VALENZUELA, INC.	9	11	0	0	0	0	0	0	0	0	0	0	0	0	0	0	9	11	20	
407154	CHRIST'S AGAPE SCHOOL OF VALENZUELA	0	0	2	2	2	3	5	4	1	2	4	1	0	5	0	0	14	17	31	
407181	COLEGIO DE STA. CECILIA	0	0	0	0	0	0	0	0	0	0	0	0	0	0	0	0	0	0	0	
487013	CORINTHIAN SCHOOL, INC.	9	12	13	13	15	23	15	8	14	15	15	20	37	18	0	0	118	109	227	
407938	DISNEYLAND LEARNING SCHOOL	6	3	0	0	0	0	0	0	0	0	0	0	0	0	0	0	6	3	9	
407156	DIVINE WORD COLLEGE OF VALENZUELA INC.	1	2	1	2	2	2	2	3	2	1	3	0	8	7	0	0	19	17	36	
487054	FEBIAS COLLEGE OF BIBLE	2	2	0	0	0	0	0	0	0	0	0	0	0	0	0	0	2	2	4	
487053	HOLY FAMILY OF GRAMEEN SCHOOL, INC.	0	0	0	0	0	0	0	0	0	0	0	0	0	0	0	0	0	0	0	
407158	JESUS OUR LIFE CHRISTIAN ACADEMY, INC.	2	4	4	2	2	8	6	3	4	5	3	3	5	8	0	0	26	33	59	
407195	JULIEVER ACADEMY	4	3	6	6	9	14	9	14	9	11	10	11	12	11	18	0	0	66	67	133
487034	KMPC ACADEMY OF VALENZUELA, INC.	0	0	0	0	0	0	0	0	0	0	0	0	0	0	0	0	0	0	0	
408824	LA CHRISBELIA LEARNING CENTER INC.	0	0	0	0	0	0	0	0	0	0	0	0	0	0	0	0	0	0	0	
487052	LITTLE ANGELS PREMIERE SCHOOL OF VALENZUELA INC.	0	0	0	0	0	0	0	0	0	0	0	0	0	0	0	0	0	0	0	
487055	MARANATHA CHRISTIAN ACADEMY OF KARUHATAN VALENZUELA CITY, INC.	4	6	4	3	1	1	1	0	1	2	2	2	2	1	0	0	15	15	30	
407196	MARULAS CHRISTIAN SCHOOL	3	0	2	2	3	6	4	6	5	2	3	0	2	3	0	0	22	19	41	
487021	MARULAS VALENZUELA LEARNING CENTER INC.	0	0	0	0	0	0	0	0	0	0	0	0	0	0	0	0	0	0	0	
487003	MARY AND CHILD VALENZUELA LEARNING CENTER, INC.	7	10	0	0	0	0	0	0	0	0	0	0	0	0	0	0	7	10	17	
407182	MONTERAS SCHOOL OF VALENZUELA	5	4	1	3	3	9	10	6	4	5	6	3	7	12	0	0	36	42	78	
407183	MONTESSORI ACADEMY OF VALENZUELA	13	14	23	23	20	27	27	20	25	23	26	32	15	19	0	0	149	158	307	
487035	MOTHER SHEPHERD ACADEMY OF VALENZUELA	5	4	4	3	4	3	2	5	0	0	0	0	0	0	0	0	15	15	30	
407199	MOTHER SHEPHERD ACADEMY OF VALENZUELA-MAIN	5	3	6	3	8	3	9	6	9	6	12	14	15	8	0	0	64	43	107	
487005	NEW PRODON ACADEMY OF VALENZUELA	3	8	7	7	15	15	12	19	18	15	19	14	19	14	0	0	93	92	185	
487009	OUR LADY OF ANGELS LEARNING CENTER, INC.	0	0	0	0	0	0	0	0	0	0	0	0	0	0	0	0	0	0	0	
487048	OUR LADY OF FATIMA UNIVERSITY, INC.	1	5	4	2	7	13	7	12	11	11	10	9	13	21	0	0	53	73	126	
407184	OUR LADY OF LOURDES COLLEGE	9	7	10	14	8	10	14	11	15	19	9	8	18	18	0	0	83	87	170	
407171	PARAGON ACADEMY	0	0	0	0	0	0	0	0	0	0	0	0	0	0	0	0	0	0	0	
407200	PHIL. LING LIANG CHRISTIAN ACADEMY INC.	0	0	0	0	0	0	0	0	0	0	0	0	0	0	0	0	0	0	0	
487016	POLYLOVE ACADEMY	0	0	0	0	0	0	0	0	0	0	0	0	0	0	0	0	0	0	0	
409201	PRECIOUS WISDOM LEARNING CENTER	0	0	0	0	0	0	0	0	0	0	0	0	0	0	0	0	0	0	0	
487022	ROSEWOOD MONTESSORI INTERNATIONAL SCHOOL OF VALENZUELA, INC.	0	0	0	0	0	0	0	0	0	0	0	0	0	0	0	0	0	0	0	
407163	SAINT MARY'S ANGELS COLLEGE OF VALENZUELA	0	0	0	0	0	0	0	0	0	0	0	0	0	0	0	0	0	0	0	
487017	SKM CHRISTIAN ACADEMY INC.	0	0	0	0	0	0	0	0	0	0	0	0	0	0	0	0	0	0	0	
407185	ST. BERNADETTE COLLEGE OF VALENZUELA	0	0	0	0	0	0	0	0	0	0	0	0	0	0	0	0	0	0	0	
487008	ST. BLAISE ACADEMY OF VALENZUELA, INC.	0	0	0	0	0	0	0	0	0	0	0	0	0	0	0	0	0	0	0	
407186	ST. CATHERINE COLLEGE OF VALENZUELA, INC.	0	0	0	0	0	0	0	0	0	0	0	0	0	0	0	0	0	0	0	
487031	ST. GREGORY COLLEGE OF VALENZUELA	0	0	0	0	0	0	0	0	0	0	0	0	0	0	0	0	0	0	0	
408822	ST. JOHN PAUL 2 ACADEMY OF VALENZUELA, INC.	0	0	0	0	0	0	0	0	0	0	0	0	0	0	0	0	0	0	0	
407187	ST. JOSEPH ACADEMY OF VALENZUELA	0	0	0	0	0	0	0	0	0	0	0	0	0	0	0	0	0	0	0	
407162	ST. LOUIS COLLEGE OF VALENZUELA	0	0	0	0	0	0	0	0	0	0	0	0	0	0	0	0	0	0	0	
487032	ST. LOUIS COLLEGE OF VALENZUELA	0	0	0	0	0	0	0	0	0	0	0	0	0	0	0	0	0	0	0	
407164	ST. MICHAEL ACADEMY- MAIN BAGBAGUIN BRANCH	0	0	0	0	0	0	0	0	0	0	0	0	0	0	0	0	0	0	0	
407202	ST. PAUL CHRISTIAN SCHOOL, INC.	0	0	0	0	0	0	0	0	0	0	0	0	0	0	0	0	0	0	0	
407189	ST. TERESE OF THE CHILD JESUS KIDZ ACADEMY INC.	0	0	0	0	0	0	0	0	0	0	0	0	0	0	0	0	0	0	0	
407203	STO. ROSARIO MONTESSORI SCHOOL INC.	0	0	0	0	0	0	0	0	0	0	0	0	0	0	0	0	0	0	0	
407939	THE LORD'S HAND LEARNING CENTER INC.	0	0	0	0	0	0	0	0	0	0	0	0	0	0	0	0	0	0	0	
487050	TREASURE CHEST OF LEARNING ACADEMY OF VALENZUELA, INC.	0	0	0	0	0	0	0	0	0	0	0	0	0	0	0	0	0	0	0	
407204	VALENZUELA CHRISTIAN SCHOOL	0	0	0	0	0	0	0	0	0	0	0	0	0	0	0	0	0	0	0	
407192	WESLEYAN KINDERGARTEN SCHOOL	0	0	0	0	0	0	0	0	0	0	0	0	0	0	0	0	0	0	0	
487004	WORDS OF WISDOM CHRISTIAN ACADEMY	0	0	0	0	0	0	0	0	0	0	0	0	0	0	0	0	0	0	0	
408823	ZMS MONTESSORI SCHOOL, INC.	0	0	0	0	0	0	0	0	0	0	0	0	0	0	0	0	0	0	0	
SUB-TOTAL		94	108	96	91	109	135	136	124	129	124	131	123	164	159	0	0	859	864	1723	
TOTAL		216	207	198	186	265	293	303	275	298	282	315	305	410	364	3	1	2008	1913	3921	

SOURCE: DEPARTMENT OF EDUCATION, VALENZUELA CITY



Ecological Profile 2021

TABLE 111. PUBLIC ELEMENTARY SCHOOLS REPEATER STATISTICS - NORTH AND CENTRAL DISTRICT

DISTRICT	SCHOOL ID	SCHOOL NAME	KINDERGARTEN		GRADE 1		GRADE 2		GRADE 3		GRADE 4	
			MALE	FEMALE	MALE	FEMALE	MALE	FEMALE	MALE	FEMALE	MALE	FEMALE
NORTH	136801	ANDRES FERNANDO ELEMENTARY SCHOOL	1	1	1	1	0	0	1	1	1	0
NORTH	136800	ARCADIO F. DEATO ELEMENTARY SCHOOL	0	0	7	1	0	0	0	1	0	0
NORTH	136802	COLOONG ES	0	0	0	1	0	0	0	0	0	0
NORTH	136803	ISLA ES	0	0	0	0	3	0	0	0	1	0
NORTH	136810	LUIS FRANCISCO ES	0	0	0	0	0	0	0	0	1	1
NORTH	136804	P. R. SANDIEGO ES	0	0	8	3	2	1	1	2	1	0
NORTH	136805	PALTOK ES	0	0	1	0	0	0	0	0	0	0
NORTH	136806	PASOLO ELEMENTARY SCHOOL	2	0	2	0	2	0	2	0	1	0
NORTH	136807	PIO VALENZUELA ES	0	0	0	0	0	0	0	0	0	0
NORTH	136808	RINCON ES	0	1	0	0	0	0	1	0	0	0
NORTH	136809	TAGALAG ES	0	0	0	0	0	0	0	0	0	0
NORTH	136811	WAWANGPULO ES	0	0	0	0	1	0	0	0	0	0
CENTRAL	136793	CANUMAY WEST ES	0	0	0	1	1	1	0	0	0	0
CENTRAL	136813	CANUMAY EAST ELEMENTARY SCHOOL	1	0	1	0	0	0	0	0	0	0
CENTRAL	136794	DALANDANAN ELEMENTARY SCHOOL	1	0	1	1	1	0	0	0	1	1
CENTRAL	136815	LAWANG BATO ELEMENTARY SCHOOL	0	0	0	1	0	0	1	0	0	0
CENTRAL	136795	LINGUNAN ES	0	1	0	2	0	0	0	0	2	0
CENTRAL	136797	MALINTA ELEMENTARY SCHOOL	1	0	2	3	1	0	3	0	0	0
CENTRAL	227001	MALINTA ES - PINALAGAD ANNEX	0	0	2	0	0	0	0	1	0	0
CENTRAL	136818	PUNTURIN ES	1	1	5	4	9	2	0	1	0	0
CENTRAL	227003	PUNTURIN I ES	0	0	0	0	1	0	0	0	0	0
CENTRAL	136812	ROBERTA DE JESUS ES	1	0	2	1	2	1	2	0	2	1
SUB-TOTAL			8	4	32	19	23	5	11	6	10	3

DISTRICT	SCHOOL ID	SCHOOL NAME	GRADE 5		GRADE 6		GRAND TOTAL		
			MALE	FEMALE	MALE	FEMALE	MALE	FEMALE	TOTAL
NORTH	136801	ANDRES FERNANDO ELEMENTARY SCHOOL	1	1	0	0	5	4	9
NORTH	136800	ARCADIO F. DEATO ELEMENTARY SCHOOL	0	0	0	0	7	2	9
NORTH	136802	COLOONG ES	0	0	1	0	1	1	2
NORTH	136803	ISLA ES	0	0	0	0	4	0	4
NORTH	136810	LUIS FRANCISCO ES	0	0	0	0	1	1	2
NORTH	136804	P. R. SANDIEGO ES	0	0	1	0	13	6	19
NORTH	136805	PALTOK ES	0	0	0	0	1	0	1
NORTH	136806	PASOLO ELEMENTARY SCHOOL	0	1	0	0	9	1	10
NORTH	136807	PIO VALENZUELA ES	1	0	0	0	1	0	1
NORTH	136808	RINCON ES	0	0	0	0	1	1	2
NORTH	136809	TAGALAG ES	0	0	0	0	0	0	0
NORTH	136811	WAWANGPULO ES	0	0	0	0	1	0	1
CENTRAL	136793	CANUMAY WEST ES	1	0	0	0	2	2	4
CENTRAL	136813	CANUMAY EAST ELEMENTARY SCHOOL	0	0	0	0	2	0	2
CENTRAL	136794	DALANDANAN ELEMENTARY SCHOOL	0	0	0	0	4	2	6
CENTRAL	136815	LAWANG BATO ELEMENTARY SCHOOL	0	0	1	0	2	1	3
CENTRAL	136795	LINGUNAN ES	0	0	0	0	2	3	5
CENTRAL	136797	MALINTA ELEMENTARY SCHOOL	3	0	0	0	10	3	13
CENTRAL	227001	MALINTA ES - PINALAGAD ANNEX	0	0	0	0	2	1	3
CENTRAL	136818	PUNTURIN ES	0	0	1	0	16	8	24
CENTRAL	227003	PUNTURIN I ES	0	0	0	0	1	0	1
CENTRAL	136812	ROBERTA DE JESUS ES	0	0	3	2	12	5	17
SUB-TOTAL			6	2	7	2	97	41	138

SOURCE: DEPARTMENT OF EDUCATION, VALENZUELA CITY

**TABLE 112. PUBLIC ELEMENTARY SCHOOLS REPEATER STATISTICS - EAST AND SOUTH DISTRICT**

DISTRICT	SCHOOL ID	SCHOOL NAME	KINDERGARTEN		GRADE 1		GRADE 2		GRADE 3		GRADE 4	
			MALE	FEMALE	MALE	FEMALE	MALE	FEMALE	MALE	FEMALE	MALE	FEMALE
EAST	136792	ANDRES MARIANO ES (BAGBAGUIN ES)	0	2	0	1	2	0	1	0	1	0
EAST	136816	APOLONIA F. RAFAEL ELEMENTARY SCHOOL	1	2	22	16	8	4	0	0	1	1
EAST	136814	GEN. T. DE LEON ES	1	0	6	1	3	0	1	0	1	1
EAST	136798	MAYSAN ELEMENTARY SCHOOL	1	0	8	4	1	1	0	0	0	2
EAST	136799	PARADA ES	3	2	1	0	4	1	2	0	2	0
EAST	136817	PASO DE BLAS ELEMENTARY SCHOOL	0	0	0	0	0	0	0	0	0	0
EAST	227002	SANTIAGO A. DE GUZMAN ES	0	0	2	3	2	1	0	0	0	0
EAST	136819	SILVESTRE LAZARO ELEMENTARY SCHOOL	1	0	15	5	1	3	0	0	0	0
EAST	136796	SITIO STO. ROSARIO ES (MALABO ES)	0	0	0	0	0	0	0	0	0	0
SOUTH	136820	BITIK ES	0	0	0	3	0	0	0	0	0	0
SOUTH	136821	CARUHATAN EAST ES	1	1	1	0	1	1	1	0	0	0
SOUTH	136822	CARUHATAN WEST ES	0	0	1	0	0	0	0	0	1	0
SOUTH	136823	CONSTANTINO ES	0	0	0	0	0	1	3	0	0	0
SOUTH	136824	DOÑA ATA ES	0	0	0	0	0	0	0	0	0	0
SOUTH	136825	MARULAS CENTRAL SCHOOL	4	3	4	1	2	0	0	0	2	0
SOUTH	136826	SAN MIGUEL HEIGHTS ES	1	0	0	1	2	0	1	0	0	0
SOUTH	136827	SERRANO ES	0	0	0	0	1	0	0	0	0	0
SUB-TOTAL			13	10	60	35	27	12	9	0	8	4
TOTAL			21	14	92	54	50	17	20	6	18	7

DISTRICT	SCHOOL ID	SCHOOL NAME	GRADE 5		GRADE 6		GRAND TOTAL		
			MALE	FEMALE	MALE	FEMALE	MALE	FEMALE	TOTAL
EAST	136792	ANDRES MARIANO ES (BAGBAGUIN ES)	0	0	0	0	4	3	7
EAST	136816	APOLONIA F. RAFAEL ELEMENTARY SCHOOL	2	1	0	0	34	24	58
EAST	136814	GEN. T. DE LEON ES	2	0	1	0	15	2	17
EAST	136798	MAYSAN ELEMENTARY SCHOOL	1	0	0	0	11	7	18
EAST	136799	PARADA ES	0	0	2	0	14	3	17
EAST	136817	PASO DE BLAS ELEMENTARY SCHOOL	0	0	0	0	0	0	0
EAST	227002	SANTIAGO A. DE GUZMAN ES	0	0	0	0	4	4	8
EAST	136819	SILVESTRE LAZARO ELEMENTARY SCHOOL	4	0	2	0	23	8	31
EAST	136796	SITIO STO. ROSARIO ES (MALABO ES)	0	0	0	0	0	0	0
SOUTH	136820	BITIK ES	0	0	1	1	1	4	5
SOUTH	136821	CARUHATAN EAST ES	1	1	0	0	5	3	8
SOUTH	136822	CARUHATAN WEST ES	1	0	1	0	4	0	4
SOUTH	136823	CONSTANTINO ES	0	0	0	0	3	1	4
SOUTH	136824	DOÑA ATA ES	0	0	0	0	0	0	0
SOUTH	136825	MARULAS CENTRAL SCHOOL	0	0	2	1	14	5	19
SOUTH	136826	SAN MIGUEL HEIGHTS ES	0	0	0	0	4	1	5
SOUTH	136827	SERRANO ES	0	0	0	0	1	0	1
SUB-TOTAL			11	2	9	2	137	65	202
TOTAL			17	4	16	4	234	106	340

SOURCE: DEPARTMENT OF EDUCATION, VALENZUELA CITY



Ecological Profile 2021

TABLE 113. PRIVATE ELEMENTARY SCHOOLS REPEATER STATISTICS - DISTRICT ONE

SCHOOL ID	SCHOOL NAME	KINDER		GRADE 1		GRADE 2		GRADE 3		GRADE 4		GRADE 5		GRADE 6		GRAND TOTAL		
		MALE	FEMALE	MALE	FEMALE	MALE	FEMALE	MALE	FEMALE	MALE	FEMALE	MALE	FEMALE	MALE	FEMALE	MALE	FEMALE	TOTAL
481058	ACADEMIA DE SAN GABRIEL OF VALENZUELA, INC.	0	0	0	0	0	0	0	0	0	0	0	0	0	0	0	0	0
407940	BETHEL KIDDIE LEARNING CENTER OF VALENZUELA INC.	0	0	0	0	0	0	0	0	0	0	0	0	0	0	0	0	0
487037	BIBLE INSTITUTE FOR THE DEAF -SPED	0	0	0	0	0	0	0	0	0	0	0	0	0	0	0	0	0
407907	BLESSED HOPE CHRISTIAN ACADEMY OF VALENZUELA, INC.	0	0	0	0	0	0	0	0	0	0	0	0	0	0	0	0	0
407178	BOBBY & KATES ACADEMY	0	0	0	0	0	0	0	0	0	0	0	0	0	0	0	0	0
407153	CHILDREN OF MARY IMMACULATE COLLEGE	0	0	0	0	0	0	0	0	0	0	0	0	0	0	0	0	0
410053	CLAREMONT SCHOOL OF VALENZUELA CITY INC.	0	0	0	0	0	0	0	0	0	0	0	0	0	0	0	0	0
487042	DIVINE MERCY ACADEMY OF VALENZUELA MM., INC.	0	0	0	0	0	0	0	0	0	0	0	0	0	0	0	0	0
407166	EMMAUS CHRISTIAN SCHOOLS, INC.	0	0	0	0	0	0	0	0	0	0	0	0	0	0	0	0	0
407937	GIYA CHRISTIAN ACADEMY INC.	0	0	0	0	0	0	0	0	0	0	0	0	0	0	0	0	0
487030	GRACE PEARL SCHOOL OF VALENZUELA	0	0	0	0	0	0	0	0	0	0	0	0	0	0	0	0	0
487040	HIGH HORIZONS LEARNING CENTER, INC.	0	0	0	0	0	0	0	0	0	0	0	0	0	0	0	0	0
487012	JEREMIAH CHRISTIAN ACADEMY OF MALINTA, INC.	0	0	0	0	0	0	0	0	0	0	0	0	0	0	0	0	0
407194	JOHN VINCENT ACADEMY	0	0	0	0	0	0	0	0	0	0	0	0	0	0	0	0	0
407161	LA CONSOLACION COLLEGE VALENZUELA	0	0	0	0	0	0	0	0	0	0	0	0	0	0	0	0	0
407169	LITTLE BETHLEHEM LEARNING CENTER, INC.	0	0	0	0	0	0	0	0	0	0	0	0	0	0	0	0	0
407159	MARY IMMACULATE SCHOOL OF VALENZUELA	0	0	0	0	0	0	0	0	0	0	0	0	0	0	0	0	0
487045	MARY-NELLE CHILD STUDY CENTER, INC.	0	0	0	0	0	0	0	0	0	0	0	0	0	0	0	0	0
487014	MESSIAH SCHOOL FOUNDATION , INC.	0	0	0	0	0	0	0	0	0	0	0	0	0	0	0	0	0
407173	MIRIAM'S ACADEMY OF VALENZUELA, INC.	0	0	0	0	0	0	0	0	0	0	0	0	0	0	0	0	0
487020	NUUESTRA SENORA DE GUIA ACADEMY	0	0	0	0	0	0	0	0	0	0	0	0	0	0	0	0	0
487009	OUR LADY OF ANGELS LEARNING CENTER, INC.	0	0	0	0	0	0	0	0	0	0	0	0	0	0	0	0	0
487047	OUR LADY OF MT. CARMEL SCHOOL OF VALENZUELA, INC.	0	0	0	0	0	0	0	0	0	0	0	0	0	0	0	0	0
487019	OUR LORDS VINEYARD SCHOOL INC.	0	0	0	0	0	0	0	0	0	0	0	0	0	0	0	0	0
407171	PARAGON ACADEMY	0	0	0	0	0	0	0	0	0	0	0	0	0	0	0	0	0
410054	RAINBOW LADDER CHILD DEVELOPMENT CENTER INC.	0	0	0	0	0	0	0	0	0	0	0	0	0	0	0	0	0
407172	SAN DIEGO PAROCHIAL SCHOOL	0	0	0	0	0	0	0	0	0	0	0	0	0	0	0	0	0
487057	SIMON ACADEMY INC.	0	0	0	0	0	0	0	0	0	0	0	0	0	0	0	0	0
487028	ST. BENEDICT ACADEMY OF VELENZUELA, INC.	0	0	0	0	0	0	0	0	0	0	0	0	0	0	0	0	0
407188	ST. JOSEPH SCHOOL OF LAWANG BATO, INC.	0	0	0	0	0	0	0	0	0	0	0	0	0	0	0	0	0
487024	ST. MICHAEL ACADEMY OF VALENZUELA, INC. (MALINTA BRANCH)	0	0	0	0	0	0	0	0	0	0	0	0	0	0	0	0	0
487015	ST. MICHAEL SCHOOL OF CANUMAY, INC.	0	0	0	0	0	0	0	0	0	0	0	0	0	0	0	0	0
487033	ST. STEPHEN ECUMENICAL LEARNING SCHOOL, INC.	0	0	0	0	0	0	0	0	0	0	0	0	0	0	0	0	0
487044	TOUCHED BY MESSIAH CHRISTIAN SCHOOL, INC.	0	0	0	0	0	0	0	0	0	0	0	0	0	0	0	0	0
SUB-TOTAL		0	0	0	0	0	0	0	0	0	0	0	0	0	0	0	0	0

SOURCE: DEPARTMENT OF EDUCATION, VALENZUELA CITY



TABLE 114. PRIVATE ELEMENTARY SCHOOLS REPEATER STATISTICS - DISTRICT TWO

SCHOOL ID	SCHOOL NAME	KINDER		GRADE 1		GRADE 2		GRADE 3		GRADE 4		GRADE 5		GRADE 6		GRAND TOTAL		
		MALE	FEMALE	MALE	FEMALE	MALE	FEMALE	MALE	FEMALE	MALE	FEMALE	MALE	FEMALE	MALE	FEMALE	MALE	FEMALE	TOTAL
487049	A.M.S. - OUR LADY OF HOLY ROSARY LEARNING CENTER, INC.	0	0	0	0	0	0	0	0	0	0	0	0	0	0	0	0	0
407152	BRIGHT HOPE SCHOOL	0	0	0	0	0	0	0	0	0	0	0	0	0	0	0	0	0
487056	CEC CHRISTIAN ACADEMY OF VALENZUELA, INC.	0	0	0	0	0	0	0	0	0	0	0	0	0	0	0	0	0
407179	CHARIS CHRISTIAN SCHOOL OF VAL., INC.	0	0	0	0	0	0	0	0	0	0	0	0	0	0	0	0	0
407154	CHRIST'S AGAPE SCHOOL OF VALENZUELA	0	0	0	0	0	0	0	0	0	0	0	0	0	0	0	0	0
407181	COLEGIO DE STA. CECILIA	0	0	0	0	0	0	0	0	0	0	0	0	0	0	0	0	0
487013	CORINTHIAN SCHOOL, INC.	0	0	0	0	0	0	0	0	0	0	0	0	0	0	0	0	0
407938	DISNEYLAND LEARNING SCHOOL	0	0	0	0	0	0	0	0	0	0	0	0	0	0	0	0	0
407156	DIVINE WORD COLLEGE OF VALENZUELA INC.	0	0	0	0	0	0	0	0	0	0	0	0	0	0	0	0	0
487054	FEBIAS COLLEGE OF BIBLE	0	0	0	0	0	0	0	0	0	0	0	0	0	0	0	0	0
487053	HOLY FAMILY OF GRAMEEN SCHOOL, INC.	0	0	0	0	0	0	0	0	0	0	0	0	0	0	0	0	0
407158	JESUS OUR LIFE CHRISTIAN ACADEMY, INC.	0	0	0	0	0	0	0	0	0	0	0	0	0	0	0	0	0
407195	JULIEVER ACADEMY	0	0	0	0	0	0	0	0	0	0	0	0	0	0	0	0	0
487034	KMPC ACADEMY OF VALENZUELA, INC.	0	0	0	0	0	0	0	0	0	0	0	0	0	0	0	0	0
408824	LA CHRISBELIA LEARNING CENTER INC.	0	0	0	0	0	0	0	0	0	0	0	0	0	0	0	0	0
487052	LITTLE ANGELS PREMIERE SCHOOL OF VALENZUELA INC.	0	0	0	0	0	0	0	0	0	0	0	0	0	0	0	0	0
487055	MARANATHA CHRISTIAN ACADEMY OF KARUHATAN VALENZUELA CITY, INC.	0	0	0	0	0	0	0	0	0	0	0	0	0	0	0	0	0
407196	MARULAS CHRISTIAN SCHOOL	0	0	0	0	0	0	0	0	0	0	0	0	0	0	0	0	0
487021	MARULAS VALENZUELA LEARNING CENTER INC.	0	0	0	0	0	0	0	0	0	0	0	0	0	0	0	0	0
487003	MARY AND CHILD VELENZUELA LEARNING CENTER, INC.	0	0	0	0	0	0	0	0	0	0	0	0	0	0	0	0	0
407182	MONTERAS SCHOOL OF VALENZUELA	0	0	0	0	0	0	0	0	0	0	0	0	0	0	0	0	0
407183	MONTESSORI ACADEMY OF VALENZUELA	0	0	0	0	0	0	0	0	0	0	0	0	0	0	0	0	0
487035	MOTHER SHEPHERD ACADEMY OF VALENZUELA	0	0	0	0	0	0	0	0	0	0	0	0	0	0	0	0	0
407199	MOTHER SHEPHERD ACADEMY OF VALENZUELA-MAIN	0	0	0	0	0	0	0	0	0	0	0	0	0	0	0	0	0
487005	NEW PRODON ACADEMY OF VALENZUELA	0	0	0	0	0	0	0	0	0	0	0	0	0	0	0	0	0
487048	OUR LADY OF FATIMA UNIVERSITY, INC.	0	0	0	0	0	0	0	0	0	0	0	0	0	0	0	0	0
407184	OUR LADY OF LOURDES COLLEGE	0	0	0	0	0	0	0	0	0	0	0	0	0	0	0	0	0
407200	PHIL. LING LIANG CHRISTIAN ACADEMY INC.	0	0	0	0	0	0	0	0	0	0	0	0	0	0	0	0	0
487016	POLYLOVE ACADEMY	0	0	0	0	0	0	0	0	0	0	0	0	0	0	0	0	0
409201	PRECIOUS WISDOM LEARNING CENTER	0	0	0	0	0	0	0	0	0	0	0	0	0	0	0	0	0
487022	ROSEWOOD MONTESSORI INTERNATIONAL SCHOOL OF VALENZUELA, INC.	0	0	0	0	0	0	0	0	0	0	0	0	0	0	0	0	0
407163	SAINT MARY'S ANGELS COLLEGE OF VALENZUELA	0	0	0	0	0	0	0	0	0	0	0	0	0	0	0	0	0
487017	SKM CHRISTIAN ACADEMY INC.	0	0	0	0	0	0	0	0	0	0	0	0	0	0	0	0	0
407185	ST. BERNADETTE COLLEGE OF VALENZUELA	0	0	0	0	0	0	0	0	0	0	0	0	0	0	0	0	0
487008	ST. BLAISE ACADEMY OF VALENZUELA, INC.	0	0	0	0	0	0	0	0	0	0	0	0	0	0	0	0	0
407186	ST. CATHERINE COLLEGE OF VALENZUELA, INC.	0	0	0	0	0	0	0	0	0	0	0	0	0	0	0	0	0
487031	ST. GREGORY COLLEGE OF VALENZUELA	0	0	0	0	0	0	0	0	0	0	0	0	0	0	0	0	0
408822	ST. JOHN PAUL 2 ACADEMY OF VALENZUELA, INC.	0	0	0	0	0	0	0	0	0	0	0	0	0	0	0	0	0
407187	ST. JOSEPH ACADEMY OF VALENZUELA	0	0	0	0	0	0	0	0	0	0	0	0	0	0	0	0	0
407162	ST. LOUIS COLLEGE OF VALENZUELA	0	0	0	0	0	0	0	0	0	0	0	0	0	0	0	0	0
487032	ST. LOUIS COLLEGE OF VALENZUELA	0	0	0	0	0	0	0	0	0	0	0	0	0	0	0	0	0
407164	ST. MICHAEL ACADEMY- MAIN BAGBAGUIN BRANCH	0	0	0	0	0	0	0	0	0	0	0	0	0	0	0	0	0
407202	ST. PAUL CHRISTIAN SCHOOL, INC.	0	0	0	0	0	0	0	0	0	0	0	0	0	0	0	0	0
407189	ST. THERESE OF THE CHILD JESUS KIDZ ACADEMY INC.	0	0	0	0	0	0	0	0	0	0	0	0	0	0	0	0	0
407203	STO. ROSARIO MONTESSORI SCHOOL INC.	0	0	0	0	0	0	0	0	0	0	0	0	0	0	0	0	0
407939	THE LORD'S HAND LEARNING CENTER INC.	0	0	0	0	0	0	0	0	0	0	0	0	0	0	0	0	0
487050	TREASURE CHEST OF LEARNING ACADEMY OF VALENZUELA, INC.	0	0	0	0	0	0	0	0	0	0	0	0	0	0	0	0	0
407204	VALENZUELA CHRISTIAN SCHOOL	0	0	0	0	0	0	0	0	0	0	0	0	0	0	0	0	0
407192	WESLEYAN KINDERGARTEN SCHOOL	0	0	0	0	0	0	0	0	0	0	0	0	0	0	0	0	0
487004	WORDS OF WISDOM CHRISTIAN ACADEMY	0	0	0	0	0	0	0	0	0	0	0	0	0	0	0	0	0
408823	ZMS MONTESSORI SCHOOL, INC.	0	0	0	0	0	0	0	0	0	0	0	0	0	0	0	0	0
SUB-TOTAL		0	0	0	0	0	0	0	0	0	0	0	0	0	0	0	0	0
TOTAL		0	0	0	0	0	0	0	0	0	0	0	0	0	0	0	0	0

SOURCE: DEPARTMENT OF EDUCATION, VALENZUELA CITY



City Government of Valenzuela

Ecological Profile 2021

2.2. PUBLIC/ PRIVATE SECONDARY SCHOOLS STATISTICS



TABLE 115. SECONDARY PUBLIC SCHOOLS ENROLLMENT STATISTICS

DISTRICT	SCHOOL NAME	GRADE 7			GRADE 8			GRADE 9 (YEAR 3)			GRADE 10 (YEAR 4)			TOTAL		GRAND TOTAL	GENDER PARITY INDEX
		MALE	FEMALE	TOTAL	MALE	FEMALE	TOTAL	MALE	FEMALE	TOTAL	MALE	FEMALE	TOTAL	MALE	FEMALE		
1	ARKONG BATO NATIONAL HIGH SCHOOL	148	117	265	137	131	268	123	121	244	102	132	234	510	501	1011	0.98
1	BIGNAY NATIONAL HIGH SCHOOL	449	391	840	442	391	833	404	422	826	358	356	714	1653	1560	3213	0.94
1	CANUMAY EAST NATIONAL HIGH SCHOOL	131	177	308	133	136	269	145	118	263	120	123	243	529	554	1083	1.05
1	CANUMAY WEST NATIONAL HIGH SCHOOL	227	217	444	243	221	464	210	198	408	173	198	371	853	834	1687	0.98
1	DALANDANAN NATIONAL HIGH SCHOOL	371	290	661	311	314	625	347	332	679	329	322	651	1358	1258	2616	0.93
1	DISIPLINA VILLAGE NATIONAL HIGH SCHOOL	194	194	388	146	123	269	158	136	294	123	122	245	621	575	1196	0.93
1	LAWANG BATO NATIONAL HIGH SCHOOL	377	342	719	351	326	677	331	330	661	316	362	678	1375	1360	2735	0.99
1	LINGUNAN NATIONAL HIGH SCHOOL	222	198	420	205	200	405	228	191	419	205	232	437	860	821	1681	0.95
1	MALANDAY NATIONAL HIGH SCHOOL	230	217	447	245	216	461	223	192	415	209	192	401	907	817	1724	0.90
1	MALINTA NATIONAL HIGH SCHOOL	632	603	1235	553	531	1084	496	527	1023	489	506	995	2170	2167	4337	1.00
1	POLO NATIONAL HIGH SCHOOL	578	501	1079	531	490	1021	452	478	930	426	448	874	1987	1917	3904	0.96
1	VALENZUELA CITY SCHOOL OF MATHEMATICS AND SCIENCE	113	133	246	86	138	224	101	117	218	86	124	210	386	512	898	1.33
1	VEINTE REALES NATIONAL HIGH SCHOOL	194	173	367	194	167	361	162	145	307	149	163	312	699	648	1347	0.93
1	VICENTE P. TRINIDAD NATIONAL HIGH SCHOOL	167	171	338	206	187	393	183	178	361	177	185	362	733	721	1454	0.98
1	WAWANG PULO NATIONAL HIGH SCHOOL	112	98	210	112	101	213	117	85	202	109	109	218	450	393	843	0.87
SUB-TOTAL		4145	3822	7967	3895	3672	7567	3680	3570	7250	3371	3574	6945	15091	14638	29729	0.98

DISTRICT	SCHOOL NAME	GRADE 7			GRADE 8			GRADE 9 (YEAR 3)			GRADE 10 (YEAR 4)			TOTAL		GRAND TOTAL	GENDER PARITY INDEX
		MALE	FEMALE	TOTAL	MALE	FEMALE	TOTAL	MALE	FEMALE	TOTAL	MALE	FEMALE	TOTAL	MALE	FEMALE		
2	BAGBAGUIN NATIONAL HIGH SCHOOL	229	193	422	198	210	408	196	208	404	181	193	374	804	804	1608	1.00
2	CARUHATAN NATIONAL HIGH SCHOOL	222	203	425	191	171	362	164	161	325	157	162	319	734	697	1431	0.95
2	GEN T. DE LEON NATIONAL HIGH SCHOOL	717	709	1426	653	653	1306	594	602	1196	509	512	1021	2473	2476	4949	1.00
2	JUSTICE ELIEZER NATIONAL HIGH SCHOOL	177	158	335	190	192	382	200	209	409	195	175	370	762	734	1496	0.96
2	MAPULANG LUPA NATIONAL HIGH SCHOOL	171	147	318	155	158	313	141	134	275	138	152	290	605	591	1196	0.98
2	MAYSAN NATIONAL HIGH SCHOOL	202	209	411	216	214	430	193	221	414	201	211	412	812	855	1667	1.05
2	PARADA NATIONAL HIGH SCHOOL	194	159	353	209	164	373	164	198	362	136	155	291	703	676	1379	0.96
2	PASO DE BLAS NATIONAL HIGH SCHOOL	216	240	456	206	192	398	221	230	451	164	180	344	807	842	1649	1.04
2	SITERO FRANCISCO NATIONAL HIGH SCHOOL	406	416	822	425	382	807	392	373	765	339	344	683	1562	1515	3077	0.97
2	VALENZUELA NATIONAL HIGH SCHOOL	489	532	1021	458	448	906	458	422	880	453	409	862	1858	1811	3669	0.97
SUB-TOTAL		3023	2966	5989	2901	2784	5685	2723	2758	5481	2473	2493	4966	11120	11001	22121	0.99
TOTAL		7168	6788	13956	6796	6456	13252	6403	6328	12731	5844	6067	11911	26211	25639	51850	0.99

SOURCE: DEPARTMENT OF EDUCATION, VALENZUELA CITY



Ecological Profile 2021

TABLE 116. SECONDARY PRIVATE SCHOOLS ENROLLMENT STATISTICS

DISTRICT	SCHOOL NAME	GRADE 7			GRADE 8			GRADE 9 (YEAR 3)			GRADE 10 (YEAR 4)			TOTAL		GRAND TOTAL	GENDER PARITY INDEX
		MALE	FEMALE	TOTAL	MALE	FEMALE	TOTAL	MALE	FEMALE	TOTAL	MALE	FEMALE	TOTAL	MALE	FEMALE		
1	BOBBY AND KATES ACADEMY	1	4	5	9	6	15	5	5	10	4	11	15	19	26	45	
1	CHARIS CHRISTIAN SCHOOL OF VAL. INC	18	19	37	16	26	42	20	15	35	25	18	43	79	78	157	
1	CHILDREN OF MARY IMMACULATE COLLEGE	6	14	20	15	16	31	19	27	46	32	31	63	72	88	160	
1	EMMAUS CHRISTIAN SCHOOLS, INC.	35	36	71	57	49	106	49	39	88	46	49	95	187	173	360	
1	JEREMIAH CHRISTIAN ACADEMY OF MALINTA, INC.	9	3	12	5	6	11	5	4	9	6	5	11	25	18	43	
1	LA CONSOLACION COLLEGE VALENZUELA	7	12	19	16	18	34	26	23	49	18	20	38	67	73	140	
1	MARY IMMACULATE SCHOOL OF VALENZUELA, INC.	11	9	20	8	6	14	13	11	24	7	6	13	39	32	71	
1	MESSIAH SCHOOL FOUNDATION, INCORPORATED	2	0	2	1	3	4	0	1	1	0	0	0	3	4	7	
1	MIRIAM'S ACADEMY OF VALENZUELA INC.	3	3	6	2	1	3	2	0	2	1	1	2	8	5	13	
1	NUESTRA SEÑORA DE GUIA ACADEMY	46	51	97	60	49	109	66	52	118	49	41	90	221	193	414	
1	SAN DIEGO PAROCHIAL SCHOOL	72	77	149	75	90	165	82	90	172	66	80	146	295	337	632	
1	ST. MICHAEL SCHOOL OF CANUMAY, INC.	16	15	31	20	18	38	14	19	33	18	15	33	68	67	135	
SUB-TOTAL		226	243	469	284	288	572	301	286	587	272	277	549	1083	1094	2177	0.00

DISTRICT	SCHOOL NAME	GRADE 7			GRADE 8			GRADE 9 (YEAR 3)			GRADE 10 (YEAR 4)			TOTAL		GRAND TOTAL	GENDER PARITY INDEX
		MALE	FEMALE	TOTAL	MALE	FEMALE	TOTAL	MALE	FEMALE	TOTAL	MALE	FEMALE	TOTAL	MALE	FEMALE		
2	COLEGIO DE STA. CECILIA	11	20	31	13	16	29	14	15	29	10	7	17	48	58	106	
2	DIVINE WORD COLLEGE OF VALENZUELA	14	4	18	6	7	13	8	9	17	15	7	22	43	27	70	
2	JULIEVER ACADEMY	8	2	10	13	11	24	13	13	26	22	21	43	56	47	103	
2	MONTESSORI ACADEMY OF VALENZUELA	30	19	49	14	19	33	18	17	35	21	12	33	83	67	150	
2	NEW PRONDON ACADEMY OF VALENZUELA	51	37	88	36	26	62	36	38	74	37	34	71	160	135	295	
2	OUR LADY OF FATIMA UNIVERSITY	14	16	30	25	25	50	35	41	76	28	20	48	102	102	204	
2	OUR LADY OF LOURDES COLLEGE	94	96	190	119	118	237	136	143	279	97	143	240	446	500	946	
2	SAINT MARY'S ANGELS COLLEGE OF VALENZUELA	19	23	42	35	47	82	28	28	56	24	27	51	106	125	231	
2	SAINT MICHAEL ACADEMY OF VALENZUELA BAGBAGUIN	15	5	20	6	2	8	5	3	8	9	10	19	35	20	55	
2	ST. BERNADETTE COLLEGE OF VALENZUELA	137	162	299	191	226	417	210	193	403	185	169	354	723	750	1473	
2	ST. CATHERINE COLLEGE OF VALENZUELA INC.	36	39	75	49	48	97	50	57	107	50	63	113	185	207	392	
2	ST. GREGORY COLLEGE OF VALENZUELA	21	18	39	22	22	44	23	25	48	12	5	17	78	70	148	
2	ST. JOSEPH ACADEMY OF VALENZUELA	18	16	34	27	24	51	28	25	53	27	15	42	100	80	180	
2	ST. LOUIS COLLEGE OF VALENZUELA - MAIN	81	88	169	102	144	246	115	127	242	112	117	229	410	476	886	
2	ST. THERESE OF THE CHILD JESUS KIDZ ACADEMY	46	28	74	36	31	67	47	32	79	42	39	81	171	130	301	
2	STO. ROSARIO MONTESSORI SCHOOL	37	36	73	23	35	58	32	39	71	36	26	62	128	136	264	
2	WORDS OF WISDOM CHRISTIAN ACADEMY	11	11	22	22	23	45	4	7	11	9	8	17	46	49	95	
SUB-TOTAL		643	620	1263	739	824	1563	802	812	1614	736	723	1459	2920	2979	5899	0
TOTAL		869	863	1732	1023	1112	2135	1103	1098	2201	1008	1000	2008	4003	4073	8076	0

SOURCE: DEPARTMENT OF EDUCATION, VALENZUELA CITY



TABLE 117. SECONDARY PUBLIC SCHOOLS DROP-OUT STATISTICS

DISTRICT	SCHOOL ID	SCHOOL NAME	GRADE 7		GRADE 8		GRADE 9		GRADE 10		NON GRADED		GRAND TOTAL		
			MALE	FEMALE	MALE	FEMALE	MALE	FEMALE	MALE	FEMALE	MALE	FEMALE	MALE	FEMALE	TOTAL
1	305436	POLO NATIONAL HIGH SCHOOL	4	3	1	0	1	0	2	5	0	0	8	8	16
1	305437	DALANDANAN NATIONAL HIGH SCHOOL	7	7	3	1	3	3	5	6	0	0	18	17	35
1	305438	MALINTA NATIONAL HIGH SCHOOL	30	21	17	16	7	3	26	17	0	0	80	57	137
1	305439	CANUMAY WEST NATIONAL HIGH SCHOOL	10	7	24	11	13	6	13	4	0	0	60	28	88
1	305440	LAWANG BATO NATIONAL HIGH SCHOOL	0	0	0	0	0	0	0	0	0	0	0	0	0
1	305567	LINGUNAN NATIONAL HIGH SCHOOL	5	0	1	0	0	0	0	0	0	0	6	0	6
1	305705	DISIPLINA VILLAGE-BIGNAY NATIONAL HIGH SCHOOL	0	0	2	1	3	0	0	0	0	0	5	1	6
1	305706	MALANDAY NATIONAL HIGH SCHOOL	1	0	0	0	0	0	0	0	0	0	1	0	1
1	305707	VEINTE REALES NATIONAL HIGH SCHOOL	6	2	10	5	6	3	0	1	0	0	22	11	33
1	320401	VALENZUELA CITY SCHOOL OF MATHEMATICS AND SCIENCE	0	0	0	0	0	0	0	0	0	0	0	0	0
1	320402	VICENTE TRINIDAD NATIONAL HIGH SCHOOL (PUNTURIN NHS)	0	0	1	0	0	0	0	0	0	0	1	0	1
1	320404	BIGNAY NATIONAL HIGH SCHOOL	3	0	6	2	5	3	9	2	0	0	23	7	30
1	320405	ARKONG BATO NATIONAL HIGH SCHOOL (P. R. SAN DIEGO ANNEX)	2	0	0	0	0	0	1	1	0	0	3	1	4
1	320406	CANUMAY EAST NATIONAL HIGH SCHOOL	8	4	8	2	4	6	11	7	0	0	31	19	50
1	320407	WAWANG PULO NATIONAL HIGH SCHOOL	0	0	0	0	1	0	0	0	0	0	1	0	1
SUB-TOTAL			76	44	73	38	43	24	67	43	0	0	259	149	408

DISTRICT	SCHOOL ID	SCHOOL NAME	GRADE 7		GRADE 8		GRADE 9		GRADE 10		NON GRADED		GRAND TOTAL		
			MALE	FEMALE	MALE	FEMALE	MALE	FEMALE	MALE	FEMALE	MALE	FEMALE	MALE	FEMALE	TOTAL
2	305441	VALENZUELA NHS	4	1	0	0	5	0	4	2	0	0	13	3	16
2	305442	PARADA NHS	11	2	6	2	11	5	10	8	0	0	38	17	55
2	305443	GEN. TIBURCIO DE LEON NATIONAL HIGH SCHOOL	4	5	14	10	20	9	4	2	0	0	42	26	68
2	305444	MAYSAN NATIONAL HIGH SCHOOL	2	2	8	8	2	4	5	5	0	0	17	19	36
2	305445	CARUHATAN NATIONAL HIGH SCHOOL	2	0	2	3	1	1	0	0	0	0	5	4	9
2	305446	SITERO FRANCISCO MEM. NHS	12	6	27	11	23	11	16	11	0	0	78	39	117
2	305566	JUSTICE ELIEZER R. DE LOS SANTOS HIGH SCHOOL	7	3	6	5	8	4	1	4	0	0	22	16	38
2	305568	PASO DE BLAS NATIONAL HIGH SCHOOL	1	1	1	0	7	4	1	3	0	0	10	8	18
2	320403	MAPULANG LUPA NHS	0	0	0	0	0	0	0	0	0	0	0	0	0
2	320408	BAGBAGUIN NATIONAL HIGH SCHOOL	2	0	4	1	3	1	4	4	0	0	13	6	19
SUB TOTAL			45	20	68	40	80	39	45	39	0	0	238	138	376
TOTAL			121	64	141	78	123	63	112	82	0	0	497	287	784

SOURCE: DEPARTMENT OF EDUCATION, VALENZUELA CITY



Ecological Profile 2021

TABLE 118. SECONDARY PRIVATE SCHOOLS DROP-OUT STATISTICS

DISTRICT	SCHOOL ID	SCHOOL NAME	GRADE 7		GRADE 8		GRADE 9		GRADE 10		NON GRADED		GRAND TOTAL		
			MALE	FEMALE	MALE	FEMALE	MALE	FEMALE	MALE	FEMALE	MALE	FEMALE	MALE	FEMALE	TOTAL
1	481058	ACADEMIA DE SAN GABRIEL OF VALENZUELA, INC.	0	0	0	0	0	0	0	0	0	0	0	0	0
1	487037	BIBLE INSTITUTE FOR THE DEAF (SPED)	0	0	0	0	0	0	0	0	0	0	0	0	0
1	407178	BOBBY & KATES ACADEMY	0	0	0	0	0	0	0	0	0	0	0	0	0
1	407179	CHARIS CHRISTIAN SCHOOL OF VAL., INC.	1	0	0	0	0	0	2	0	0	0	3	0	0
1	407153	CHILDREN OF MARY IMMACULATE COLLEGE	0	0	0	0	0	0	0	0	0	0	0	0	0
1	487042	DIVINE MERCY ACADEMY OF VALENZUELA MM., INC.	0	0	0	0	0	0	0	0	0	0	0	0	0
1	407166	EMMAUS CHRISTIAN SCHOOLS, INC.	0	0	0	0	0	0	0	0	0	0	0	0	0
1	487012	JEREMIAH CHRISTIAN ACADEMY OF MALINTA, INC.	0	0	0	0	0	0	0	0	0	0	0	0	0
1	407161	LA CONSOLACION COLLEGE VALENZUELA	0	0	0	0	0	0	0	0	0	0	0	0	0
1	407159	MARY IMMACULATE SCHOOL OF VALENZUELA	0	0	0	0	0	0	0	0	0	0	0	0	0
1	487014	MESSIAH SCHOOL FOUNDATION, INC.	0	0	0	0	0	0	0	0	0	0	0	0	0
1	407173	MIRIAM'S ACADEMY OF VALENZUELA, INC.	0	0	0	0	0	0	0	0	0	0	0	0	0
1	487020	NUESTRA SENORA DE GUIA ACADEMY	0	0	0	0	0	0	0	0	0	0	0	0	0
1	407172	SAN DIEGO PAROCHIAL SCHOOL	0	0	0	0	0	0	1	0	0	0	1	1	1
1	407188	ST. JOSEPH SCHOOL OF LAWANG BATO, INC.	0	0	0	0	0	0	1	0	0	0	1	0	1
1	487024	ST. MICHAEL ACADEMY OF VALENZUELA, INC. (MALINTA BRANCH)	0	0	0	1	0	0	0	0	0	0	0	1	1
1	487015	ST. MICHAEL SCHOOL OF CANUMAY, INC.	0	0	0	0	0	0	0	0	0	0	0	0	0
SUB-TOTAL			1	0	0	1	0	0	3	1	0	0	4	2	3

DISTRICT	SCHOOL ID	SCHOOL NAME	GRADE 7		GRADE 8		GRADE 9		GRADE 10		NON GRADED		GRAND TOTAL		
			MALE	FEMALE	MALE	FEMALE	MALE	FEMALE	MALE	FEMALE	MALE	FEMALE	MALE	FEMALE	TOTAL
2	407181	COLEGIO DE STA. CECILIA	0	0	0	0	0	0	0	0	0	0	0	0	0
2	487013	CORINTHIAN SCHOOL, INC.	0	0	0	0	0	0	0	0	0	0	0	0	0
2	407156	DIVINE WORD COLLEGE OF VALENZUELA INC.	0	0	1	0	0	0	0	0	0	0	1	0	1
2	407195	JULIEVER ACADEMY	0	0	0	0	0	0	0	0	0	0	0	0	0
2	407183	MONTESSORI ACADEMY OF VALENZUELA	0	0	0	0	0	0	0	0	0	0	0	0	0
2	487005	NEW PRODDON ACADEMY OF VALENZUELA	0	0	0	0	0	0	0	0	0	0	0	0	0
2	487048	OUR LADY OF FATIMA UNIVERSITY, INC.	0	0	0	0	0	0	0	0	0	0	0	0	0
2	407184	OUR LADY OF LOURDES COLLEGE	1	0	1	0	1	0	1	0	0	0	3	1	4
2	407163	SAINT MARY'S ANGELS COLLEGE OF VALENZUELA	0	0	0	0	0	0	0	0	0	0	0	0	0
2	407185	ST. BERNADETTE COLLEGE OF VALENZUELA	0	0	0	0	0	0	0	0	0	0	0	0	0
2	407186	ST. CATHERINE COLLEGE OF VALENZUELA, INC.	0	0	0	0	0	0	0	1	0	0	0	1	1
2	487031	ST. GREGORY COLLEGE OF VALENZUELA	0	0	0	0	0	0	0	0	0	0	0	0	0
2	407187	ST. JOSEPH ACADEMY OF VALENZUELA	1	0	1	0	0	0	0	0	0	0	2	0	2
2	407162	ST. LOUIS COLLEGE OF VALENZUELA - MAIN	0	0	0	0	0	0	0	0	0	0	0	0	0
2	407164	ST. MICHAEL ACADEMY- MAIN BAGBAGUIN BRANCH	0	0	0	0	0	0	0	0	0	0	0	0	0
2	407189	ST. TERESE OF THE CHILD JESUS KIDZ ACADEMY INC.	1	0	1	0	0	0	0	0	0	0	2	0	2
2	407203	STO. ROSARIO MONTESSORI SCHOOL INC.	0	0	0	0	0	0	0	0	0	0	0	0	0
2	407204	VALENZUELA CHRISTIAN SCHOOL	0	0	0	0	0	0	0	0	0	0	0	0	0
2	487004	WORDS OF WISDOM CHRISTIAN ACADEMY	0	0	0	0	0	0	0	0	0	0	0	0	0
SUB-TOTAL			3	0	4	0	1	0	2	0	0	0	8	2	10
TOTAL			4	0	4	1	1	0	3	3	0	0	12	4	13

SOURCE: DEPARTMENT OF EDUCATION, VALENZUELA CITY



TABLE 119. SECONDARY PUBLIC SCHOOLS PROMOTEE STATISTICS

DISTRICT	SCHOOL ID	SCHOOL NAME	GRADE 7		GRADE 8		GRADE 9		GRADE 10		GRAND TOTAL		
			MALE	FEMALE	MALE	FEMALE	MALE	FEMALE	MALE	FEMALE	MALE	FEMALE	TOTAL
1	305436	POLO NATIONAL HIGH SCHOOL	462	453	351	372	380	438	349	411	1542	1674	3216
1	305437	DALANDANAN NATIONAL HIGH SCHOOL	328	274	297	297	329	316	319	310	1273	1197	2470
1	305438	MALINTA NATIONAL HIGH SCHOOL	492	511	390	451	360	438	342	420	1584	1820	3404
1	305439	CANUMAY WEST NATIONAL HIGH SCHOOL	196	192	202	201	169	179	152	191	719	763	1482
1	305440	LAWANG BATO NATIONAL HIGH SCHOOL	373	339	348	325	320	327	316	363	1357	1354	2711
1	305567	LINGUNAN NATIONAL HIGH SCHOOL	218	196	196	199	226	190	203	233	843	818	1661
1	305705	DISIPLINA VILLAGE-BIGNAY NATIONAL HIGH SCHOOL	151	173	138	119	137	127	114	114	540	533	1073
1	305706	MALANDAY NATIONAL HIGH SCHOOL	222	215	176	165	216	188	205	189	819	757	1576
1	305707	VEINTE REALES NATIONAL HIGH SCHOOL	159	147	174	163	142	139	128	141	603	590	1193
1	320401	VALENZUELA CITY SCHOOL OF MATHEMATICS AND SCIENCE	110	130	84	138	100	117	85	124	379	509	888
1	320402	VICENTE TRINIDAD NATIONAL HIGH SCHOOL (PUNTURIN NHS)	159	170	197	182	180	176	169	175	705	703	1408
1	320404	BIGNAY NATIONAL HIGH SCHOOL	363	332	399	369	370	406	336	336	1468	1443	2911
1	320405	ARKONG BATO NATIONAL HIGH SCHOOL (P.R. SAN DIEGO ANNEX)	137	117	124	128	118	120	100	129	479	494	973
1	320406	CANUMAY EAST NATIONAL HIGH SCHOOL	104	158	120	133	135	108	100	112	459	511	970
1	320407	WAWANG PULO NATIONAL HIGH SCHOOL	111	95	85	78	111	82	107	106	414	361	775
SUB-TOTAL			3585	3502	3281	3320	3293	3351	3025	3354	13184	13527	26711

DISTRICT	SCHOOL ID	SCHOOL NAME	GRADE 7		GRADE 8		GRADE 9		GRADE 10		GRAND TOTAL		
			MALE	FEMALE	MALE	FEMALE	MALE	FEMALE	MALE	FEMALE	MALE	FEMALE	TOTAL
2	305441	VALENZUELA NHS	512	568	462	485	459	448	452	436	1885	1937	3822
2	305442	PARADA NHS	162	146	164	148	124	177	114	142	564	613	1177
2	305443	GEN. TIBURCIO DE LEON NATIONAL HIGH SCHOOL	609	643	572	611	526	554	493	496	2200	2304	4504
2	305444	MAYSAN NATIONAL HIGH SCHOOL	195	202	187	192	179	204	186	201	747	799	1546
2	305445	CARUHATAN NATIONAL HIGH SCHOOL	210	201	185	167	158	159	154	161	707	688	1395
2	305446	SITERO FRANCISCO MEM. NHS	335	377	296	336	293	341	274	304	1198	1358	2556
2	305566	JUSTICE ELIEZER R. DE LOS SANTOS HIGH SCHOOL	172	154	179	181	191	205	194	170	736	710	1446
2	305568	PASO DE BLAS NATIONAL HIGH SCHOOL	202	233	200	183	182	194	114	120	698	730	1428
2	320403	MAPULANG LUPA NHS	170	148	154	158	138	134	138	153	600	593	1193
2	320408	BAGBAGUIN NATIONAL HIGH SCHOOL	219	186	189	204	180	199	167	185	755	774	1529
SUB-TOTAL			2786	2858	2588	2665	2430	2615	2286	2368	10090	10506	20596
TOTAL			6371	6360	5869	5985	5723	5966	5311	5722	23274	24033	47307

SOURCE: DEPARTMENT OF EDUCATION, VALENZUELA CITY



TABLE 120. SECONDARY PRIVATE SCHOOLS PROMOTEE STATISTICS

DISTRICT	SCHOOL ID	SCHOOL NAME	GRADE 7		GRADE 8		GRADE 9		GRADE 10		GRAND TOTAL		
			MALE	FEMALE	MALE	FEMALE	MALE	FEMALE	MALE	FEMALE	MALE	FEMALE	TOTAL
1	487037	BIBLE INSTITUTE FOR THE DEAF -SPED	1	0	1	1	1	0	1	1	4	2	6
1	407178	BOBBY & KATES ACADEMY	1	4	9	6	5	5	4	11	19	26	45
1	407179	CHARIS CHRISTIAN SCHOOL OF VAL., INC.	18	22	19	27	23	17	32	20	92	86	178
1	407153	CHILDREN OF MARY IMMACULATE COLLEGE	6	15	16	15	19	29	32	30	73	89	162
1	410053	CLAREMONT SCHOOL OF VALENZUELA CITY INC.	6	1	0	0	0	0	0	0	6	1	7
1	487042	DIVINE MERCY ACADEMY OF VALENZUELA MM., INC.	3	3	7	2	3	5	0	1	13	11	24
1	407166	EMMAUS CHRISTIAN SCHOOLS, INC.	35	36	58	49	50	40	46	49	189	174	363
1	487012	JEREMIAH CHRISTIAN ACADEMY OF MALINTA, INC.	9	3	5	6	7	6	7	6	28	21	49
1	407159	MARY IMMACULATE SCHOOL OF VALENZUELA	12	9	8	6	13	11	7	6	40	32	72
1	407173	MIRIAM'S ACADEMY OF VALENZUELA, INC.	3	3	2	1	2	0	1	1	8	5	13
1	487020	NUESTRA SENORA DE GUIA ACADEMY	49	49	61	48	68	52	47	42	225	191	416
1	407172	SAN DIEGO PAROCHIAL SCHOOL	72	77	75	90	82	90	66	79	295	336	631
1	407188	ST. JOSEPH SCHOOL OF LAWANG BATO, INC.	47	35	49	31	37	38	44	40	177	144	321
1	487024	ST. MICHAEL ACADEMY OF VALENZUELA, INC. (MALINTA BRANCH)	11	6	11	10	19	9	11	4	52	29	81
1	487015	ST. MICHAEL SCHOOL OF CANUMAY, INC.	16	16	20	19	19	21	18	15	73	71	144
SUB-TOTAL			289	279	341	311	348	323	316	305	1294	1218	2512
DISTRICT	SCHOOL ID	SCHOOL NAME	GRADE 7		GRADE 8		GRADE 9		GRADE 10		GRAND TOTAL		
			MALE	FEMALE	MALE	FEMALE	MALE	FEMALE	MALE	FEMALE	MALE	FEMALE	TOTAL
2	487013	CORINTHIAN SCHOOL, INC.	55	58	46	69	54	60	58	60	213	247	460
2	407156	DIVINE WORD COLLEGE OF VALENZUELA INC.	14	4	6	7	8	9	14	7	42	27	69
2	407195	JULIEVER ACADEMY	9	2	15	11	11	14	22	23	57	50	107
2	407183	MONTESSORI ACADEMY OF VALENZUELA	30	19	14	19	18	17	21	12	83	67	150
2	487005	NEW PRONDON ACADEMY OF VALENZUELA	50	39	18	14	36	39	36	34	140	126	266
2	487048	OUR LADY OF FATIMA UNIVERSITY, INC.	15	20	28	30	36	44	29	26	108	120	228
2	407184	OUR LADY OF LOURDES COLLEGE	89	88	114	115	137	141	100	142	440	486	926
2	407163	SAINT MARY'S ANGELS COLLEGE OF VALENZUELA	19	22	32	46	26	28	23	27	100	123	223
2	407186	ST. CATHERINE COLLEGE OF VALENZUELA, INC.	37	39	50	45	51	56	51	63	189	203	392
2	487031	ST. GREGORY COLLEGE OF VALENZUELA	19	13	22	20	24	25	12	5	77	63	140
2	407187	ST. JOSEPH ACADEMY OF VALENZUELA	22	15	29	27	28	33	31	22	110	97	207
2	407164	ST. MICHAEL ACADEMY- MAIN BAGBAGUIN BRANCH	4	6	13	4	3	2	7	3	27	15	42
2	407189	ST. THERESE OF THE CHILD JESUS KIDZ ACADEMY INC.	43	28	37	33	44	32	41	39	165	132	297
2	407203	STO. ROSARIO MONTESSORI SCHOOL INC.	38	34	23	35	31	39	36	26	128	134	262
2	487004	WORDS OF WISDOM CHRISTIAN ACADEMY	10	13	15	16	7	8	13	13	45	50	95
SUB-TOTAL			376	336	395	404	441	464	400	412	1612	1616	3228
TOTAL			665	615	736	715	789	787	716	717	2906	2834	5740

SOURCE: DEPARTMENT OF EDUCATION, VALENZUELA CITY



TABLE 121. SECONDARY PUBLIC SCHOOLS REPEATERS STATISTICS

DISTRICT	SCHOOL ID	SCHOOL NAME	GRADE 7		GRADE 8		GRADE 9		GRADE 10		GRAND TOTAL		
			MALE	FEMALE	MALE	FEMALE	MALE	FEMALE	MALE	FEMALE	MALE	FEMALE	TOTAL
1	305436	Polo National High School	26	4	23	7	25	9	4	4	78	24	102
1	305437	Dalandanan National High School	44	8	6	2	14	7	14	9	78	26	104
1	305438	Malinta National High School	14	5	24	11	8	10	10	6	56	32	88
1	305439	Canumay West National High School	15	6	19	5	16	4	4	2	54	17	71
1	305440	Lawang Bato National High School	1	0	3	1	1	0	0	0	5	1	6
1	305567	Lingunan National High School	1	1	3	2	5	1	3	1	12	5	17
1	320401	Valenzuela City School of Mathematics and Science	0	0	1	0	0	0	0	0	1	0	1
1	320402	Vicente Trinidad National High School (Punturin NHS)	3	1	4	2	2	0	3	2	12	5	17
1	320404	Bignay National High School	18	11	23	8	7	8	13	10	61	37	98
1	320405	Arkong Bato National High School (P.R. San Diego Annex)	4	0	1	0	1	0	0	2	6	2	8
1	320406	Canumay East National High School	15	5	10	3	12	5	2	1	39	14	53
1	320407	Wawang Pulo National High School	0	0	0	0	0	0	0	0	0	0	0
SUB-TOTAL			141	41	117	41	91	44	53	37	402	163	565

DISTRICT	SCHOOL ID	SCHOOL NAME	GRADE 7		GRADE 8		GRADE 9		GRADE 10		GRAND TOTAL		
			MALE	FEMALE	MALE	FEMALE	MALE	FEMALE	MALE	FEMALE	MALE	FEMALE	TOTAL
2	305441	Valenzuela NHS	0	2	3	0	0	2	2	1	5	5	10
2	305442	Parada NHS	9	2	22	12	9	9	12	6	52	29	81
2	305443	Gen. Tiburcio de Leon National High School	24	6	16	9	25	14	7	1	72	30	102
2	305444	Maysan National High School	9	1	7	3	1	2	0	0	17	6	23
2	305445	Caruhatan National High School	19	4	12	4	9	6	6	10	46	24	70
2	305446	Sitero Francisco Mem. NHS	6	3	12	6	26	7	6	3	50	19	69
2	305566	Justice Eliezer R. De Los Santos High School	11	6	25	12	11	4	6	3	53	25	78
2	305568	Paso De Blas National High School	7	1	5	3	16	2	2	4	30	10	40
2	320403	Mapulang Lupa NHS	5	1	5	3	7	2	1	3	18	9	27
2	320408	Bagbaguin National High School	5	2	3	2	11	3	2	1	21	8	29
SUB-TOTAL			95	28	110	54	115	51	44	32	364	165	529
TOTAL			236	69	227	95	206	95	97	69	766	328	1094

SOURCE: DEPARTMENT OF EDUCATION, VALENZUELA CITY



TABLE 122. SECONDARY PRIVATE SCHOOLS REPEATERS STATISTICS

DISTRICT	SCHOOL ID	SCHOOL NAME	GRADE 7		GRADE 8		GRADE 9		GRADE 10		GRAND TOTAL		
			MALE	FEMALE	MALE	FEMALE	MALE	FEMALE	MALE	FEMALE	MALE	FEMALE	TOTAL
1	481058	ACADEMIA DE SAN GABRIEL OF VALENZUELA, INC.	0	0	0	0	0	0	0	0	0	0	0
1	487037	BIBLE INSTITUTE FOR THE DEAF -SPED	0	0	0	0	0	0	0	0	0	0	0
1	407178	BOBBY AND KATES ACADEMY	0	0	0	0	0	0	0	0	0	0	0
1	407179	CHARIS CHRISTIAN SCHOOL OF VAL., INC.	0	0	0	0	0	0	0	0	0	0	0
1	407153	CHILDREN OF MARY IMMACULATE COLLEGE	0	0	0	0	0	0	0	0	0	0	0
1	487042	DIVINE MERCY ACADEMY OF VALENZUELA MM., INC.	0	0	0	0	0	0	0	0	0	0	0
1	407166	EMMAUS CHRISTIAN SCHOOLS, INC.	0	0	0	0	0	0	0	0	0	0	0
1	487012	JEREMIAH CHRISTIAN ACADEMY OF MALINTA, INC.	0	0	0	0	0	0	0	0	0	0	0
1	407161	LA CONSOLACION COLLEGE VALENZUELA	0	0	0	0	0	0	0	0	0	0	0
1	407159	MARY IMMACULATE SCHOOL OF VALENZUELA	0	0	0	0	0	0	0	0	0	0	0
1	487014	MESSIAH SCHOOL FOUNDATION , INC.	0	0	0	0	0	0	0	0	0	0	0
1	407173	MIRIAM'S ACADEMY OF VALENZUELA INC.	0	0	0	0	0	0	0	0	0	0	0
1	487020	NUUESTRA SENORA DE GUIA ACADEMY	0	0	0	0	0	0	0	0	0	0	0
1	407172	SAN DIEGO PAROCHIAL SCHOOL	0	0	0	0	0	0	0	0	0	0	0
1	407188	ST. JOSEPH SCHOOL OF LAWANG BATO, INC.	0	0	0	0	0	0	0	0	0	0	0
1	487024	ST. MICHAEL ACADEMY - MALINTA BRANCH	0	0	0	0	0	0	0	0	0	0	0
1	487015	ST. MICHAEL SCHOOL OF CANUMAY, INC.	0	0	0	0	0	0	0	0	0	0	0
SUB-TOTAL			0	0	0	0	0	0	0	0	0	0	0
DISTRICT	SCHOOL ID	SCHOOL NAME	GRADE 7		GRADE 8		GRADE 9		GRADE 10		GRAND TOTAL		
			MALE	FEMALE	MALE	FEMALE	MALE	FEMALE	MALE	FEMALE	MALE	FEMALE	TOTAL
2	407181	COLEGIO DE STA. CECILIA	0	0	0	0	0	0	0	0	0	0	0
2	487013	CORINTHIAN SCHOOL, INC.	0	0	0	0	0	0	0	0	0	0	0
2	407156	DIVINE WORD COLLEGE OF VALENZUELA INC.	0	0	0	0	0	0	0	0	0	0	0
2	407195	JULIEVER ACADEMY	0	0	0	0	0	0	0	0	0	0	0
2	407183	MONTESSORI ACADEMY OF VALENZUELA	0	0	0	0	0	0	0	0	0	0	0
2	487005	NEW PRODON ACADEMY OF VALENZUELA	0	0	0	0	0	0	0	0	0	0	0
2	487048	OUR LADY OF FATIMA UNIVERSITY, INC.	0	0	0	0	0	0	0	0	0	0	0
2	407184	OUR LADY OF LOURDES COLLEGE	0	0	0	0	0	0	0	0	0	0	0
2	487016	POLYLOVE ACADEMY	0	0	0	0	0	0	0	0	0	0	0
2	407163	SAINT MARY'S ANGELS COLLEGE OF VALENZUELA	0	0	0	0	0	0	0	0	0	0	0
2	407185	ST. BERNADETTE COLLEGE OF VALENZUELA	0	0	0	0	0	0	0	0	0	0	0
2	407186	ST. CATHERINE COLLEGE OF VALENZUELA, INC.	0	0	0	0	0	0	0	0	0	0	0
2	487031	ST. GREGORY COLLEGE OF VALENZUELA	0	0	0	0	0	0	0	0	0	0	0
2	407187	ST. JOSEPH ACADEMY OF VALENZUELA	0	0	0	0	0	0	0	0	0	0	0
2	407162	ST. LOUIS COLLEGE OF VALENZUELA	0	0	0	0	0	0	0	0	0	0	0
2	407164	ST. MICHAEL ACADEMY- MAIN BAGBAGUIN BRANCH	0	0	0	0	0	0	0	0	0	0	0
2	407202	ST. PAUL CHRISTIAN SCHOOL	0	0	0	0	0	0	0	0	0	0	0
2	407189	ST. TERESE OF THE CHILD JESUS KIDS ACADEMY	0	0	0	0	0	0	0	0	0	0	0
2	407203	STO. ROSARIO MONTESSORI SCHOOL INC.	0	0	0	0	0	0	0	0	0	0	0
2	407204	VALENZUELA CHRISTIAN SCHOOL	0	0	0	0	0	0	0	0	0	0	0
2	487004	WORDS OF WISDOM CHRISTIAN ACADEMY	0	0	0	0	0	0	0	0	0	0	0
SUB-TOTAL			0	0	0	0	0	0	0	0	0	0	0
TOTAL			0	0	0	0	0	0	0	0	0	0	0

SOURCE: DEPARTMENT OF EDUCATION, VALENZUELA CITY



City Government of Valenzuela

Ecological Profile 2021

2.3. TERTIARY SCHOOLS STATISTICS

**TABLE 123. CHILDREN OF MARY IMMACULATE COLLEGE ENROLLMENT STATISTICS**

ELEMENTARY			
GRADE LEVEL	MALE	FEMALE	TOTAL
KINDERGARTEN	1	5	6
GRADE 1	5	4	9
GRADE 2	3	1	4
GRADE 3	5	8	13
GRADE 4	8	5	13
GRADE 5	7	10	17
GRADE 6	8	10	18
GRAND TOTAL	37	42	80

SECONDARY			
GRADE LEVEL	MALE	FEMALE	TOTAL
GRADE 7	19	14	33
GRADE 8	6	14	20
GRADE 9	18	15	33
GRADE 10	18	28	46
GRAND TOTAL	61	71	132

FIRST SEMESTER A.Y.2021-2022					
DEGREE / PROGRAM	YEAR LEVEL				TOTAL
	FIRST	SECOND	THIRD	FOURTH	
BSBA	20	8	29	6	63
BEED	12	3	10	-	25
BSED	9	9	12	5	35
GRAND TOTAL	41	20	51	11	123

SOURCE: CHILDREN OF MARY IMMACULATE COLLEGE

**TABLE 124. ST. LOUIS COLLEGE OF VALENZUELA ENROLLMENT STATISTICS**

ELEMENTARY			
LEVEL	MALE	FEMALE	TOTAL NO. OF ENROLLEES
JUNIOR KINDER	7	13	20
SENIOR KINDER	25	28	53
GRADE 1	31	28	59
GRADE 2	51	37	88
GRADE 3	50	44	94
GRADE 4	37	45	82
GRADE 5	59	48	107
GRADE 6	47	54	101
TOTAL	307	297	604

JHS			
LEVEL	MALE	FEMALE	TOTAL NO. OF ENROLLEES
GRADE 7	78	112	190
GRADE 8	89	90	179
GRADE 9	98	142	240
GRADE 10	114	126	240
TOTAL	379	470	849

SHS FIRST SEMESTER			
LEVEL	STRAND	MALE	FEMALE
GRADE 11	GA	29	21
	STEM	52	32
	ABM	22	29
TOTAL		103	82
GRADE 12	GA	10	13
	STEM	59	55
	ABM	34	42
TOTAL		103	110
GRAND TOTAL		206	192

SHS SECOND SEMESTER					
TOTAL NO. OF ENROLLEES	LEVEL	STRAND	MALE	FEMALE	TOTAL NO. OF ENROLLEES
50	GRADE 11	GA	29	21	50
84		STEM	52	32	84
51		ABM	22	29	51
185	TOTAL		103	82	185
23	GRADE 12	GA	10	13	23
114		STEM	59	55	114
76		ABM	34	42	76
213	TOTAL		103	110	213
398	GRAND TOTAL		206	192	398

COLLEGE					
COURSE/DEGREE/PROGRAM	YEAR LEVEL				TOTAL NO. OF ENROLLEES
	1ST	2ND	3RD	4TH	
BS COMPUTER SCIENCE	12	9	13	1	35
BSBA-ACCOUNTING	NOT OFFERED				
BSBA- MANAGEMENT	0	0	0	3	3
BSBA- BANKING AND FINANCE	0	0	0	1	1
BS HOTEL AND RESTAURANT MANAGEMENT	NOT OFFERED				
BS ACCOUNTING INFO. SYSTEM	14	6	13	17	50
BS ACCOUNTING TECH	0	0	0	6	6
BSBA HUMAN RESOURCE MNG'T	9	5	5	17	36
BSBA FINANCIAL MANAGEMENT	22	27	22	42	113
BSBA MARKETING	21	25	43	0	89
BS OFFICE ADMINISTRATION	9	4	3	0	16
BS HOSPITALITY MANAGEMENT	20	7	8	22	57
ASSOCIATE IN COMPUTER TECHNOLOGY	NOT OFFERED				
TOTAL	107	83	107	109	406

SOURCE: ST. LOUIS COLLEGE OF VALENZUELA

**TABLE 125. ST. LOUIS COLLEGE OF VALENZUELA GRADUATE STATISTICS**

COURSE/DEGREE/PROGRAM	FIRST SEMESTER	SECOND SEMESTER SY 2020-2021	TOTAL NO. OF GRADUATES
BS COMPUTER SCIENCE	NO GRADUATION FOR 1ST SEM	1	1
BSBA-ACCOUNTING		NOT OFFERED	NOT OFFERED
BSBA- MANAGEMENT		1	1
BSBA- BANKING AND FINANCE		0	0
BS HOTEL AND RESTAURANT MANAGEMENT		NOT OFFERED	NOT OFFERED
BS ACCOUNTING INFO. SYSTEM		6	6
BS ACCOUNTING TECH		6	6
BSBA HUMAN RESOURCE MNG'T		4	4
BSBA FINANCIAL MANAGEMENT		0	0
BSBA MARKETING		0	0
BS OFFICE ADMINISTRATION		1	1
BS HOSPITALITY MANAGEMENT		0	0
ASSOCIATE IN COMPUTER TECHNOLOGY		NOT OFFERED	NOT OFFERED
TOTAL		0	19

SOURCE: ST. LOUIS COLLEGE OF VALENZUELA

**TABLE 126. PAMANTASAN NG LUNGSOD NG VALENZUELA ENROLLMENT STATISTICS**

SHS FIRST SEMESTER A.Y. 2020-2021			
TRACK / STRAND	GRADE LEVEL		TOTAL
	GRADE 11	GRADE 12	
ACADEMIC TRACKS			
ACCOUNTANCY, BUSINESS AND MANAGEMENT (ABM) STRAND	223	300	523
GENERAL ACADEMIC (GA) STRAND	47	79	126
HUMANITIES AND SOCIAL SCIENCES (HUMSS) STRAND	220	156	376
SCIENCE, TECHNOLOGY, ENGINEERING AND MATHEMATICS (STEM) STRAND	512	468	980
ARTS AND DESIGN TRACK	30	25	55
TOTAL	1032	1028	2060

SHS SECOND SEMESTER A.Y. 2020-2021			
TRACK / STRAND	GRADE LEVEL		TOTAL
	GRADE 11	GRADE 12	
ACADEMIC TRACKS			
ACCOUNTANCY, BUSINESS AND MANAGEMENT (ABM) STRAND	221	300	521
GENERAL ACADEMIC (GA) STRAND	47	79	126
HUMANITIES AND SOCIAL SCIENCES (HUMSS) STRAND	219	155	374
SCIENCE, TECHNOLOGY, ENGINEERING AND MATHEMATICS (STEM) STRAND	504	466	970
ARTS AND DESIGN TRACK	30	25	55
TOTAL	1021	1025	2046

COLLEGE FIRST SEMESTER A.Y. 2020-2021							
DEGREE / PROGRAM	YEAR LEVEL						TOTAL
	FIRST	SECOND	THIRD	FOURTH	FIFTH	GS/SP	
BACHELOR OF ARTS IN COMMUNICATION MAJOR IN THEATER ARTS	31	45	29	0	0	0	105
BACHELOR OF EARLY CHILDHOOD EDUCATION	13	46	77	0	0	0	136
BACHELOR OF SCIENCE IN ACCOUNTANCY	211	126	104	0	0	0	441
BACHELOR OF SCIENCE IN BUSINESS ADMINISTRATION MAJOR IN FINANCIAL MANAGEMENT	148	259	256	0	0	0	663
BACHELOR OF SCIENCE IN BUSINESS ADMINISTRATION MAJOR IN HUMAN RESOURCE DEVELOPMENT MANAGEMENT	47	49	72	0	0	0	168
BACHELOR OF SCIENCE IN BUSINESS ADMINISTRATION MAJOR IN MARKETING MANAGEMENT	96	132	148	2	0	0	378
BACHELOR OF SCIENCE IN CIVIL ENGINEERING	153	161	144	0	60	0	518
BACHELOR OF SCIENCE IN ELECTRICAL ENGINEERING	99	73	103	0	0	0	275
BACHELOR OF SCIENCE IN INFORMATION TECHNOLOGY	132	103	116	1	0	0	352
BACHELOR OF SCIENCE IN PSYCHOLOGY	159	218	152	0	0	0	529
BACHELOR OF SCIENCE IN PUBLIC ADMINISTRATION	32	36	48	0	0	0	116
BACHELOR OF SCIENCE IN SOCIAL WORK	20	45	40	0	0	0	105
BACHELOR OF SECONDARY EDUCATION	244	0	0	0	0	0	244
MAJOR IN ENGLISH	0	41	32	0	0	0	73

(more)

SOURCE: PAMANTASAN NG LUNGSOD NG VALENZUELA (PLV)



Ecological Profile 2021

MAJOR IN FILIPINO	0	40	41	0	0	0	81
MAJOR IN MATHEMATICS	0	41	41	0	0	0	82
MAJOR IN SCIENCE	0	40	37	0	0	0	77
MAJOR IN SOCIAL SCIENCE	0	25	55	0	0	0	80
MASTER OF ARTS IN EDUCATION MAJOR IN EDUCATIONAL MANAGEMENT	0	0	0	0	0	32	32
MASTER IN GOVERNMENT MANAGEMENT	0	0	0	0	0	3	3
MASTER IN PUBLIC ADMINISTRATION	0	0	0	0	0	31	31
CERTIFICATE IN TEACHING PROGRAM	0	0	0	0	0	0	0
TOTAL	1385	1480	1495	3	60	66	4489

SECOND SEMESTER A.Y. 2020-2021							
DEGREE / PROGRAM	YEAR LEVEL						TOTAL
	FIRST	SECOND	THIRD	FOURTH	FIFTH	GS/SP	
BACHELOR OF ARTS IN COMMUNICATION MAJOR IN THEATER ARTS	29	42	28	0	0	0	99
BACHELOR OF EARLY CHILDHOOD EDUCATION	12	47	74	0	0	0	133
BACHELOR OF SCIENCE IN ACCOUNTANCY	200	89	104	0	0	0	393
BACHELOR OF SCIENCE IN BUSINESS ADMINISTRATION MAJOR IN FINANCIAL MANAGEMENT	142	281	254	0	0	0	677
BACHELOR OF SCIENCE IN BUSINESS ADMINISTRATION MAJOR IN HUMAN RESOURCE DEVELOPMENT MANAGEMENT	47	52	72	0	0	0	171
BACHELOR OF SCIENCE IN BUSINESS ADMINISTRATION MAJOR IN MARKETING MANAGEMENT	98	133	150	0	0	0	381
BACHELOR OF SCIENCE IN CIVIL ENGINEERING	156	160	143	0	0	0	459
BACHELOR OF SCIENCE IN ELECTRICAL ENGINEERING	97	72	102	0	0	0	271
BACHELOR OF SCIENCE IN INFORMATION TECHNOLOGY	132	100	115	0	0	0	347
BACHELOR OF SCIENCE IN PSYCHOLOGY	159	213	152	0	0	0	524
BACHELOR OF SCIENCE IN PUBLIC ADMINISTRATION	30	36	48	0	0	0	114
BACHELOR OF SCIENCE IN SOCIAL WORK	20	44	40	0	0	0	104
BACHELOR OF SECONDARY EDUCATION	232	0	0	0	0	0	232
MAJOR IN ENGLISH	0	41	31	0	0	0	72
MAJOR IN FILIPINO	0	39	41	0	0	0	80
MAJOR IN MATHEMATICS	0	40	38	0	0	0	78

(more)

SOURCE: PAMANTASAN NG LUNGSOD NG VALENZUELA (PLV)



MAJOR IN SCIENCE	0	38	37	0	0	0	75
MAJOR IN SOCIAL SCIENCE	0	26	53	0	0	0	79
MASTER OF ARTS IN EDUCATION MAJOR IN EDUCATIONAL MANAGEMENT	0	0	0	0	0	40	40
MASTER IN GOVERNMENT MANAGEMENT	0	0	0	0	0	2	2
MASTER IN PUBLIC ADMINISTRATION	0	0	0	0	0	35	35
CERTIFICATE IN TEACHING PROGRAM	0	0	0	0	0	0	0
TOTAL	1354	1453	1482	0	0	77	4366

TABLE 127. PAMANTASAN NG LUNGSOD NG VALENZUELA GRADUATE STATISTICS

SHS A.Y. 2019-2020	
TRACK / STRAND	TOTAL
ACADEMIC TRACKS	
ACCOUNTANCY, BUSINESS AND MANAGEMENT (ABM) STRAND	345
GENERAL ACADEMIC (GA) STRAND	166
HUMANITIES AND SOCIAL SCIENCES (HUMSS) STRAND	129
SCIENCE, TECHNOLOGY, ENGINEERING AND MATHEMATICS (STEM) STRAND	426
ARTS AND DESIGN TRACK	34
TOTAL	1100

COLLEGE A.Y. 2019-2020				
COURSE / PROGRAM	SEMESTER			TOTAL
	FIRST	SECOND	SUMMER	
MASTER OF ARTS IN EDUCATION MAJOR IN EDUCATIONAL MANAGEMENT	6	24	0	30
MASTER IN GOVERNMENT MANAGEMENT	31	0	0	31
BACHELOR OF SCIENCE IN CIVIL ENGINEERING	4	59	0	63
BACHELOR OF SCIENCE IN ELECTRICAL ENGINEERING	0	44	0	44
BACHELOR OF SCIENCE IN INFORMATION TECHNOLOGY	5	10	0	15
BACHELOR OF SCIENCE IN ACCOUNTANCY	0	85	0	85
BACHELOR OF SCIENCE IN ACCOUNTING TECHNOLOGY	0	3	0	3
TOTAL	46	225	0	271

SOURCE: PAMANTASAN NG LUNGSOD NG VALENZUELA (PLV)



TABLE 128. VALENZUELA CITY POLYTECHNIC COLLEGE ENROLLMENT STATISTICS

SHS FIRST SEMESTER A.Y. 2020 - 2021			
TRACK / STRAND	GRADE LEVEL		TOTAL
	GRADE 11	GRADE 12	
HOME ECONOMICS			
BREAD AND PASTRY - A	42	44	86
BREAD AND PASTRY - B	41	33	74
DRESSMAKING	9	7	16
HAIRDRESSING	11	9	20
INDUSTRIAL ARTS			
AUTOMOTIVE - A	35	37	72
AUTOMOTIVE - B	34	37	71
ELECTRONICS	15	25	40
ELECTRICAL	17	44	61
INFORMATION COMMUNICATION TECHNOLOGY - A	45	35	123
INFORMATION COMMUNICATION TECHNOLOGY - B	43		
REF & AIR-CON	-	19	19
SHIELDED METAL ARC WELDING	27	19	46
GRAND TOTAL	319	309	628

SHS SECOND SEMESTER A.Y. 2020-2021			
TRACK / STRAND	GRADE LEVEL		TOTAL
	GRADE 11	GRADE 12	
HOME ECONOMICS			
BREAD AND PASTRY - A	39	44	83
BREAD AND PASTRY - B	40	33	73
DRESSMAKING	8	7	15
HAIRDRESSING	11	9	20
INDUSTRIAL ARTS			
AUTOMOTIVE - A	27	34	61
AUTOMOTIVE - B	30	35	65
ELECTRONICS	11	17	28
ELECTRICAL	14	44	58
INFORMATION COMMUNICATION TECHNOLOGY - A	45	34	117
INFORMATION COMMUNICATION TECHNOLOGY - B	38		
REF & AIR-CON	-	17	17
SHIELDED METAL ARC WELDING	22	15	37
GRAND TOTAL	285	289	574

COLLEGE FIRST SEMESTER A.Y. 2020 - 2021					
DEGREE / PROGRAM (4-YR. COURSE)	YEAR LEVEL				TOTAL
	FIRST	SECOND	THIRD	FOURTH	
BACHELOR OF TECHNICAL TEACHER EDUCATION					
BTTE - AUTOMOTIVE TECHNOLOGY	100	85	78	-	263
BTTE - CIVIL TECHNOLOGY	98	70	72	-	240
BTTE - ELECTRICAL TECHNOLOGY	99	87	77	-	263
BTTE - ELECTRONICS TECHNOLOGY	60	60	77	-	197
BTTE - FOOD SERVICE MANAGEMENT	200	171	159	-	530
BTTE - GARMENTS, FASHION & DESIGN TECHNOLOGY	50	38	35	-	123
BTTE - HEATING, VENTILATING, AIR-CON & REF TECH	24	33	38	-	95
BTTE - WELDING & FABRICATION TECHNOLOGY	18	34	26	-	78
GRAND TOTAL	649	578	562	-	1789

(more)

SOURCE: VALENZUELA CITY POLYTECHNIC COLLEGE



COLLEGE SECOND SEMESTER A.Y. 2020-2021					
DEGREE / PROGRAM (4-YR. COURSE)	YEAR LEVEL				TOTAL
	FIRST	SECOND	THIRD	FOURTH	
BACHELOR OF TECHNICAL TEACHER EDUCATION					
BTTE - AUTOMOTIVE TECHNOLOGY	82	80	72	-	234
BTTE - CIVIL TECHNOLOGY	79	77	71	-	227
BTTE - ELECTRICAL TECHNOLOGY	83	99	77	-	259
BTTE - ELECTRONICS TECHNOLOGY	42	55	77	-	174
BTTE - FOOD SERVICE MANAGEMENT	176	169	155	-	500
BTTE - GARMENTS, FASHION & DESIGN TECHNOLOGY	42	38	35	-	115
BTTE - HEATING, VENTILATING, AIR-CON & REF TECH	16	38	33	-	87
BTTE - WELDING & FABRICATION TECHNOLOGY	14	44	26	-	84
GRAND TOTAL	534	600	546	-	1680

NON-FORMAL/SHORT-TERM A.Y. 2020-2021			
BATCH 81	MALE	FEMALE	TOTAL
CAREGIVING NC II	6	23	29
COMPUTER SYSTEM SERVICING NC II	-	-	-
DRESSMAKING NC II	-	-	-
SHIELDED METAL ARC WELDING NC II	22	8	30
GRAND TOTAL	28	31	59
GRAND TOTAL	23	13	36

SOURCE: VALENZUELA CITY POLYTECHNIC COLLEGE



TABLE 129. VALENZUELA CITY POLYTECHNIC COLLEGE GRADUATE STATISTICS

SHS A.Y. 2020-2021			
TRACK / STRAND	MALE	FEMALE	TOTAL
HOME ECONOMICS			
BREAD AND PASTRY	22	55	77
DRESSMAKING	-	7	7
HAIRDRESSING	-	9	9
INDUSTRIAL ARTS			
AUTOMOTIVE	68	1	69
CARPENTRY	-	-	-
ELECTRONICS	15	2	17
ELECTRICAL	43	1	44
INFORMATION COMMUNICATION TECHNOLOGY	26	8	34
REF & AIR-CON	16	-	16
SHIELDED METAL ARC WELDING	14	1	15
GRAND TOTAL	204	84	288

NON-FORMAL/SHORT-TERM A.Y. 2020-2021			
COMPETENCIES	MALE	FEMALE	TOTAL
CAREGIVING NC II	-	-	-
COMPUTER SYSTEM SERVICING NC II	-	-	-
DRESSMAKING NC II	-	-	-
HAIRDRESSING NC II	-	-	-
SHIELDED METAL ARC WELDING NC II (STEP)	8	9	17
ELECTRICAL INST. & MAINTENANCE NC II (STEP)	15	4	19
GRAND TOTAL	23	13	36

SOURCE: VALENZUELA CITY POLYTECHNIC COLLEGE



City Government of Valenzuela

Ecological Profile 2021

3. PEACE AND ORDER



TABLE 130. COMPARISON OF CRIME STATISTICS

CLASSIFICATION OF OFFENSE	CY 2017	CY 2018	CY 2019	CY 2020	CY 2021
MURDER	34	19	16	10	8
HOMICIDE	5	5	8	4	7
PHYSICAL INJURY	75	82	110	82	35
RAPE	107	89	84	74	72
ROBBERY	127	127	105	66	41
THEFT	223	189	195	141	117
CARNAPPING MV	16	12	13	8	23
SPECIAL COMPLEX CRIME	3	2	8	3	1
TOTAL	617	544	575	419	325

TABLE 131. COMPARISON OF INDEX AND NON-INDEX CRIMES

CLASSIFICATION OF OFFENSE	CY 2017	CY 2018	CY 2019	CY 2020	CY 2021
INDEX	617	544	575	419	325
NON-INDEX	1506	1724	1634	1330	1317
TOTAL	2123	2268	2209	1749	1642

TABLE 132. COMPARISON OF SOLVED AND UNSOLVED CRIMES

CLASSIFICATION OF OFFENSE	CY 2017		CY 2018		CY 2019		CY 2020		CY 2021	
	SOLVED	UNSOLVED	SOLVED	UNSOLVED	SOLVED	UNSOLVED	SOLVED	UNSOLVED	SOLVED	UNSOLVED
MURDER	9	21	8	6	9	3	3	3	6	2
HOMICIDE	5	0	3	0	4	0	4	0	6	0
PHYSICAL INJURY	55	8	67	7	92	2	65	0	28	0
RAPE	54	0	42	1	43	1	28	0	33	0
ROBBERY	66	52	75	44	62	35	42	18	25	2
THEFT	128	50	124	40	108	37	94	20	87	4
CARNAPPING MC	9	12	11	5	11	13	2	14	6	1
SPECIAL COMPLEX CRIME	0	3	0	0	6	0	2	0	0	0
TOTAL	331	147	335	105	338	92	241	56	193	9

SOURCE: PHILIPPINE NATIONAL POLICE, VALENZUELA CITY

**TABLE 133. STATISTICS ON THE NATURE OF CRIMES COMMITTED**

NATURE OF THE CRIME	DATE COMMITTED	TOTAL CRIMES CLEARED	TOTAL CRIMES SOLVED	LATE REPORTED	TOTAL CRIMES CLEARED	TOTAL CRIMES SOLVED	TOTAL CRIMES
AGAINST A PERSON	124	122	72	11	11	2	135
MURDER	8	6	6				8
PARRICIDE							0
INFANTICIDE							0
MURDER (PLAIN)							0
HOMICIDE	7	7	6				7
PHYSICAL INJURY	35	35	28	2	2	1	37
RAPE	74	74	33	9	9	1	83
KIDNAPPING W/ HOMICIDE							0
KIDNAPPING W/ RAPE							0
AGAINST PROPERTY	204	197	120	8	6	0	212
ROBBERY	41	39	25				41
ROBBERY W/ HOMICIDE							0
ROBBERY W/ RAPE							0
ROBBERY W/ SERIOUS PHYSICAL INJURIES	1	1					1
ROBBERY W/ ARSON							0
ROBBERY IN BAND							0
THEFT	117	113	87	2	2		119
QUALIFIED THEFT							0
THEFT (PLAIN)							0
CARNAPPING MV	24	24	2	5	4		29
CARNAPPING MC	21	20	6	1			22
CARNAPPING OCCUPANT IS KILLED / RAPED MV							0
CARNAPPING OCCUPANT IS KILLED / RAPED MC							0
ARONS W/ HOMICIDE							0
NON-INDEX CRIMES	368	360	294	24	23	2	392
ACTS OF LASCIVIOUSNESS	58	58	28	12	12	0	70
ADULTERY	3	3	1	1	1	0	4
ALARM & SCANDALS	33	32	32				33
FRUST/ATTEMPT ATI-RAPE LAW OF 1997	5	5	3				5
BIGAMY							0
FRUST/ATTEMP COMP. DANGEROUS DRUGS ACT 2002							0
CONCUBINAGE	1	1	1				1
CONSENTED ABDUCTION	1	1	1				1
CORRUPTION OF PUBLIC OFFICIALS	1	1	1				1
DESTRUCTIVE ARSON	1	1	1				1
DIRECT ASSAULTS	16	16	16	1	1	1	17
DIRECT BRIBERY							0
DISCHARGE OF FIREARMS							0
FALSE TESTIMONY OTHER CASES	3	3	3				3

(more)

SOURCE: PHILIPPINE NATIONAL POLICE, VALENZUELA CITY



Ecological Profile 2021

FALSIFICATION BY PRIVATE INDIVIDUAL	4	4	3				4
FORCIBLE ABDUCTION							0
FORGERY							0
GRAVE COERCIONS							0
GRAVE SCANDAL	1	1	1				1
GRAVE THREATS	22	22	20				22
FRUST/ATTEMPT HOMICIDE	32	31	24				32
ILLEGAL USE OF UNIFORMS/INSIGNIA							0
INTENTIONAL ABORTION	1	1	1				1
KIDNAP FOR RANSOM							0
KIDNAPPING/FAILURE TO RETURN MINOR							0
KIDNAPPING/SERIOUS ILLEGAL DETENTION							0
LIBEL	1	1	0				1
LIBELOUS REMARKS							0
LIGHT COERCIONS							0
LIGHT THREATS	5	4	4				5
MALICIOUS MISCHIEF	13	13	12	1	0	0	14
FRUST/ATTEMPT MURDER	23	21	11	1	1	0	24
OTHER FORM OF SWINDLING							0
OTHER FORMS OF TRESPASS	7	7	7				7
OTHER LIGHT THREATS	3	3	3				3
FRUST/ATTEMPT PARRICIDE							0
PERSONS IN AUTHORITY							0
POSSESSION OF PICKLOCKS							0
POSSESSION/USE FALSE TREASURY/BANK NOTES							0
QUALIFIED TRESPASS TO DWELLING	3	3	3				3
FRUST/ATTEMPT RAPE							0
RESISTING AUTHORITIES	69	69	68	1	1	1	70
FRUST/ATTEMPT ROBBERY	1	1	1				1
FRUST/ATTEMPT ROBBERY W/ SERIOUS PHYSICAL INJURIES							0
SIMPLE IMPRUDENCE							0
SIMPLE SEDUCTION							0
SIMULATING BIRTHS,SUBS.OF CHILD							0
SLANDER (ORAL DEFAMATION)							0
SLANDER BY DEED							0
SLIGHT ILLEGAL DETENTION	1	1	0				1
SUBSISTING/ALTERING TRADE MARKS							0
SWINDLING (ESTAFA)	16	13	8	4	4	0	20
SWINDLING A MINOR							0

(more)

SOURCE: PHILIPPINE NATIONAL POLICE, VALENZUELA CITY



Ecological Profile 2021

THEFT							0
UNJUST VEXATIONS	31	31	28	2	2	0	33
USING FICTITIOUS NAMES	3	3	3				3
USURPATION OF AUTHORITY/FUNCTIONS	2	2	2				2
VAGRANTS AND PROSTITUTES							0
VIOLATION OF LAND TRANS TRAFFIC CODE	8	8	8	1	1		9
TRAFFIC INCIDENTS	1340	1340	1338	2	2	2	1342
RECKLESS IMPRUDENCE RESULTING TO HOMICIDE	23	23	22				23
RECKLESS IMPRUDENCE RESULTING TO PHYSICAL INJURY	502	502	502	2	2	2	504
RECKLESS IMPRUDENCE RESULTING TO DAMAGE TO PROPERTY	815	815	814				815
SPECIAL LAWS	929	918	713	23	22	3	952
ACT REGULATING FIRECRACKERS							0
ANIMAL WELFARE ACT 1998							0
ANTI-CHILD ABUSE LAW	154	154	45	11	11	0	165
ANTI-CHILD PORNO ACT 2009							0
ANTI-DRUNK & DRUGGED DRIVING ACT 2013	4	4	4				4
ANTI-ELECTRICITY PILFERAGE ACT 1994							0
ANTI-FENCING LAW OF 1979	4	4	4				4
ANTI-FENCING LAW OF 1979	3	3	3				3
ANTI-GAMBLING LAW	265	265	265				265
ANTI-PHOTO & VIDEO VOYEURISM ACT 2009	5	5	1				5
ANTI-TRAFFICKING IN PERSONS ACT 2003	2	2	1				2
ANTI-VAWC ACT 2004	116	116	30	8	8	0	124
ANTI-WIRETAPPING LAW							0
BAYANIHAN HEAL AS ON ACT RA 11469							0
BOUNCING CHECK LAW							0
COMP. DANGEROUS DRUGS ACT 2002	275	275	273	1	1	1	276
COMPREHENSIVE FA LAW	37	37	35				37
CREDIT CARD VIOL ACT							0
CYBERCRIME	8	1	1	1			9
FOOD/DRUG ADMIN. ACT 2009							0
ILLEGAL NUMBERS GAME	14	14	14				14
ILLEGAL POSSESSION OF AMMUNITIONS & EXPLOSIVES	1	1	1				1
ILLEGAL POSSESSION OF WEAPONS	34	34	34	1	1	1	35
ILLEGAL RECRUITMENT							0

(more)

SOURCE: PHILIPPINE NATIONAL POLICE, VALENZUELA CITY



Ecological Profile 2021

LAW ON REPORTING COMMUNICABLE DISEASES RA 11332							0
MALICIOUS DISSEMINATION OF FALSE INFO							0
MENDICANCY LAW OF 1978							0
MIGRANT/OFW ACT 1995							0
MOTORCYCLE HELMET ACT 2009	1	1	1	1	1	1	2
OBSTRUCTION OF PROSEC. OF CRIMINALS	2	2	1				2
OMNIBUS ELECTION CODE OF THE PHILS							0
PRICE ACT RA 7581							0
PROHIBITED ACTS ON PETROLEUM							0
SANITATION CODE OF THE PHILS							0
SEXUAL HARRASSMENT ACT 1995							0
UNAUTHORIZED ALCOHOL SALE TO MINORS							0
VIOL OF INTELLECTUAL PROPERTY CODE							0
VIOL. MAGNA CARTA FOR DISABLED PERS							0
TOTAL	2,965	2,937	2,537	68	64	9	3,033

SOURCE: PHILIPPINE NATIONAL POLICE, VALENZUELA CITY

**TABLE 134. COMPARISON OF CRIMES ACCORDING TO PLACE OF OCCURENCE**

BARANGAY	2017	2018	2019	2020	2021
ARKONG BATO	38	41	28	44	28
BAGBAGUIN	40	44	30	33	24
BALANGKAS	31	26	30	36	22
BIGNAY	61	97	73	59	83
BISIG	3	1	4	3	3
CANUMAY	67	82	82	72	72
COLOONG	28	13	25	25	26
HEN. T. DE LEON	297	322	345	230	246
ISLA	9	22	17	12	10
KARUHATAN	198	224	208	124	157
LAWANG BATO	41	39	39	34	43
LINGUNAN	27	42	32	40	32
MABOLO	5	6	7	6	2
MALANDAY	112	72	84	102	87
MALINTA	191	238	189	149	148
MAPULANG LUPA	84	60	92	68	53
MARULAS	233	250	277	192	138
MAYSAN	97	97	84	64	56
PALASAN	23	15	26	21	12
PARADA	45	83	52	60	41
PARIANCILLO VILLA	6	5	6	3	7
PASO DE BLAS	80	96	93	59	39
PASOLO	21	16	30	17	18
POBLACION	5	6	5	3	2
PULO	6	8	7	7	1
PUNTURIN	55	40	43	58	29
RINCON	14	14	21	6	15
TAGALAG	4	4	5	11	11
UGONG	151	178	143	94	134
VIENTE REALES	72	52	52	51	53
WAWANG PULO	10	7	11	9	5
GRAND TOTAL	2123	2268	2209	1749	1642

SOURCE: PHILIPPINE NATIONAL POLICE, VALENZUELA CITY

**TABLE 135. SUMMARY OF ISSUED FIREARMS TO VCPS PERSONNEL 2020**

TYPE	ISSUED	ON STOCK	TRANSFERRED	WITH CASE	TOTAL
PNP ISSUED SHORT FIREARMS					
BERETTA 9MM	313	5		1	319
JERICO 9MM	2				2
TAURUS 9MM/ TS9	74			1	75
CANIK 9MM	8				8
TANFOGLIO 9MM	2				2
COUGAR9MM	4				4
GLOCK 17 GEN 4 9MM	238				238
GLOCK 17 GEN 3 9MM	8	5			13
COLT 45	2				2
REMINGTON 45	2				2
COUGAR 45	1				1
ITHACA 45	1				1
THOMPSON 45	4				4
PNP ISSUED LONG FIREARMS					
BUSHMASTER 5.56	4	4			8
COLT 5.56	1	1			2
ELISCO 5.56	17	4			21
NORINCO M4 5.56		9			9
HATSAW		3			3
ARMSCOR G12		2			2
					0

TYPE	ISSUED	ON STOCK	TOTAL
LGU ISSUED SHORT FIREARMS			
CAL. 40	16	27	43
BROWNING		1	1
FEG 9MM		18	18
LLAMA		2	2
LGU ISSUED LONG FIREARMS			
BUSHMASTER 5.56	40	5	45

SOURCE: PHILIPPINE NATIONAL POLICE, VALENZUELA CITY

**TABLE 136. POLICE COMMUNITY PRECINCT (PCP) PERSONNEL**

PRECINCT	STATUS		TOTAL	GENDER	
	POLICE COMMISSIONED OFFICER	POLICE NON - COMMISSIONED OFFICER		MALE	FEMALE
HQ	18	253	271	219	52
SUB-STATION 1	2	36	38	35	3
SUB-STATION 2	2	31	33	31	2
SUB-STATION 3	2	33	35	33	2
SUB-STATION 4	2	33	35	32	3
SUB-STATION 5	2	33	35	33	2
SUB-STATION 6	2	37	39	38	1
SUB-STATION 7	1	36	37	33	4
SUB-STATION 8	2	35	37	34	3
SUB-STATION 9	2	34	36	30	6
TOTAL	35	561	596	518	78

TABLE 137. POLICE TO POPULATION RATIO

YEAR	POLICE OFFICERS	POPULATION	RATIO	
			1 : 500	1 : 1000
2021	597	736,642	1:1,473	1:736

POLICE PERSONNEL	NUMBER OF PERSONNEL
POLICE COMMISSIONED OFFICER	35
POLICE NON - COMMISSIONED OFFICER	557
NON - UNIFORMED PERSONNEL	13
GRAND TOTAL	605

SOURCE: PHILIPPINE NATIONAL POLICE, VALENZUELA CITY



TABLE 138. SIDEWALK CLEARING OPERATION

MONTH	NUMBER OF OPERATIONS	NUMBER OF ITEMS APPREHENDED
January	3	5
February	13	30
March	13	32
April	2	5
May	3	3
June	3	0
July	2	4
August	2	0
September	2	6
October	3	3
November	1	1
December	0	0
TOTAL	40	89

TABLE 139. NUMBER OF BANTAY BAYAN PERSONNEL BY BARANGAY PER AREA (DISTRICT I)

BARANGAY	SITIO / GROUP	NAME OF TEAM LEADER	NUMBER OF PERSONNEL
ARKONG BATO		Noemi Biñas	7
BALANGKAS		Judith Bolima	36
	Bilog	Joel Binarao	6
BIGNAY	Team A	Grace Danao	35
	Team B	Antonia Murao	17
	Team C	Edison Canizares	25
	Team D	Bryan Luna	24
	Team E	Ruth Manlangit	17
	Team F	Imelda Magbolugtong	17
BISIG		Cecilia Mesina	11
CANUMAY EAST	Villanueva Group	Perla Villanueva	23
	Victoria Village	Ma. Eva Meneses	21
	G.Molina	Ma. Fe Lopez	5
	Libis	Perla Tolentino	6
	Marton	Rene Unarce	34
	Galoy Group	Sandy Margaret Lomboy	6

(more)

SOURCE: PUBLIC ORDER AND SAFETY GROUP



Ecological Profile 2021

BARANGAY	SITIO / GROUP	NAME OF TEAM LEADER	NUMBER OF PERSONNEL
CANUMAY WEST	Licuanan Group	Eresie Licuanan	18
	Filrezam	Eduardo Galoy	16
	Francisco Group	Imelda Briones	19
	Villa Barretto	Oreo, Eugenia P.	7
	Northville 2-A	Porferia Ebdalin	17
	Morning Ville	Virginia B. Refraccion	13
COLOONG	Team 1	Zenaida Gonzales	16
	Team 2	Ma. Victoria Mercado	36
DALANDANAN		Merlie Valderin	30
ISLA		Rejene Barrios	48
LAWANG BATO	Team A	Joah Luciano	11
	Team B	Heidi Nessia	19
LINGUNAN	Team A	Zamora, Lyn S.	23
	Team B	Edna Sabalza	13
	Team C	Marisol Juliano	4
MABOLO		Estelita Holasca	18
MALANDAY		Barcoma, Dolores S.	20
MALINTA	Team A	Jocelyn Gopez	15
	Team C	Clodualdo Pael	5
	Team D	Mejia, Tirso E.	12
	Team E	San Miguel, Antonio G.	14
PALASAN		Arcilla, Rowela A.	22
PARIANCILLO VILLA		Neneth Adarne	15
PASOLO		Marilou Belga	16
RINCON		Norilyn Arandia	21
TAGALAG		Darilag, Flordeliza C.	18
VEINTE REALES	Team A	Evangeline Florida	16
	Team B	Angelo Santiago	9
	Team C	Elizabeth Birondo	10
	Team D	Eliza Macarang	9
	Team E	Nul-Ayn Daya	12
WAWANG PULO		Ogorida, Ma. Norayda A.	13
TOTAL			870

SOURCE: PUBLIC ORDER AND SAFETY GROUP

**TABLE 140. NUMBER OF BANTAY BAYAN PERSONNEL BY BARANGAY PER AREA (DISTRICT II)**

BARANGAY	SITIO / GROUP	NAME OF TEAM LEADER	NUMBER OF PERSONNEL
BAGBAGUIN		Rizaleo S. Jazon	22
GEN. T. DE LEON	Asis 1	Catherine C. Tañamor	12
	Asis 2	Minda I. Candelada	4
	Azicate	Teresita P. Meriño	13
	Bahay Pari	Marilou A. Solis	7
	Bitik Medina	Shirley M. Lim	13
	Calle Onse	Annaliza C. Pangan	6
	Clemente	Beata S. Del Rosario	8
	Diam	Teresita S. Adove	15
	F. Jacinto	Mario D. Chano	12
	Francisco	Leonardo C. Francisco	12
	Galguerra	Lucila C. Rariza	25
	Gen. T. De Leon Road	Danilo I. Castro	21
	Guava	Paulyn N. Castro	8
	Gumamela Extension 1	Rosanna D. Rivera	12
	Gumamela Extension 2	Mary Grace L. Escorial	5
	Igmedio	Ester B. Baculbas	10
	Independence	Rowena J. Borromeo	25
	L. Bernardino	Georgina B. Lim	8
	Lorex	Ely D. Meimban	18
	New Prodon	Evelyn C. Garcia	9
	Old Prodon	Mercidita DC. Vera	9
	Policarpio	Benjamin V. Combate Jr.	13
	San Gregorio	Richard B. Ortiz	18
	Santiago Kaliwa	Ma. Carmen C. Serrano	14
	Santiago Kanan	Nena P. Salazar	10
	Santolan Phase 2	Armida C. Carandang	7
	Santolan Road	Rogelio G. Fernandez	4
	Sitio Kabatuhan	Razzel C. Binibini	14
	Sitio Kabatuhan 3	Levy D. Salvo	7
	Teacher's Village	Delia C. Vicente	5
	Upper Tibagan	Merly H. Miguel	20
	Urrutia	Ma. Jennifer D. Duroy	8

(more)

SOURCE: PUBLIC ORDER AND SAFETY GROUP



Ecological Profile 2021

BARANGAY	SITIO / GROUP	NAME OF TEAM LEADER	NUMBER OF PERSONNEL
KARUHATAN	Team A Cayetano	Wilma E. Fernandez	84
	Team B Near 3S	Karren Ann B. Oserin	16
	Team C Ilang Ilang	Omberto R. Regala	15
	Team D Padrigal	Arthur E. Medina	9
MAPULANG LUPA	CF Bungad	Marisa E. Embuido	19
	CF Natividad	Sammy B. Condy	22
	De Castro	Flocerfida L. Bautista	9
	Purok 4	Joy F. Epil	23
MARULAS	A. Fernando	Cesar I. Galicha	15
	Caridad	Ma. Janine D. Melendres	8
	Consuelo	Cezar T. Garcia	10
	Elysian	Gina C. Plaza	18
	Engracia	Merly G. De Guzman	26
	F. Bautista	Pilipina O. Cadorna	25
	Ilang-ilang	Lucia T. Cubalan	90
	Jacinto	Felomino S. Gentiles Jr.	20
	Lidayway	Romina L. Tubao	24
	Packweld	Moryel L. Bustillo	31
	Packweld Riverside	Mary Cris B. Red	9
	Palo-Alto	Marites T. Arcilla	23
	Pio Valenzuela		
	R. Delfin	Rolando U. Corral	32
	Serrano	Eufemia A. Gaerlan	22
	T. Concepcion	Mary Jane R. Bacason	18
Tampoy II	Renato B. Evano	21	
MAYSAN	Team A	Leoncio S. Pahati	10
	Team B Sabino	Lea A. Laraño	5
PARADA	Team A	Thelma L. Casakit	14
	Team B	Jocelyn C. Calzo	6
PASO DE BLAS		Hercilio B. Dela Cruz	35
UGONG	AMVA	Alicia I. Garcia	29
	Binatugan	Sabino R. Duque	13
	Bonbonville	Cristina L. Abanto	8
	Disiplina Village	Jesusa L. Daluz	64
	Lamesa	Aritas S. Ronquillo	25
	M. Bernardino	Juanita D. Francisco	10
	Tatalon	Ruben D. Oliver	10
TOTAL			1212

SOURCE: PUBLIC ORDER AND SAFETY GROUP

**TABLE 141. NUMBER OF BANTAY ESTUDYANTE PERSONNEL BY BARANGAY PER SCHOOL (DISTRICT I)**

BARANGAY	SCHOOL	NAME OF TEAM LEADER	NUMBER OF PERSONNEL
ARKONG BATO	P.R. SAN DIEGO ELEMENTARY SCHOOL	Ramones, Florencia B.	3
	ARKONG BATO NATIONAL HIGH SCHOOL	Sayre, Maria Priscilla R.	5
BALANGKAS	ARCADIO DEATO ELEMENTARY SCHOOL	De Guzman, Rolando	4
BIGNAY	DISIPLINA VILLAGE BIGNAY ELEMENTARY SCHOOL	Benitez, Corazon T.	4
	DISIPLINA VILLAGE BIGNAY NATIONAL HIGH SCHOOL	Sebio, Teodora E.	5
	BIGNAY NATIONAL HIGH SCHOOL	Mora, Merle G.	4
CANUMAY EAST	CANUMAY EAST ELEMENTARY SCHOOL	Sanchez, Editha C.	3
	CANUMAY EAST NATIONAL HIGH SCHOOL	Olayta, Nelson O.	4
CANUMAY WEST	CANUMAY WEST ELEMENTARY SCHOOL	Cruz, Buenaventura B.	5
	CANUMAY WEST NATIONAL HIGH SCHOOL	Llorando, Aurea R.	3
COLOONG	COLOONG ELEMENTARY SCHOOL	Gapido, Perla	2
DALANDANAN	DALANDANAN ELEMENTARY SCHOOL	Mabilin, Marieta M.	5
	DALANDANAN NATIONAL HIGH SCHOOL	Gupa, Rita B.	6
ISLA	ISLA ELEMENTARY SCHOOL	Mariano Sr., Ernesto	2
LAWANG BATO	LAWANG BATO ELEMENTARY SCHOOL	Baclea-an, Rebecca T.	4
	LAWANG BATO NATIONAL HIGH SCHOOL	Henoguin, Cesar M.	3
LINGUNAN	LINGUNAN ELEMENTARY SCHOOL	Cueto, Felix D.	4
	LINGUNAN NATIONAL HIGH SCHOOL	Bolastig, Leopoldo G.	5
MALANDAY	ANDRES FERNANDO ELEMENTARY SCHOOL	Roberto, Lauro R.	5
MALINTA	MALINTA ELEMENTARY SCHOOL	Niñal, Cerry R.	9
	MALINTA ELEMENTARY SCHOOL-PINALAGAD ANNEX	Villaruel, Concepcion C.	4
	MALINTA NATIONAL HIGH SCHOOL	Gavino, Edilberto C.	4
	MALINTA SENIOR NATIONAL HIGH SCHOOL	dela Cruz, Emelita Q.	4
	VALENZUELA CITY SCHOOL OF MATHEMATICS AND SCIENCE	Ruedas, Roberto O.	5
PALASAN	PIO VALENZUELA ELEMENTARY SCHOOL	Vergara, Norma A.	5



Ecological Profile 2021

BARANGAY	SCHOOL	NAME OF TEAM LEADER	NUMBER OF PERSONNEL
PASOLO	PASOLO ELEMENTARY SCHOOL	Andaya, Lilibeth	4
POLO	POLO NATIONAL HIGH SCHOOL	Serilla, Isagani A.	5
PUNTURIN	PUNTURIN ELEMENTARY SCHOOL	Valenzuela, Eulogia A.	6
	PUNTURIN 1 ELEMENTARY SCHOOL	Romero, Jasmina T.	5
	VICENTE P. TRINIDAD NATIONAL HIGH SCHOOL	Gorgonio, Filipina S.	6
RINCON	RINCON ELEMENTARY SCHOOL	Del Rosario, Armando T.	4
TAGALAG	TAGALAG ELEMENTARY SCHOOL	Lao, Divina B.	2
VEINTE REALES	LUIS FRANCISCO ELEMENTARY SCHOOL	Cajandab, Rene P.	5
	PALTOK ELEMENTARY SCHOOL	Payno, Ma. Divina	2
WAWANG PULO	WAWANG PULO ELEMENTARY SCHOOL	Feliciano, Jose Rony T.	4
	VNHS- WAWANG PULO EXTENSION	Soriano, Pedro	2
TOTAL			152

SOURCE: PUBLIC ORDER AND SAFETY GROUP

**TABLE 142. NUMBER OF BANTAY ESTUDYANTE PERSONNEL BY BARANGAY PER SCHOOL (DISTRICT II)**

BARANGAY	SCHOOL	NAME OF TEAM LEADER	NUMBER OF PERSONNEL
BAGBAGUIN	ANDRES MARIANO ELEMENTARY SCHOOL	Mauricio, Angelangco D.	3
GEN. T. DE LEON	SANTIAGO A. DE GUZMAN ELEMENTARY SCHOOL	Balilin, Amelia	6
	BITIK ELEMENTARY SCHOOL	Viernes, Eppie B.	6
	ANTONIO SERAPIO ELEMENTARY SCHOOL	Delgado, Danilo D.	6
	GEN. T. DE LEON NATIONAL HIGH SCHOOL	Villa, Gabriel	6
KARUHATAN	CARUHATAN EAST ELEMENTARY SCHOOL	Bustamante, Adoracion V.	7
	CARUHATAN WEST ELEMENTARY SCHOOL	Patanao, Rogelio F.	3
	CARUHATAN NATIONAL HIGH SCHOOL	Gregorio, Edgardo F.	4
MARULAS	SERRANO ELEMENTARY SCHOOL	Villaluz, Armando B.	5
	SAN MIGUEL HEIGHTS ELEMENTARY SCHOOL	Aquino, Teresa A.	6
	CONSTANTINO ELEMENTARY SCHOOL	Santos, Jose M.	4
	DONA ATA ELEMENTARY SCHOOL	Quintin, Erlinda I.	6
	VALENZUELA NATIONAL HIGH SCHOOL	Gonzales, Felisa M.	6
MAYSAN	MAYSAN ELEMENTARY SCHOOL	Paris, Rosalinda R.	4
	SITIO STO. ROSARIO ELEMENTARY SCHOOL	Oliver Jr., Salvador R.	4
	MAYSAN NATIONAL HIGH SCHOOL	Umali, Paterno J.	5
PARADA	PARADA ELEMENTARY SCHOOL	Sumile, Melinda R.	3
	PARADA NATIONAL HIGH SCHOOL	Lauz, Salvacion O.	3
PASO DE BLAS	PASO DE BLAS ELEMENTARY SCHOOL	Agustin, Bonifacia J.	4
UGONG	SILVESTRE LAZAO ELEMENTARY SCHOOL	Dionisio, Crisostomo S.	6
	SITERO FRANCISCO NATIONAL HIGH SCHOOL	Alejandre, Evelyn D.	5
TOTAL			102

SOURCE: PUBLIC SAFETY DIVISION



City Government of Valenzuela

Ecological Profile 2021

4. FIRE PROTECTION AND PREVENTION

**TABLE 143. FIRE-FIGHTING PERSONNEL AND FACILITIES**

NAME OF STATION	NO. OF PERSONNEL	NO. OF FIRE TRUCKS
CENTRAL STATION	12	1
KARUHATAN FIRE SUBSTATION	11	1
MARULAS FIRE SUBSTATION	8	1
POLO FIRE SUBSTATION	9	1
WAWANG PULO FIRE SUBSTATION	9	1
PASO DE BLAS FIRE SUBSTATION	8	1
DALANDANAN FIRE SUBSTATION	8	0
CANUMAY FIRE SUBSTATION	8	1
BAGBAGUIN FIRE SUBSTATION	8	1
MAPULANG LUPA FIRE SUBSTATION	8	0
UGONG FIRE SUBSTATION	8	1
GEN. T. DE LEON FIRE SUBSTATION	7	1
PUNTURIN FIRE SUBSTATION	8	1
LAWANG BATO FIRE SUBSTATION	8	1
BIGNAY FIRE SUBSTATION	6	1
MALINTA FIRE SUBSTATION	9	1
(MOTORPOOL/UNDER REPAIR)	-	3
TOTAL	135	17

TABLE 144. COMPARISON OF CRIME STATISTICS

NATURE	2020	2021
RESIDENTIAL	56	48
INDUSTRIAL	11	14
MERCANTILE	3	7
STORAGE	4	6
MIXED TYPE OCCUPANCY	1	0
BUSINESS TYPE	3	1
GOVERNMENT	1	1
EDUCATIONAL	2	1
MISCELLANEOUS	1	0
GRASS FIRE	62	39
RUBBISH FIRE	66	49
POST FIRE	391	244
MOTOR/VEHICLE	14	13
TOTAL	615	423
ESTIMATED DAMAGES	P 14,101,400.00	P 22,084,500

SOURCE: BUREAU OF FIRE PROTECTION

**TABLE 145. FIRE DRILL SAFETY SEMINAR AND FIRE BRIGADE TRAININGS**

YEAR	FIRE DRILL AND FIRE SAFETY LECTURE / SEMINAR	FIRE BRIGADE TRAINING
2021	270	3
2020	137	0

TABLE 146. NUMBER OF FIRE SAFETY INSPECTIONS CONDUCTED AND FSIC ISSUED

YEAR	NUMBER OF FIRE SAFETY INSPECTIONS CONDUCTED	NUMBER OF FSIC ISSUED
2021	20846	19389
2020	21273	20447

TABLE 147. ANNUAL FIRE CODE FEES COLLECTED

YEAR	COLLECTING OFFICER (BFP)	CITY TREASURER (LGU)	TOTAL
2021	4,940,167.94	50,909,041.19	55,849,209.13
2020	9,607,033.76	42,480,822.44	52,087,856.20

SOURCE: BUREAU OF FIRE PROTECTION



TABLE 148. FIRE INCIDENTS 2021

LOCATION	DATE	ALARM LEVEL
#45 Phil Gun Club Street Marulas, Valenzuela City	1/1/2021	1ST ALARM
10-A EMS Marulas Valenzuela City	1/1/2021	1ST ALARM
Plastic City Compound T Santiago Canumay West, Valenzuela City	1/7/2021	NO ALARM TAPPED
CF Natividad Street Mapulang Lupa, Valenzuela City	1/7/2021	NO ALARM TAPPED
Mindanao Avenue Ugong Valenzuela City	1/8/2021	NO ALARM TAPPED
Brgy Pasolo Valenzuela City	1/11/2021	NO ALARM TAPPED
Don Pablo St., Rincon, Valenzuela City	1/14/2021	NO ALARM TAPPED
Pinalagad, Malinta, Valenzuela City	1/15/2021	NO ALARM TAPPED
Fortune 5 Paso De Blas, Valenzuela City	1/16/2021	NO ALARM TAPPED
P.Gregorio Street, Brgy Lingunan, Valenzuela City	1/17/2021	NO ALARM TAPPED
Libis Bukid, Malinta, Valenzuela City	1/17/2021	NO ALARM TAPPED
Arty Subdivision, Karuhatan, Valenzuela City	1/18/2021	NO ALARM TAPPED
Don Pablo St., Rincon , Valenzuela City	1/18/2021	NO ALARM TAPPED
Plastic City, Viente Reales, Valenzuela City	1/18/2021	NO ALARM TAPPED
6010 Binito Hao Street, Mapulang Lupa, Valenzuela City	1/22/2021	1ST ALARM
R Valenzuela, BBB, Marulas, Valenzuela City	1/22/2021	NO ALARM TAPPED
Corner Cadena de Amore St, Brgy Balangkas, Valenzuela City	1/23/2021	NO ALARM TAPPED
F Bautista St, Marulas, Valenzuela City	1/25/2021	NO ALARM TAPPED
#6 Forsythia St, De Castro Subd, Paso De Blas, Valenzuela City	1/25/2021	NO ALARM TAPPED
NLEX Northbound Canumay, Valenzuela City	1/30/2021	NO ALARM TAPPED
Maysan Road Maysan Valenzuela City	1/31/2021	NO ALARM TAPPED
Corner Padrigal Extension, NLEX Karuhatan, Valenzuela City	1/31/2021	NO ALARM TAPPED
#69 M H Del Pilar Street Barangay Malanday Valenzuela City	2/1/2021	1ST ALARM
M Bernardino Street Ugong Valenzuela City	2/4/2021	NO ALARM TAPPED
Trinidad Street Karuhatan Valenzuela City	2/4/2021	NO ALARM TAPPED
P Gregorio Street Lingunan Valenzuela City	2/4/2021	NO ALARM TAPPED
Plastic City Lingunan Valenzuela City	2/6/2021	NO ALARM TAPPED
Bignay National High School Valenzuela City	2/6/2021	NO ALARM TAPPED

(more)



Ecological Profile 2021

2010 F Bautista Marulas Valenzuela City	2/6/2021	NO ALARM TAPPED
174 F Bautista Marulas Valenzuela City	2/9/2021	NO ALARM TAPPED
CF Natividad St., Mapulang Lupa, Valenzuela City	2/9/2021	NO ALARM TAPPED
M.H. Del Pilar, Palasan, Valenzuela City	2/11/2021	NO ALARM TAPPED
Karuhatan market, Karuhatan, Valenzuela City	2/13/2021	NO ALARM TAPPED
Lawang Bato Health Station, Mulawinan St, Lawang Bato, Valenzuela City	2/16/2021	1ST ALARM
#485 Dulong Tangke, Malinta, Valenzuela City	2/17/2021	1ST ALARM
#103 M Francisco St, Lingunan, Valenzuela City	2/19/2021	1ST ALARM
Siudad Grande, Phase1, Lingunan, Valenzuela City	2/19/2021	NO ALARM TAPPED
Dulong Tangke, Malinta, Valenzuela City	2/19/2021	NO ALARM TAPPED
T. Santiago St., Lingunan, Valenzuela City	2/21/2021	1ST ALARM
Manggahan, Dulong Tangke, Malinta, valenzuela, City	2/22/2021	NO ALARM TAPPED
Block 7 Lot 18 Salambao Street Wawang Pulo, Valenzuela City	2/23/2021	1ST ALARM
#54B Planters Isla Valenzuela City	2/24/2021	NO ALARM TAPPED
Star Apple Street Corner Guava Street Gen T De Leon Valenzuela City	2/25/2021	NO ALARM TAPPED
#17 P Gregorio Lingunan Valenzuela City	2/25/2021	NO ALARM TAPPED
Santa Lucia Village Viente Reales Valenzuela City	2/26/2021	NO ALARM TAPPED
Building 49 Unit 10 Disiplina Village Ugong Valenzuela City	2/26/2021	2ND ALARM
#370 Plastic City Industrial Compound T Santiago Street Viente Reales Valenzuela City	2/26/2021	1ST ALARM
#8 Mathnew Street M De Los Reyes Gen T De Leon Valenzuela City	2/27/2021	1ST ALARM
Segment 10 Barangay Karuhatan Valenzuela City	2/27/2021	NO ALARM TAPPED
Sitio Ibaba Barangay Bignay Valenzuela City	2/27/2021	NO ALARM TAPPED
6091 Sitio Tatalon Street Kawloon Compound Ugong Valenzuela City	3/1/2021	NO ALARM TAPPED
23 Reyes Compound San Miguel Heights Road 5, Marulas, Valenzuela City	3/2/2021	NO ALARM TAPPED
Doña Elena Street Punturin Valenzuela City	3/5/2021	NO ALARM TAPPED
#32 Malinis Street Lawang Bato Valenzuela City	3/7/2021	1ST ALARM

(more)



Ecological Profile 2021

294 M.H. Del Pilar St., Malanday, Valenzuela City	3/10/2021	NO ALARM TAPPED
318 I. Marcelo St., Malanday, Valenzuela City	3/11/2021	NO ALARM TAPPED
Blk 7 Cmpd. 3, Sitio Kabatuhan, Gen. T. De Leon, Valenzuela City	3/14/2021	NO ALARM TAPPED
Mc Arthur Hi-way, Karuhatan, Valenzuela City	3/17/2021	NO ALARM TAPPED
297 Gitnang Tangke, Malinta, Valenzuela City	3/18/2021	NO ALARM TAPPED
Ramitex, Bagbaguin, Valenzuela City	3/20/2021	NO ALARM TAPPED
Geronimo St., Rincon, Valenzuela City	3/20/2021	NO ALARM TAPPED
#2 Road San Miguel Heights, Marulas, Valenzuela City	3/21/2021	NO ALARM TAPPED
#2 Road San Miguel Heights, Marulas, Valenzuela City	3/21/2021	NO ALARM TAPPED
Gumamela Street, Marulas, Valenzuela City	3/21/2021	NO ALARM TAPPED
Angeles corner Del Rosario, Marulas, Valenzuela City	3/21/2021	NO ALARM TAPPED
Urutia Street, Gen. T. De Leon, Valenzuela City	3/23/2021	NO ALARM TAPPED
Ramitex, Bisalao, Bagbaguin, Valenzuela City	3/24/2021	NO ALARM TAPPED
Tan Gregorio St., Gen T. De Leon, Valenzuela City	3/25/2021	NO ALARM TAPPED
Compound 2, Sitio Kabatuhan, Gen T. De Leon, valenzuela City	3/25/2021	NO ALARM TAPPED
Jacinto Street, Marulas, Valenzuela City	3/25/2021	NO ALARM TAPPED
M. De Guzman, Parada, Valenzuela City	3/26/2021	NO ALARM TAPPED
San Gregorio St., Gen T. De Leon, Valenzuela City	3/26/2021	NO ALARM TAPPED
Liwayway St., Gen T. De Leon, Valenzuela City	3/27/2021	NO ALARM TAPPED
Serapio Street, Ugong, Valenzuela City	3/28/2021	NO ALARM TAPPED
Erinville Subdivision, Gen. T. De Leon, Valenzuela City	3/29/2021	NO ALARM TAPPED
3078 Don Carlos Street San Agustin Barangay Mapulang Lupa Valenzuela City	3/30/2021	1ST ALARM
Santan Street Pio Marulas Valenzuela City	3/30/2021	NO ALARM TAPPED
Pascual Street Rincon Valenzuela City	3/30/2021	NO ALARM TAPPED
Calambao Street Wawang Pulo Valenzuela City	3/31/2021	NO ALARM TAPPED
383 F San Diego Street Viente Reales Valenzuela City	3/31/2021	2ND ALARM
JB Juan Ugong Valenzuela City	3/31/2021	NO ALARM TAPPED

(more)



Ecological Profile 2021

Pinaggala Street Pinalagad Malinta Valenzuela City	4/2/2021	NO ALARM TAPPED
infront of Antonio Elementary School Ugong, Valenzuela City	4/2/2021	NO ALARM TAPPED
San Francisco De Regla Karuhatan, Valenzuela City	4/2/2021	NO ALARM TAPPED
Landiko Street Kabesang Imo Barangay Balangkas Valenzuela City	4/3/2021	NO ALARM TAPPED
Martinez Compound Lawang Bato, Valenzuela City	4/3/2021	NO ALARM TAPPED
Lamesa Street Ugong, Valenzuela City	4/3/2021	NO ALARM TAPPED
Diamond St., PH5 Punturin, Valenzuela City	4/6/2021	NO ALARM TAPPED
Gen Luis A Francisco St., Paso De Blas, Valenzuela City	4/7/2021	NO ALARM TAPPED
M. H. Del Pilar, Malanday, Valenzuela City	4/7/2021	NO ALARM TAPPED
Ibaba Street, Bignay, Valenzuela City	4/7/2021	NO ALARM TAPPED
At the Back of Paso De Blas National Highschool	4/8/2021	NO ALARM TAPPED
Along Mc Arthur Hi-way, Karuhatan, Valenzuela City	4/9/2021	NO ALARM TAPPED
G. Lazaro St., Pasolo, Valenzuela City	4/9/2021	NO ALARM TAPPED
Gen Luis St., Bagbaguin, Valenzuela City	4/9/2021	NO ALARM TAPPED
L Bernardino St., Gen. T. De Leon, Valenzuela City	4/9/2021	NO ALARM TAPPED
Mc Arthur Hi-way, Karuhatan, Valenzuela City	4/10/2021	NO ALARM TAPPED
163 Bilog, Balangakas, Valenzuela City	4/11/2021	NO ALARM TAPPED
3033 F Bautista St, Ugong, Valenzuela City	4/11/2021	NO ALARM TAPPED
Mahabang Parang, Bignay, Valenzuela City	4/11/2021	NO ALARM TAPPED
F Lazaro, Canumay West, Valenzuela City	4/11/2021	NO ALARM TAPPED
Along Marcelo Bridge, Karuhatan, Valenzuela City	4/11/2021	NO ALARM TAPPED
N Urutia, Arkong Bato, Valenzuela City	4/12/2021	NO ALARM TAPPED
B2 L11 Pinalagad Angeles Village, Malinta, Valenzuela City	4/12/2021	NO ALARM TAPPED
Magnolia St., De Castro Subdivision, Paso De Blas, Valenzuela City	4/12/2021	NO ALARM TAPPED
NLEX Karuhatan Exit, Valenzuela City	4/14/2021	NO ALARM TAPPED
Mayland Phase 5, Lingunan, Valenzuela City	4/14/2021	NO ALARM TAPPED
Pinalagad, Malinta, Valenzuela City	4/17/2021	NO ALARM TAPPED
Ilang-Ilang St., Karuhatan, Valenzuela City	4/19/2021	NO ALARM TAPPED

(more)



Ecological Profile 2021

14 Gonzales Subdivision M Gregorio Street Canumay West Valenzuela City	4/20/2021	NO ALARM TAPPED
E Faustino Punturin Valenzuela City	4/20/2021	NO ALARM TAPPED
58 Templansa Street Packweld Village Marulas Valenzuela City	4/22/2021	NO ALARM TAPPED
M Gregorio Street Canumay West Valenzuela City	4/22/2021	NO ALARM TAPPED
Waling-waling St Bahayang Pag-asa Subdivision Maysan Valenzuela	4/23/2021	NO ALARM TAPPED
Batimana Compound Marulas Valenzuela City	4/23/2021	NO ALARM TAPPED
Maysan Road Canumay West Valenzuela City	4/25/2021	NO ALARM TAPPED
Grande Vita Bignay Valenzuela City	4/25/2021	NO ALARM TAPPED
15C Kadena De Amor Street Bahayang Pag-asa Subdivision Maysan Valenzuela City	4/27/2021	1ST ALARM
5 T Santiago Street Lingunan Valenzuela City	4/27/2021	1ST ALARM
Novo Karuhatan Valenzuela City	4/29/2021	NO ALARM TAPPED
2061 H Delfin Street Purok 2 Mapulang Lupa Valenzuela City	4/30/2021	2ND ALARM
51 M Francisco Street Lingunan Valenzuela City	4/30/2021	1ST ALARM
San Geremias Street Karuhatan Valenzuela City	4/30/2021	NO ALARM TAPPED
38 B Malinis Street Lawang	4/30/2021	1ST ALARM
Dela Cruz Compound Bagbaguin, Valenzuela City	5/1/2021	NO ALARM TAPPED
Don Pablo Rincon, Valenzuela City	5/2/2021	NO ALARM TAPPED
Trinidad Street Along Karuhatan Bridge Valenzuela City	5/2/2021	NO ALARM TAPPED
Darlucio Street Ugong Valenzuela City	5/3/2021	NO ALARM TAPPED
L Bernardino Street Gen T De Leon Valenzuela City	5/3/2021	NO ALARM TAPPED
#2 Road 1 San Miguel Heights Marulas Valenzuela City	5/4/2021	NO ALARM TAPPED
36 Constantino Drive, Marulas, Valenzuela City	5/4/2021	NO ALARM TAPPED
Ibaba Street, Bignay, Valenzuela City	5/6/2021	NO ALARM TAPPED
Angeles Extension Santiago Street, Gen. T. De Leon, Valenzuela City	5/6/2021	NO ALARM TAPPED
Padrigal Extension, Karuhatan, Valenzuela City	5/7/2021	NO ALARM TAPPED
Blk 5, Bukid St., Malinta, Valenzuela City	5/7/2021	NO ALARM TAPPED
F. Lazaro Street, Canumay West, Valenzuela City	5/7/2021	NO ALARM TAPPED

(more)



Ecological Profile 2021

San Guillermo St., Karuhatan, Valenzuela City	5/7/2021	NO ALARM TAPPED
Old Santolan Road, Gen. T. De Leon, Valenzuela City	5/8/2021	NO ALARM TAPPED
226 North Candle St., De Castro Subdivision, Paso De Blas, Valenzuela City	5/8/2021	NO ALARM TAPPED
021 San Simon, Dalandan, Valenzuela City	5/8/2021	NO ALARM TAPPED
Navareta St., Arkong Bato, Valenzuela City	5/9/2021	NO ALARM TAPPED
Demetillo Street, Gen. T. De Leon, Valenzuela City	5/9/2021	NO ALARM TAPPED
25 Pellow 1, Rincon, Valenzuela City	5/9/2021	NO ALARM TAPPED
Padrigal Extension, Karuhatan, Valenzuela City	5/9/2021	NO ALARM TAPPED
Bible Street, Karuhatan, Valenzuela City	5/9/2021	NO ALARM TAPPED
A Pablo St., Karuhatan, Valenzuela City	3/10/2021	NO ALARM TAPPED
289, Paso De Blas, Valenzuela City	5/11/2021	NO ALARM TAPPED
Navareta Street, Arkong Bato, Valenzuela City	5/11/2021	NO ALARM TAPPED
014 Bartolome St., Tiwala, Pasolo, Valenzuela City	5/13/2021	NO ALARM TAPPED
Sara St. Purok 4, Mapulang Lupa, Valenzuela City	5/13/2021	NO ALARM TAPPED
Pinalagad Street, Malinta, Valenzuela City	5/15/2021	NO ALARM TAPPED
Chico St., Santolan Rd., Gen. T. De Leon, Valenzuela City	5/15/2021	NO ALARM TAPPED
St. Louise Compound, Malinta, Valenzuela City	5/15/2021	NO ALARM TAPPED
Lorex, Gen. T. De Leon, Valenzuela City	5/16/2021	NO ALARM TAPPED
Miguelito Homes, Gen. T. De Leon, Valenzuela City	5/17/2021	NO ALARM TAPPED
4017 Gen. T. De Leon Road, Gen. T. De Leon, Valenzuela City	5/17/2021	NO ALARM TAPPED
Felisa Street, Parada, Valenzuela City	5/17/2021	NO ALARM TAPPED
Mahabang Parang Bignay Valenzuela City	5/18/2021	NO ALARM TAPPED
Narra Street Fortune 5 Parada Valenzuela City	5/18/2021	NO ALARM TAPPED
Mahabang Parang Bignay Valenzuela City	5/18/2021	NO ALARM TAPPED
Pio Valenzuela Exit Barangay Marulas Valenzuela City	5/18/2021	NO ALARM TAPPED
Avocado Street Corner Bayabas Street Bagbaguin Valenzuela City	5/18/2021	NO ALARM TAPPED

(more)



Ecological Profile 2021

2035 Samaca Compound Bagbaguin Valenzuela City	5/19/2021	1ST ALARM
399 Tangke St Malinta Valenzuela City	5/20/2021	1ST ALARM
Donesa St Canumay Valenzuela City	5/20/2021	NO ALARM TAPPED
Skyline Viente Reales Valenzuela City	5/20/2021	NO ALARM TAPPED
0045 Star Apple Street Gen T De Leon Valenzuela City	5/21/2021	NO ALARM TAPPED
San Jose Compound Paso De Blas Valenzuela City	5/21/2021	NO ALARM TAPPED
Villa Liwayway Street Maysan Valenzuela City	5/21/2021	NO ALARM TAPPED
2033 Apolonia Street Mapulang Lupa Valenzuela City	5/22/2021	NO ALARM TAPPED
M De Los Reyes Street Gen T De Leon Valenzuela City	5/22/2021	NO ALARM TAPPED
Cabral Street Maysan Valenzuela City	5/22/2021	NO ALARM TAPPED
2241 Lamesa Street Ugong Valenzuela City	5/23/2021	1ST ALARM
Llenado Street Malinta Valenzuela City	5/23/2021	NO ALARM TAPPED
11 J San Miguel Street Balubaran Malinta Valenzuela City	5/25/2021	1ST ALARM
Victoria Village Canumay Valenzuela City	5/27/2021	NO ALARM TAPPED
Barangay Isla Valenzuela City	5/27/2021	NO ALARM TAPPED
Barangay Isla Valenzuela City	5/28/2021	NO ALARM TAPPED
Dama De Noche Marulas Valenzuela City	5/28/2021	NO ALARM TAPPED
Dereglá Street Karuhatan Valenzuela City	5/28/2021	NO ALARM TAPPED
Francisco Street Barangay Paso De Blas Valenzuela City	5/29/2021	NO ALARM TAPPED
P Gregorio Street Lingunan Valenzuela City	5/29/2021	NO ALARM TAPPED
Coloong 1 Valenzuela City	5/29/2021	NO ALARM TAPPED
Felmari Compound Parada Valenzuela City	5/29/2021	NO ALARM TAPPED
Road 2 Marrulas Valenzuela City	5/30/2021	NO ALARM TAPPED
Area 2 Milestone Subdivision Karuhatan Valenzuela City	5/30/2021	NO ALARM TAPPED
F Desapra Malabo Maysan Valenzuela City	5/30/2021	NO ALARM TAPPED
Lot 2 Alviar Street Sto Rosario Maysan Valenzuela City	5/30/2021	NO ALARM TAPPED
3080 Gumamela Ext Gen T De Leon Valenzuela City	5/30/2021	NO ALARM TAPPED
Coloong 1 Valenzuela City	5/30/2021	NO ALARM TAPPED
Galgera Compound Gen T De Leon Valenzuela City	5/31/2021	NO ALARM TAPPED

(more)



Ecological Profile 2021

Valedez Compound Paso De Blas Valenzuela City	5/31/2021	NO ALARM TAPPED
Gregorio Street Gen T De Leon Valenzuela City	5/31/2021	NO ALARM TAPPED
Fatima Avenue Marulas Valenzuela City	5/31/2021	NO ALARM TAPPED
1348 Sta Maria Street Tamaraw Hills Valenzuela City	5/31/2021	NO ALARM TAPPED
Padrigal Street Karuhatan Valenzuela City	5/31/2021	NO ALARM TAPPED
Esteban Street Dalandanan Valenzuela City	5/31/2021	NO ALARM TAPPED
San Diego Street Marulas Valenzuela City	5/31/2021	NO ALARM TAPPED
Dereglá Street Karuhatan Valenzuela City	5/31/2021	NO ALARM TAPPED
F Bautista Street Marulas Valenzuela City	5/31/2021	NO ALARM TAPPED
Cordero Street, Arkong Bato, Valenzuela City	6/1/2021	NO ALARM TAPPED
Illumina St., Balubaran, Malinta, Valenzuela City	6/1/2021	NO ALARM TAPPED
Padrigal Street, Karuhatan, Valenzuela City	6/1/2021	NO ALARM TAPPED
San Diego Street, Marulas, Valenzuela City	6/2/2021	NO ALARM TAPPED
Wawang Pulo Home Owners Association, Salambao St., Wawang Pulo, Valenzuela City	6/2/2021	NO ALARM TAPPED
Phase 1 Grande Vita, Bignay, Valenzuela City	6/2/2021	NO ALARM TAPPED
44A Doneza St., Balubaran, Malinta, Valenzuela City	6/3/2021	NO ALARM TAPPED
185 Paso De Blas Rd., Paso De Blas, Valenzuela City	6/5/2021	NO ALARM TAPPED
A. Marcelo St., corner Medina St., Dalandanan, Valenzuela City	6/6/2021	NO ALARM TAPPED
205 McArthur Hi-way Karuhatan, Valenzuela City	6/6/2021	NO ALARM TAPPED
Damayan Hulo St., Dalandanan, Valenzuela City	6/7/2021	NO ALARM TAPPED
Mahabang Parang, Bignay, Valenzuela City	6/10/2021	NO ALARM TAPPED
#15 2nd Street, Marulas, Valenzuela City	6/10/2021	NO ALARM TAPPED
Sta Monica Street, Que Grande, Ugong, Valenzuela City	6/11/2021	NO ALARM TAPPED
Sitiero Francisco Memorial National Highschool, Ugong, Valenzuela City	6/11/2021	NO ALARM TAPPED
Dalisay St., Serano Subd, Marulas,, Valenzuela City	6/12/2021	NO ALARM TAPPED

(more)



Ecological Profile 2021

Sitero Francisco Memorial National Highschool, Ugong, Valenzuela City	6/13/2021	NO ALARM TAPPED
San Andres Street, Malanday, Valenzuela City	6/13/2021	NO ALARM TAPPED
Sitero Francisco Memorial National Highschool, Ugong, Valenzuela City	6/14/2021	NO ALARM TAPPED
Sitero Francisco Memorial National Highschool, Ugong, Valenzuela City	6/14/2021	NO ALARM TAPPED
Sta Maria Street Gen T De Leon, Valenzuela City	6/15/2021	NO ALARM TAPPED
3028 Gen T De Leon, Valenzuela City	6/16/2021	NO ALARM TAPPED
Villa Engracia Marulas, Valenzuela City	6/16/2021	NO ALARM TAPPED
Gumamela Extension Barangay Marulas, Valenzuela City	6/17/2021	NO ALARM TAPPED
Fortune 7 Parada Road Extension, Valenzuela City	6/17/2021	NO ALARM TAPPED
Lors Candle De Castro Subdivision Paso De Blas, Valenzuela City	6/17/2021	NO ALARM TAPPED
Encarnacion Street Villa Marulas, Valenzuela City	6/18/2021	NO ALARM TAPPED
G Marcelo Barangay Maysan, Valenzuela City	6/19/2021	NO ALARM TAPPED
M De Los Reyes Street Gen T De Leon, Valenzuela City	6/20/2021	NO ALARM TAPPED
Gumamela Street Marulas, Valenzuela City	6/20/2021	NO ALARM TAPPED
Makipot Street Bukid Malinta, Valenzuela City	6/22/2021	NO ALARM TAPPED
E San Miguel Balubarana, Valenzuela City	6/24/2021	NO ALARM TAPPED
659 General Luis Street Paso De Blas, Valenzuela City	6/27/2021	NO ALARM TAPPED
CJ Santos Street Malinta Valenzuela City	6/27/2021	NO ALARM TAPPED
Casimero Street Arty Subdivision Lawang Bato Valenzuela City	6/27/2021	2ND ALARM
Ka Toyang Barangay Rincon Valenzuela City	6/28/2021	NO ALARM TAPPED
Block 3 Bukid Malinta Valenzuela City	6/28/2021	NO ALARM TAPPED
I Francisco Poblacion 2 Malinta Valenzuela City	6/28/2021	NO ALARM TAPPED
Road 2 San Miguel Heights Marulas Valenzuela City	6/28/2021	NO ALARM TAPPED
Donesa St, Canumay, Valenzuela City	6/29/2021	NO ALARM TAPPED
Lamesa Street, Ugong, Valenzuela City	6/29/2021	NO ALARM TAPPED
Don Simeon St, San Agustin Village, Mapulang Lupa, Valenzuela City	6/29/2021	NO ALARM TAPPED
Saint Elsewere St., Malanday, Valenzuela City	6/29/2021	NO ALARM TAPPED

(more)



Ecological Profile 2021

Que Balag St., Ugong, Valenzuela City	6/30/2021	NO ALARM TAPPED
Faustino Street, Punturin, Valenzuela City	7/2/2021	NO ALARM TAPPED
P. Faustino Street, Punturin, Valenzuela City	7/4/2021	NO ALARM TAPPED
A. Mabini St., Karuhatan, Valenzuela City	7/5/2021	NO ALARM TAPPED
Tierra Santa, Maysan, Valenzuela City	7/6/2021	NO ALARM TAPPED
Bukid Street, Malinta, Valenzuela City	7/6/2021	NO ALARM TAPPED
Del Mundo Street, Ugong, Valenzuela City	7/7/2021	NO ALARM TAPPED
Sampaguita Street, Ugong, Valenzuela City	7/7/2021	NO ALARM TAPPED
Road 5, Marulas, Valenzuela City	7/10/2021	NO ALARM TAPPED
Road 5, Marulas, Valenzuela City	7/11/2021	NO ALARM TAPPED
Along Santolan Rd., Gen. T. De Leon, Valenzuela City	7/11/2021	NO ALARM TAPPED
Sta Lucia Phase 3 Cabesang Purong Punturin, Valenzuela City	7/14/2021	NO ALARM TAPPED
Isidro Francisco Street Maysan Valenzuela City	7/15/2021	NO ALARM TAPPED
Calle Onse Street Gen T De Leon Valenzuela City	7/17/2021	NO ALARM TAPPED
Lamesa Street Barangay Ugong, Valenzuela City	7/19/2021	NO ALARM TAPPED
Don Pedro Subdivision Marulas, Valenzuela City	7/20/2021	NO ALARM TAPPED
049 Anneville Subdivision Maysan, Valenzuela City	7/21/2021	NO ALARM TAPPED
M De Galicia Street Maysan, Valenzuela City	7/21/2021	NO ALARM TAPPED
#1 Soy Street Llenado Subdivision Karuhatan, Valenzuela City	7/21/2021	NO ALARM TAPPED
Balimbing Street Balangkas, Valenzuela City	7/22/2021	NO ALARM TAPPED
Lot 37 Block 3 Antonet Town Homes Marulas, Valenzuela City	7/22/2021	NO ALARM TAPPED
4414 S Macabagdal Street Ugong, Valenzuela City	7/23/2021	NO ALARM TAPPED
Road 5 Reyes Compound Marulas, Valenzuela City	7/23/2021	NO ALARM TAPPED
62 Christmas Street Sta Lucia Village Punturin, Valenzuela City	7/23/2021	1ST ALARM
F Baustista Ugong, Valenzuela City	7/24/2021	NO ALARM TAPPED
4766 Igmedio Street Santolan Road Gen T De Leon, Valenzuela City	7/24/2021	NO ALARM TAPPED
29 Road 5 San miguel Heights Marulas, Valenzuela City	7/24/2021	NO ALARM TAPPED

(more)



Ecological Profile 2021

Lamesa Street Ugong, Valenzuela City	7/24/2021	NO ALARM TAPPED
268 P Marcos Street Coloong 2, Valenzuela City	7/24/2021	1ST ALARM
T Santiago Street Canumay Valenzuela City	7/25/2021	NO ALARM TAPPED
F Bautista Street Ugong, Valenzuela City	7/25/2021	NO ALARM TAPPED
CJ Santos Malinta, Valenzuela City	7/25/2021	NO ALARM TAPPED
San Francisco Street Karuihatan, Valenzuela City	7/27/2021	NO ALARM TAPPED
Gen T De Leon Road Gen T De Leon, Valenzuela City	7/27/2021	NO ALARM TAPPED
Metro Villa Subdivision, Mapulang Lupa, Valenzuela City	7/27/2021	NO ALARM TAPPED
Rose Street GSIS SUBD, Ugong, Valenzuela City	7/29/2021	NO ALARM TAPPED
St. Peter New Prodon Subd. Gen. T. De Leon, Valenzuela City	7/31/2021	NO ALARM TAPPED
1288 Manga St. CKV, Bagbaguin, Valenzuela City	8/4/2021	NO ALARM TAPPED
#44 Tampoy 2, Marulas, Valenzuela City	8/4/2021	NO ALARM TAPPED
Bernardino St., Coloong 2, Valenzuela City	8/5/2021	NO ALARM TAPPED
Kaunlaran Village, Paso De Blas, Valenzuela City	8/6/2021	NO ALARM TAPPED
Arca North, Karuhatan, Valenzuela City	8/6/2021	NO ALARM TAPPED
F Lazaro St. Canumay West, Valenzuela City	8/7/2021	NO ALARM TAPPED
C5 Mindanao Ave., Ugong, Valenzuela City	8/7/2021	NO ALARM TAPPED
ITC Compound Bagbaguin, Valenzuela City	8/10/2021	2ND ALARM
1317 Mangga Street Christ The King Village, Bagbaguin, Valenzuela City	8/11/2021	1ST ALARM
25 Malinis Street Lawang Bato, Valenzuela City	8/12/2021	FIRE OUT UPON ARRIVAL
22 P Deato Street Balangkas, Valenzuela City	8/13/2021	1ST ALARM
Building 25 Unit 15 Disiplina Village Ugong Valenzuela City	8/14/2021	1ST ALARM
1372 A Marissa Street Deato Subdivision Gen T De Leon Valenzuela City	8/15/2021	NO ALARM TAPPED
Teacher's Village Gen T De Leon Valenzuela City	8/15/2021	NO ALARM TAPPED
3S Paso De Blas, Valenzuela City	8/16/2021	NO ALARM TAPPED
Orosco Purok 4 Mapulang Lupa, Valenzuela City	8/16/2021	NO ALARM TAPPED
#559 West Service Road Paso De Blas, Valenzuela City	8/17/2021	3RD ALARM

(more)



43 M H Del Pilar Street Palasan, Valenzuela City	8/17/2021	1ST ALARM
Demetrio Street De Castro Mapulang Lupa, Valenzuela City	8/17/2021	NO ALARM TAPPED
East Service Road Canumay East, Valenzuela City	8/18/2021	NO ALARM TAPPED
81 Lope De Guzman Street Dalandanan, Valenzuela City	8/18/2021	1ST ALARM
Block 2 Lot 2 Compound 2 Sitio Cabatuhan Gen T De Leon, Valenzuela City	8/18/2021	NO ALARM TAPPED
Malekies Plastic City Viente Reales, Valenzuela City	8/19/2021	NO ALARM TAPPED
Lamesa Street Ugong, Valenzuela City	8/19/2021	NO ALARM TAPPED
319 Dulong Tangke Street Malinta, Valenzuela City	8/20/2021	FIRE OUT UPON ARRIVAL
Sitero National High School Ugong Valenzuela City	8/21/2021	NO ALARM TAPPED
Hagdan Bato Compound Road 5 San Miguel heights Marulas, Valenzuela City	8/22/2021	NO ALARM TAPPED
124 Villanueva Street Sumilang Subdivision Dalandanan, Valenzuela City	8/22/2021	1ST ALARM
Dulong Tangke Steert Malinta Valenzuela City	8/22/2021	NO ALARM TAPPED
4607 Road Runner Street, Gen. T. De Leon, Valenzuela City	8/24/2021	1ST ALARM
Sto. Rosario Street, Mapulang Lupa, Valenzuela City	8/26/2021	1ST ALARM
F Lazaro St. Canumay West, Valenzuela City	8/27/2021	NO ALARM TAPPED
Corner Kamkam St., Gen. T. De Leon, Valenzuela City	8/28/2021	NO ALARM TAPPED
49 D Bonifacio St., Canumay East, Valenzuela City	8/29/2021	NO ALARM TAPPED
Joyful Church, Dulong Tangke, Malinta, Valenzuela City	8/29/2021	NO ALARM TAPPED
Blk 18 Aces Code, Balantino St., Ugong, Valenzuela City	8/30/2021	NO ALARM TAPPED
Dona Elena St., Punturin, Valenzuela City	9/4/2021	NO ALARM TAPPED
Samal St., Saint Jude, Malinta, Valenzuela City	9/4/2021	NO ALARM TAPPED
62 Saint Peter Street Luis Francisco Subd Viente Reales, Valenzuela City	9/8/2021	FIRE OUT UPON ARRIVAL
Captain Cruz Street Parada, Valenzuela City	9/9/2021	NO ALARM TAPPED
Captain Cruz Street Parada, Valenzuela City	9/9/2021	NO ALARM TAPPED

(more)



Ecological Profile 2021

443 1st Street Fortune 5 Paso De Blas, Valenzuela City	9/11/2021	1ST ALARM
Anak Dalita Marulas, Valenzuela City	9/15/2021	NO ALARM TAPPED
Purok 4 Mapulang Lupa, Valenzuela City	9/17/2021	NO ALARM TAPPED
Bernardo Street Palasan, Valenzuela City	9/17/2021	NO ALARM TAPPED
Block 1 Lot 10 Sunrise Compound Baldomero Street Malanday Valenzuela City	9/18/2021	1ST ALARM
Maysan Road in front of Landbank, Valenzuela City	9/19/2021	NO ALARM TAPPED
S Cuadra Coloong 1 Along MH Del Pilar Road Valenzuela City	9/19/2021	NO ALARM TAPPED
Sabino Street Marulas, Valenzuela City	9/20/2021	NO ALARM TAPPED
P Santiago Paso De Blas Valenzuela City	9/20/2021	NO ALARM TAPPED
Gerarium St. De Castro Subd, Mapulang Lupa, Valenzuela City	9/21/2021	NO ALARM TAPPED
025 Diam St., Galguera Cmpd., Gen T. De Leon, Valenzuela City	9/23/2021	2ND ALARM
30 F. Alarcon St., Maysan, Valenzuela City	9/23/2021	1ST ALARM
Sabino Compound Marulas, Valenzuela City	9/23/2021	NO ALARM TAPPED
001 Maria Elena Kobayashi Apartment, Rose Marie Street, Tagalag, Valenzuela City	9/25/2021	NO ALARM TAPPED
1047 Que Grande, Ugong, Valenzuela City	9/26/2021	NO ALARM TAPPED
Tatalon Street, Ugong, Valenzuela City	9/26/2021	NO ALARM TAPPED
310 Galas Street, Bignay, Valenzuela City	9/27/2021	1ST ALARM
Casimiro Compound, Lawang Bato, Valenzuela City	9/28/2021	NO ALARM TAPPED
427A Burgos St., Fortune Village 7 Parada, Valenzuela City	9/28/2021	NO ALARM TAPPED
Assumption Ville, Lingunan, Valenzuela City, Valenzuela City	10/2/2021	NO ALARM TAPPED
Esteban, Dalandan, Valenzuela City	10/2/2021	NO ALARM TAPPED
Assumption Ville, Lingunan, Valenzuela City, Valenzuela City	10/3/2021	NO ALARM TAPPED
109 Pasolo road, Valenzuela City	10/4/2021	1ST ALARM
New Prodon Gen T De Leon Valenzuela City	10/6/2021	NO ALARM TAPPED
GSIS Ugong Valenzuela City	10/6/2021	NO ALARM TAPPED
Siudad Grande Lingunan Valenzuela City	10/7/2021	NO ALARM TAPPED
18 JP West Service Road Barangay Parada, Valenzuela City	10/9/2021	1ST ALARM
Mulawinan Street Lawang Bato, Valenzuela City	10/9/2021	NO ALARM TAPPED

(more)



Ecological Profile 2021

Feliciano Street Barangay Ugong Valenzuela City	10/12/2021	FIRE OUT UPON ARRIVAL
280 Mac Arthur Hiway Karuhatan, Valenzuela City	10/12/2021	FIRE OUT UPON ARRIVAL
Tamaraw Fatima Marulas Valenzuela City	10/15/2021	NO ALARM TAPPED
P Santiago, Canumay West, Valenzuela City	10/19/2021	NO ALARM TAPPED
168 Alicia St., Fortune 4 Parada, Valenzuela City	10/26/2021	1ST ALARM
961 East Service Road. De Castro Subd. Brgy. Paso De Blas, Valenzuela City	10/26/2021	1ST ALARM
Gumamela Street, Marulas, Valenzuela City	10/27/2021	NO ALARM TAPPED
#8 R. Delina St., Canumay West, Valenzuela City	10/28/2021	NO ALARM TAPPED
#20 Little Tagaytay, Marulas, Valenzuela City	10/28/2021	1ST ALARM
L Bernardino, Gen. T. De Leon, Valenzuela City	10/31/2021	NO ALARM TAPPED
Rose St., Doña Marciana Subdivision, Ugong, Valenzuela City	11/1/2021	FIRE OUT UPON ARRIVAL
2254 Saint Peter New Prodon Street Gen T De Leon, Valenzuela City	11/2/2021	1ST ALARM
468 3rd Street Fortune Village Phase 4 Paso De Blas, Valenzuela City	11/3/2021	FIRE OUT UPON ARRIVAL
28 Captain Cruz Street Parada, Valenzuela City	11/5/2021	FIRE OUT UPON ARRIVAL
Tierra Santa Memorial Park Barangay Maysan Valenzuela City	11/6/2021	FIRE OUT UPON ARRIVAL
Sta Monica 1, Compound 1, Mbuhay Malinta Valenzuela City	11/8/2021	FIRE OUT UPON ARRIVAL
2236 Lamesa Street Ugong, Valenzuela City	11/8/2021	FIRE OUT UPON ARRIVAL
8 Rincon, Valenzuela City	11/9/2021	FIRE OUT UPON ARRIVAL
Ramitex Bagbaguin, Valenzuela City	11/9/2021	FIRE OUT UPON ARRIVAL
Fausto Street Barangay Marulas Valenzuela City	11/10/2021	FIRE OUT UPON ARRIVAL
Block 7 Compound 3 Sitio Cabatuhan Gen T De Leon, Valenzuela City	11/11/2021	1ST ALARM
208 Pinagbayanana Street Lingunan Valenzuela City	11/14/2021	FIRE OUT UPON ARRIVAL
578 T Santiago Street Lingunana Valenzuela City	11/15/2021	3RD ALARM
6058 Tatalon Street, Ugong, Valenzuela City	11/16/2021	FIRE OUT UPON ARRIVAL
78 P Dela Cruz Street, Sitio Gitna, Ugong, Valenzuela City	11/16/2021	1ST ALARM

(more)



Ecological Profile 2021

Blk2 Compound 2 Sitio Kabatuhan, Gen. T. De Leon, Valenzuela City	11/18/2021	1ST ALARM
Lamesa Ville, Lamesa St., Ugong, Valenzuela City	11/18/2021	1ST ALARM
Que Grande Street, Ugong, Valenzuela City	11/19/2021	1ST ALARM
Km 15 Tierra Santa, Maysan, Valenzuela City	11/22/2021	FIRE OUT UPON ARRIVAL
M Calixto Street, Wawang Pulo, Valenzuela City	11/22/2021	FIRE OUT UPON ARRIVAL
Mansanas Street, Kabesang Emo, Balangkas, Valenzuela City	11/23/2021	FIRE OUT UPON ARRIVAL
8003 Omega St, Rincon, Valenzuela City	11/23/2021	1ST ALARM
Jasmin Street, HappySide, Marulas, Valenzuela City	11/23/2021	FIRE OUT UPON ARRIVAL
19 Sampaguita St., Sta Lucia Village, Viente Reales, Valenzuela City	11/24/2021	1ST ALARM
Area 4 Pinalagad Dump Site, Malinta, Valenzuela City	11/28/2021	FIRE OUT UPON ARRIVAL
8I Cabral St., Maysan, Valenzuela City	11/29/2021	1ST ALARM
22 M H Del Pilar Street Malanday, Valenzuela City	12/1/2021	1ST ALARM
12 Lazaro Street Ruby Ville Canumay West, Valenzuela City	12/4/2021	NO ALARM TAPPED
Mac Arthur Hiway Dalandanan Valenzuela City	12/5/2021	NO ALARM TAPPED
Disilipina Village Bignay, Valenzuela City	12/5/2021	NO ALARM TAPPED
Tiwala Street Deato Subdivision PasoloValenzuela City	12/5/2021	NO ALARM TAPPED
Padrigal Exit Karuhatan Valenzuela City	12/6/2021	NO ALARM TAPPED
Alcanar Street Barangay Wawang pulo, Valenzuela City	12/7/2021	NO ALARM TAPPED
Magsaysay 2nd Street Marulas, Valenzuela City	12/7/2021	NO ALARM TAPPED
5078 Darlucio Street Ugong, Valenzuela City	12/8/2021	NO ALARM TAPPED
Happy Go Shopping Mall Bignay Valenzuela City	12/8/2021	NO ALARM TAPPED
Northville 1B Barangay Punturin, Valenzuela City	12/9/2021	NO ALARM TAPPED
57e Pio Marulas Valenzuela City	12/10/2021	NO ALARM TAPPED
Along Marcelo Karuhatan Road Valenzuela City	12/10/2021	NO ALARM TAPPED
C F Natividad Mapulang Lupa, Valenzuela City	12/10/2021	NO ALARM TAPPED
Plastic City Canumay West, Valenzuela City	12/11/2021	NO ALARM TAPPED

(more)



2057 Voctoria Street Gen. T. De Leon, Valenzuela City	12/11/2021	NO ALARM TAPPED
Villa Marta Resort Barangay Marulas, Valenzuela City	12/12/2021	NO ALARM TAPPED
1172 Marcos Street Saint Jude Malinta Valenzuela City	12/13/2021	1ST ALARM
669 T Santiago Street Lingunan Valenzuela City	12/13/2021	NO ALARM TAPPED
Tierra Santa, Maysan, Valenzuela City	12/15/2021	NO ALARM TAPPED
Asia Compound, Canumay West, Valenzuela City	12/15/2021	NO ALARM TAPPED
Cabatuan Street, Mapulang Lupa, Valenzuela City	12/17/2021	NO ALARM TAPPED
Dr. Pio, Parancillo Villa, Valenzuela City	12/17/2021	NO ALARM TAPPED
Sagrada Famillia Chapel, Karuhatan, Valenzuela City	12/17/2021	NO ALARM TAPPED
23 Pio Valenzuela, Marulas, Valenzuela City	12/18/2021	NO ALARM TAPPED
MH Del Pilar, Polo, Valenzuela City	12/18/2021	NO ALARM TAPPED
Marigold Street, Malinta, Valenzuela City	12/18/2021	NO ALARM TAPPED
Agapita, Gen T De Leon, Valenzuela City	12/20/2021	NO ALARM TAPPED
Parancilio Villa Valenzuela City	12/21/2021	NO ALARM TAPPED
C F Natividad Mapulang Lupa, Valenzuela City	12/22/2021	NO ALARM TAPPED
C F Natividad Mapulang Lupa, Valenzuela City	12/22/2021	NO ALARM TAPPED
Ibaba Street Bignay Valenzuela City	12/23/2021	NO ALARM TAPPED
Disiplina Village Bignay Valenzuela City	12/23/2021	NO ALARM TAPPED
#16 3rd Street San Diego Maria Malabo Maysan Valenzuela City	12/23/2021	1ST ALARM
M H Del Pilar Palasan Valenzuela City	12/24/2021	FIRE OUT UPON ARRIVAL
Elseo Street, Marulas, Valenzuela City	12/28/2021	NO ALARM TAPPED
#512 T. Santiago Street, Viente Reales, Valenzuela City	12/31/2021	NO ALARM TAPPED
Joy St., GTDL, Valenzuela City	12/31/2021	NO ALARM TAPPED

SOURCE: BUREAU OF FIRE PROTECTION



TABLE 149. BANTAY SUNOG VOLUNTEERS (DISTRICT I)

BARANGAY	SITIO/GROUP	NAME OF TEAM LEADER	NUMBER OF PERSONNEL
ARKONG BATO	ARKONG BATO	ANGELITA GUGULAN	36
	BARANGAY	MARSHALYN GATCHALIAN	30
BIGNAY	MAHABANG PARANG	MARIVIC ROMERO	52
	CNAI MAHABANG PARANG	MIGUEL PLUMA	27
	NORTHVILLE 1	ELMER SARMIENTO	15
	DVB-CLUSTER 1	RODOLFO S. GAMIDO	83
	DVB-CLUSTER 2	PRECESILA G. LABSAN	79
	DVB-CLUSTER 3	VIC CAYABYAB	86
	DVB-CLUSTER 4	MARILYN F. ONGANON	62
	DVB-GREEN BLDG.-CLUSTER 5	RAMERO PILAPIL JR	82
	DVB-GREEN BLDG.-CLUSTER 6	RAMERO PILAPIL JR	71
	DVB-GREEN BLDG.-CLUSTER 7	ANA MARIE C. BARQUILLA	64
	DVB C7- ALPHA OMEGA	SHIRLEY OLALO	87
	DVB-CLUSTER 9	JOCELYN CALZO	140
	DVB-CLUSTER 10	LORNA DALIDA	147
DVB-CLUSTER 11	JOHN CHRISTIAN CAMISA	65	
BISIG	BISIG	BEIVENIDO BARTOLOME JR.	26
CANUMAY EAST	UNITED LIBIS HOA PH. 1	EMILIA G. REGALADO	24
	UNITED LIBIS HOA PH. 2	JOSEPHINE R. REBELLO	23
	T.SANTIAGO ST.	NIEVES MANGABA	17
	VILLA BARRETO PH.1	TERESITA A. LABABIT	20
	VILLA BARRETO PH.2	IMELDA G. BRIONES	29
	VILLA BARRETO PH.3	REYNALDO D. SWING	25
DALANDANAN	SAN JUAN	MARIANO H. YEE	6
	DALANDANAN VILLAGE HOA	RODRIGO L. ALO	3
	DALANDANAN HULO	ROGELIO ORTEGA JR	6
	MACODA HOA	TEODY D. ESTILONG	16
	PITAHOA	PERLITA FELICIANO	9
	DAMAL HOA	LORNA F. DIMALATA	11
ISLA	ENCARNACION	CRISPIN C. MAGLALANG	3
	ISLA HOA ASS. INC.	BABY LYN E. CLEMENTE	30
	OLD MEMBER	JOEL S. ANGELES	70
LINGUNAN	ASSUMPTION VILLAGE PH. 1	ANGELITO P. LOPEZ	60
	ASSUMPTION VILLAGE PH. 2	PEDRO M. PADRINAO JR.	20
	ASSUMPTION VILLAGE PH. 3	ARLENE P. CHUATECO	24
	ASSUMPTION VILLAGE PH. 4	SEGUNDO RUBIOS JR.	28
	ASSUMPTION VILLAGE PH. 5	TERESITA ALEJANDRINO	18
	PINAGBAYANAN ST.	JONATHAN S. IGNACIO	10
	LINGUNAN	MA. ROSELLE FRANCISCO	53
	LINGUNAN DISIPLINA VILLAGE	SUSAN ABARRA	121
MABOLO	MABOLO	FORTUNATO N. LIM	14
	ST. ELSEWHERE ST.	SAMUEL V. CERVANTES	12

(more)



Ecological Profile 2021

MALANDAY	LIBO, A. FERNANDO ST. ROAD 1,2 &3	LUZVIMINDA V. LEGASPI	41
	SAN ANDRES	ANITA B. CASTILLO	59
MALINTA	A. DE CASTRO ST.	RONALDO S. DE GUZMAN	39
	BUKID	EDGARDO A. VILLACORTA	11
	CACO ST.	HELEN A. CACO	8
	DULONG TANGKE	ANGELO SAN LUIS	40
	DULONG TANGKE- BAKAWAN	CEDAMO S. ASIDO	40
	MANABO COMPOUND	GERBY MANABO	3
	PEÑA COMPOUND	DANILO C. DARJUAN	12
	PINALAGAD	DANILO AQUINO	7
	PROMISE LAND HOUSING COOP.	TERESITA P. OCTAVIANO	26
	DULONG CARNATION	ANGELO AGBAYANI	3
	DTMANA	RODRIGO D. INOCENCIO	24
	BALUBARAN	MARIO D. DULAP	46
	UNAB	EDELIZA ILUMIN	22
PALASAN	ALLEY III	EDUARDO C. TIBURCIO	17
	BERNARDO COMPOUND	AVELINO CANDELARIA JR.	5
	ENRIQUEZ COMPOUND	ROLANDO M. VARONA	13
	FORTUNE ST.	ISAGANI A. SERILLA SR.	7
	RAMOS ST. ZONE 6	ALMA M. RAMIREZ	10
PASOLO	STA. CRUZ ST. ZONE 2	FELIMON S. ALEJANDRO	9
	A. CONCEPCION	CONCEPCION T. PAULINO	13
POLO	TIWALA ST. YANTUKAN	ROLANDO EDUARTE	21
	POLO	MA. CHRISTINA L. BIRON	8
PUNTURIN	L. NATIVIDAD	LANIE T. CARIAGA	63
		ANICIA B. TOMANENG	35
RINCON	RINCON	REYNALDO B. MORES	32
TAGALAG	TAGALAG	ENRICO O. PICAÑA	23
VEINTE REALES	CAPITIS COMPOUND	CRISTINA G. VILLASEÑOR	6
	CHENGVILLE PH.1	MARITES C. DEQUITO	11
	CHENGVILLE PH.2	RUBY A. ORAZA	9
	CHENGVILLE PH.3	NUL-AYN A. ABALLE	10
	CHENGVILLE PH.4	FREDDIE G. BAUTISTA	11
	CHENGVILLE PH.5	FELICIANO E. DEL MUNDO	7
	CHENGVILLE PH.6	VIRGIE S. PAQUIBOT	7
	CHENGVILLE PH.7	JULIANA D. PERALTA	10
	LAON PHASE 1	ROSITA B. GAVINO	5
	LAON PHASE 2	ANGELINE L. FUENTES	5
	LAON PHASE 3	LOURY G. BALLONADO	5
	LAON PHASE 4	ERLINDA F. MONTAÑO	6
	LAON PHASE 5	GUALBERTO A. ORGANO	7
	LAON PHASE 6	GLORIA Y. OLINGAY	7
SITIO PALTOK	SHEIRLYN ELEUTERIO	98	
WAWANG PULO	WAWANG PULO	WILHELMINO M. ANTONANO	46
C.E.S.O.	CESO	JOHN PATRICK AQUINO	50
TOTAL			2,741

SOURCE: PUBLIC SAFETY DIVISION



TABLE 150. BANTAY SUNOG VOLUNTEERS (DISTRICT II)

BARANGAY	SITIO/GROUP	NAME OF TEAM LEADER	NUMBER OF PERSONNEL
BAGBAGUIN	SAMAKA COMPOUND	DANILO M. MANINGAS	20
GEN. T. DE LEON	CALLE ONSE	AMELIA C. GATUZ	44
	DE GULA COMPOUND	CRISPIN R. VILLAFUERTE	30
	GUMAMELA EXT	EMELITA B. BAUTISTA	20
	NEW PRODON	HENRIETTA N. NORBES	19
	POLICARPIO ST.	IMELDA O. ANTIPORDA	37
	RIVERSIDE	NILO M. ESPINOSA	11
	SALVACION LOOK	NIÑA P. HERNANDEZ	31
	SANTIAGO KALIWA	TEOFISTO P. GUILARAN	17
	SANTIAGO KANAN	DINA F. LAMSEN	7
	SANTOLAN PH.2	REYNALDO D. LIBUNAO	20
	SITIO BITIK	VICENTE V. CANDELARIA	27
	SITIO KABATUHAN 1	REYMUNDO A. SANTIAGO	21
	SITIO KABATUHAN 2	MANUEL S. RECTO JR.	38
	SITIO KABATUHAN 3	EDNA P. REFUERZO	15
	SPMI	MA. JENNIFER D. DUROY	16
	URUTIA ST.	LANIE PASQUITO	9
	L. BERNARDINO II	JULIETA D. MALLO	12
	BERNADETTE ROAD	EMMALYN R. ALMANON	12
	OLD PRODON	ROSYLYN H. JACINTO	54
	TPNA - TRISOL POLICARPIO NEIGHBORHOOD ASSOC.	IMELDA A. CABRAL	41
SAN MIGUEL HOMES	ROLANDO R. JOSON	10	
INDEPENDENCE	GENEVIVE ENTICES	24	
KARUHATAN	AREA 2	ROMEO A. GACUTAN	5
	AREA 3	LILIA R. CODOG	12
	AREA 5	EDWIN M. DIZON	4
	FRANCISCO COMPOUND	BERNARDINO G. FRANCISCO	4
	BTHOA	NARCISO G. SANTOS	16
	STA. BRIGADA	JOEL M. LIPATA	31
	PADRIGAL EXT.	ARTHUR E. MEDINA	19
	HOA	ARSENIA F. MALABANAN	12
	SMC DUPLEX	ROMINA B. HERNANDEZ	14
MAPULANG LUPA	RESPONSIBLE WELFARE VOLUNTEER GROUP RWVG	JEFFREY DAGCUTAN	9
	PUROK 4 SKML	RENANTE SELLOTE	25
	A. FERNANDO	NOEL R. ANDRADA	10
	ANAK DALITA	AILYN SANTIA	35
	BAI MARESAS	ROMEO S. ABAÑO	9
	DON PEDRO	JULITO C. MAGBOLOGTONG	7
	EM'S BARRIO	JOSELITO C. ALBAYALDE	8

(more)



Ecological Profile 2021

MARULAS	ENGRACIA	ROSSANA M. BAGUISI	33
	ESPIRITU	ROGELIO S. GENOVIZ SR.	5
	F. BAUTISTA	DANILO C. RAYMUNDO	5
	MAGSAYSAY	RONALDO M. MORALES	11
	MARULAS MARKET	NELSON ENRIQUEZ	3
	OLD TAMARAW ST.	ANDRES L. PABLO	12
	SAN DIEGO	ARTEMUS M. LATOC	6
	SAN MIGUEL ROAD	DELLA C. LABRADOR	15
	SANTAN	SAMUEL G. ARIOLA	4
	SERRANO	ARMANDO B. CABAJAR	16
	T. CONCEPCION HOA	CESAR N. CAMPOS	61
	TELECOM COMPD.	DANTE MALANG SR..	14
	TAMPOY II	MICHAEL JOHN BAGTAS	8
	HAPPY SITE & LOWER CATADOR	GEORGE BENDOL	3
	PACWELD	JINKEE LEONILA S. BALINTONG	26
	CONSTANTINO	LORNA A. DALIDA	135
MAYSAN	CM PARAGAS	BONSIL M. JORDAN	7
PARADA	PARADA	BOY SABULAN	6
PASO DE BLAS	BAGONG KAUNLARAN	LOLITA A. ESTONINOS	44
	BONIFACIO COMPOUND	RAMON DE GUZMAN	7
	DELA CRUZ COMPOUND & DR. MARIANO LAUREL DRIVE	FELIPE R. VOZ	5
	VALDEZ COMPOUND	ROSALINDA R. DULO	41
	MARTINEZ COMPOUND	EUTIQUIA SORIANO	34
	DE SOTTO ST.	PABLITO DE SOTTO	12
UGONG	BOUNDARY BONBON	AURORA A. SINGSON	18
	BONBON VILLE	MIDEL B. MARQUEZ	12
	DISIPLINA VILLAGE PH. 1	FEDERICO B. BARBECHO	7
	DISIPLINA VILLAGE PH. 2	ARITAS F. RONGQUILLO	215
	HLNA	BENIGNO A. LUCIO	5
	LAMESA GITNA	EUFRCINA V. GONZALES	7
	LAMESA ST. HOA	CHERRYLYN R. ABANADOR	34
	LAMESA ST. UNITED HOPE	VALENTINO M. YABUT	28
	LAMESA VILLE	IMELDA G. CATA CUTAN	6
	RUMHAI 1	SYLVIA R. MACAM	22
	RUMHAI 2	CAROLINA ACEDERO	32
	SITIO SULOK - DUHAT	PRIMITIVO P. DACERA	18
	TULAY KAWAYAN	MARISA MANALO	15
	AMVACA	LORNA ABAD	230
	BINATUGAN	ELISA B. GABONADA	5
	ST. JOHN	RUBY T. CANLAS	6
	RSGK-DV	DAISY C. BIARES	129
SM SQUARE EXEC. HOMES	SM SQUARE EXEC HOMES	25	
TOTAL			2082

SOURCE: PUBLIC SAFETY DIVISION



City Government of Valenzuela

Ecological Profile 2021

5. JAIL MANAGEMENT AND PENOLOGY



TABLE 151. SUMMARY OF TYPES OF CRIME

PARTICULARS	INMATES INVOLVED	
	MALE	FEMALE
A. INDEX CRIMES		
1. AGAINST A PERSON		
MURDER	17	2
HOMICIDE	2	0
RAPE	39	0
PHYSICAL INJURY	2	2
OTHER CRIMES	55	10
SUB TOTAL	115	14
2. AGAINST PROPERTY		
ROBBERY	24	1
THEFT	14	4
OTHER CRIMES	23	3
SUB TOTAL	61	8
3. OTHER INDEX CRIMES		
OTHER	0	0
SUB TOTAL	0	0
TOTAL OF INDEX CRIMES	176	22

PARTICULARS	INMATES INVOLVED	
	MALE	FEMALE
B. NON - INDEX CRIMES		
RA 9165	338	71
OTHER CRIMES	1	1
SUB TOTAL	339	72
GRAND TOTAL	515	94

TABLE 152. SUMMARY OF INMATES RELEASED/COMMITTED

NUMBER OF RELEASED / COMMITTED INMATES FOR THE YEAR 2021	(MALE DORM)		(FEMALE DORM)	
	COMMITTED	RELEASED	COMMITTED	RELEASED
JANUARY	102	45		
FEBRUARY	48	61	5	6
MARCH	71	47	7	5
APRIL	45	73	4	1
MAY	88	59	10	11
JUNE	69	69	8	7
JULY	41	70	7	8
AUGUST	51	36	8	9
SEPTEMBER	65	56	1	10
OCTOBER	112	66	23	7
NOVEMBER	74	91	8	7
DECEMBER	63	88	3	10
TOTAL	829	761	93	85

SOURCE: BUREAU OF JAIL MANAGEMENT AND PENOLOGY, VALENZUELA CITY



TABLE 153. MODES OF RELEASE

MODE OF RELEASE	NO. OF RELEASED (MALE DORM)	NO. OF RELEASED (FEMALE DORM)
RELEASED ON RECOGNIZANCE	21	4
RELEASED ON PROBATION	48	9
RELEASED ON BAIL	97	8
SERVED SENTENCE	202	18
ACQUITTED	159	29
DISMISSED	34	0
PROVISIONALLY DISMISSED	38	2
OTHER MODE	47	9
TRANSFERRED TO BUCOR	67	4
TRANSFERRED TO OTHER INSTITUTION	4	0
TRANSFERRED TO OTHER JAIL	33	2
DEATH	4	0
FINE		0
TRANSFERRED TO REHAB	1	0
TOTAL	755	85

TABLE 154. PERCENTAGE OF CONGESTION

Name of Jail	Lot Area	Floor Area	Cell Area	Ideal Capacity	Jail Population	Variance	% Congestion	Remarks
	(sq.m)	(sq.m)	(sq.m)					
VALENZUELA CJ-MD	484	1350	982	208	541	332	159%	CONGESTED
VALENZUELA CJ-FD	484	270	221.51	65.9	74	8.1	66%	NOT CONGESTED

TABLE 155. BJMP VALENZUELA MANPOWER COMPLEMENT (MALE DORM)

Rank	Female	Male	Total
JCINSP	0	1	1
JSINSP	0	0	0
INSP	0	2	2
SJO4	0	1	1
SJO3	1	3	4
SJO2	0	6	6
SJO1	0	3	3
JO3	4	8	12
JO2	4	8	12
JO1	14	28	42
Total	23	58	83

SOURCE: BUREAU OF JAIL MANAGEMENT
AND PENOLOGY, VALENZUELA CITY

**TABLE 156. BJMP VALENZUELA MANPOWER COMPLEMENT (FEMALE DORM)**

Rank	Female	Male	Total
SUPT	0	0	0
JSINSP	1	0	1
INSP	0	0	0
SJO4	1	0	1
SJO3	1	0	1
SJO2	0	0	0
SJO1	0	1	1
JO3	1	0	1
JO2	4	1	5
JO1	9	8	17
Total	17	10	27

TABLE 157. ALTERNATIVE LEARNING SYSTEM (ALS) FOR INMATES (MALE DORM)

LEVEL	TOTAL NUMBER OF STUDENTS	REMARKS	TEACHER
BASIC	8	-	Henry Porciuncula Ilagan
Elementary	25	-	Coleen Irina Sangalang Calixto
Secondary	34	-	Henry Porciuncula Ilagan
TOTAL	67		

TABLE 158. ALTERNATIVE LEARNING SYSTEM (ALS) FOR INMATES (FEMALE DORM)

LEVEL	TOTAL NUMBER OF STUDENTS	REMARKS	TEACHER
BASIC	-	-	-
Elementary	6	-	Prinseliza Fajardo
Secondary	21	-	Prinseliza Fajardo
TOTAL	27		

SOURCE: BUREAU OF JAIL MANAGEMENT
AND PENOLOGY, VALENZUELA CITY



City Government of Valenzuela

Ecological Profile 2021

6. SOCIAL WELFARE



TABLE 159. GOVERNMENT INTERSHIP PROGRAM STATISTICS

BARANGAY	FEMALE	MALE	TOTAL
Arkong Bato	0	0	0
Bagbaguin	0	0	0
Balangkas	1	0	1
Bignay	0	0	0
Bisig	0	0	0
Canumay East	0	0	0
Canumay West	0	0	0
Coloong	0	0	0
Dalandanan	0	0	0
Gen. T. De Leon	0	0	0
Isla	0	2	2
Karuhatan	0	0	0
Lawang Bato	0	0	0
Lingunan	0	0	0
Mabolo	0	0	0
Malanday	0	0	0
Malinta	1	2	3
Mapulang Lupa	0	1	1
Marulas	1	2	3
Maysan	0	0	0
Palasan	0	0	0
Parada	0	0	0
Pariancillo Villa	0	0	0
Paso De Blas	3	0	3
Pasolo	0	0	0
Poblacion	0	0	0
Polo	0	0	0
Punturin	0	0	0
Rincon	0	0	0
Tagalag	0	0	0
Ugong	0	0	0
Veinte Reales	1	1	2
Wawang Pulo	0	0	0
TOTAL	7	8	15

SOURCE: CITY SOCIAL WELFARE AND DEVELOPMENT OFFICE



TABLE 160. PWD STATISTICS PER TYPE OF DISABILITY

BARANGAY	TYPE OF DISABILITY								
	MENTAL	INTELLECTUAL	HEARING	VISUAL	SPEECH	ORTHOPEDIC	LEARNING	PSYCHOSOCIAL	OTHERS
ARKONG BATO	20	0	21	72	23	100	16	19	4
BAGBAGUIN	7	13	30	71	21	139	26	25	1
BALANGKAS	21	8	30	114	11	156	26	25	1
BIGNAY	33	16	46	117	39	326	40	66	0
BISIG	2	2	3	37	3	43	6	6	0
CANUMAY EAST	9	6	10	72	15	94	13	11	0
CANUMAY WEST	21	6	29	117	54	260	46	31	0
COLOONG	20	6	14	109	14	199	28	23	10
DALANDANAN	30	8	24	180	13	258	49	32	0
GEN.T	147	32	104	562	65	975	187	129	2
ISLA	5	3	10	41	6	66	18	9	4
KARUHATAN	44	16	75	421	58	445	100	195	3
LAWANG BATO	17	5	11	74	16	172	22	14	1
LINGUNAN	23	5	30	158	26	238	40	33	1
MABOLO	4	1	2	23	3	44	3	3	0
MALANDAY	31	6	45	167	31	245	30	21	1
MALINTA	71	20	94	575	56	810	118	115	0
MAPULANG LUPA	28	3	21	85	22	252	36	16	0
MARULAS	82	21	101	631	69	842	110	145	0
MAYSAN	26	2	34	203	21	320	58	79	0
P.VILLA	4	0	2	22	0	21	2	0	0
PALASAN	6	2	12	50	11	68	15	13	1
PARADA	16	2	26	136	29	265	55	36	1
PASO DE BLAS	15	1	13	87	6	148	27	23	0
PASOLO	14	2	12	76	11	90	12	16	0
POBLACION	0	0	0	17	1	11	0	3	0
POLO	2	0	1	24	3	20	3	7	0
PUNTURIN	23	6	25	75	16	144	26	37	10
RINCON	5	4	8	81	8	93	20	11	1
TAGALAG	3	5	7	58	2	49	8	11	1
UGONG	53	36	44	173	31	330	45	59	0
V.REALES	35	2	33	142	27	231	43	23	8
WAWANG PULO	6	1	9	29	9	38	7	18	1
TOTAL	823	240	926	4799	720	7492	1235	1254	51
GRAND TOTAL	17540								

SOURCE: CITY SOCIAL WELFARE AND DEVELOPMENT OFFICE



TABLE 161. SUMMARY OF PWD ISSUANCE OF ID AND BOOKLET

BARANGAY	ISSUANCE OF ID AND BOOKLETS														TOTAL
	0 - 9		10-17		18-25		26-36		37-47		48-59		60 - ABOVE		
	M	F	M	F	M	F	M	F	M	F	M	F	M	F	
ARKONG BATO	10	3	15	10	16	19	20	20	22	29	44	44	7	7	275
BAGBAGUIN	14	7	34	17	19	21	28	28	21	32	51	50	11	3	333
BALANGKAS	15	4	19	11	22	26	34	34	32	40	54	77	15	19	392
BIGNAY	32	21	45	31	35	44	48	48	71	76	87	89	21	24	683
BISIG	4	2	3	3	4	3	3	3	8	15	16	15	9	10	102
CANUMAY EAST	7	7	21	12	11	15	17	17	17	30	24	32	6	7	230
CANUMAY WEST	47	19	28	28	25	33	42	42	40	60	72	100	18	9	564
COLOONG	6	11	32	16	18	37	32	32	38	51	48	77	7	22	423
DALANDANAN	29	11	19	27	30	34	37	37	50	65	84	118	11	21	594
GEN. T. DE LEON	129	50	127	86	120	164	143	143	183	216	310	369	60	68	2203
ISLA	12	1	16	2	15	12	14	14	6	18	17	29	5	2	162
KARUHATAN	73	27	61	42	69	71	84	84	111	140	185	235	58	68	1357
LAWANG BATO	20	16	21	13	24	15	22	22	29	29	50	51	13	12	332
LINGUNAN	25	20	42	28	24	36	42	42	46	48	72	95	12	17	554
MABOLO	3	2	1	2	3	7	6	6	5	11	11	19	0	6	83
MALANDAY	25	5	32	30	33	37	35	35	37	61	91	105	18	18	577
MALINTA	68	35	106	65	82	99	133	133	144	225	269	338	62	86	1859
MAPULANG LUPA	22	15	24	19	32	34	32	32	32	40	62	92	19	6	463
MARULAS	94	42	97	74	109	124	157	157	166	197	300	351	75	64	2001
MAYSAN	26	19	52	25	37	33	43	43	59	83	124	132	17	35	743
PARIANCILLO VILLA	1	0	0	2	4	2	2	2	2	8	11	12	1	3	51
PALASAN	8	9	8	6	11	14	13	13	13	12	25	26	7	6	178
PARADA	39	13	41	23	27	31	48	48	55	53	66	95	16	18	566
PASO DE BLAS	18	10	18	8	12	25	27	27	34	27	39	46	13	14	320
PASOLO	3	6	16	10	13	20	17	17	19	24	29	30	11	11	233
POBLACION	1	0	0	3	3	3	1	1	3	1	4	5	3	1	32
POLO	5	0	3	3	5	3	4	4	5	3	5	6	2	4	60
PUNTURIN	16	19	15	17	19	11	24	24	40	30	46	66	10	9	362
RINCON	6	7	9	11	8	14	13	13	20	21	32	51	8	14	231
TAGALAG	1	3	7	5	6	6	6	6	16	17	26	28	2	7	144
UGONG	44	22	63	37	44	63	59	59	52	67	94	110	16	41	771
VEINTE REALES	20	15	36	14	30	29	37	37	50	55	74	94	23	28	544
WAWANG PULO	7	2	8	6	9	8	12	12	7	13	16	21	0	2	118
TOTAL	830	423	1019	686	919	1093	1235	1235	1433	1797	2438	3009	556	662	17540

SOURCE: CITY SOCIAL WELFARE AND DEVELOPMENT OFFICE



TABLE 162. NUMBER OF PAG ASA YOUTH ASSOCIATION OF THE PHILIPPINES (PYAP) MEMBERS

BARANGAY	MALE	FEMALE	TOTAL
Arkong Bato	6	7	13
Bagbaguin	6	4	10
Balangkas	6	3	9
Bisig	6	5	11
Bignay	6	10	16
Canumay East	6	6	12
Canumay West	6	6	12
Coloong	6	3	9
Dalandanan	6	4	10
Gen. T. De Leon	7	11	18
Karuhatan	6	10	16
Isla	6	8	14
Lawang Bato	6	6	12
Lingunan	6	9	15
Mabolo	7	5	12
Malanday	9	14	23
Malinta	9	24	33
Mapulang Lupa	6	4	10
Marulas	6	16	22
Maysan	8	5	13
Palasan	7	5	12
Parada	6	4	10
Pariancillo Villa	6	3	9
Paso De Blas	10	15	25
Pasolo	6	5	11
Poblacion	6	6	12
Pulo	6	3	9
Punturin	9	14	23
Rincon	9	2	11
Tagalag	8	3	11
Ugong	8	8	16
Veinte Reales	10	2	12
Wawang Pulo	6	6	12
Grand Total	227	236	463

SOURCE: CITY SOCIAL WELFARE AND DEVELOPMENT OFFICE



TABLE 163. TEMPORARY PWD ID 2020

Barangay	No. of IDs issued
District I	
Arkong Bato	7
Balangkas	5
Bisig	2
Bignay	29
Canumay East	8
Canumay West	29
Coloong	16
Dalandanan	13
Isla	4
Lawang Bato	18
Lingunan	19
Mabolo	6
Malanday	18
Malinta	69
Palasan	8
Pariancillo Villa	0
Pasolo	10
Poblacion	3
Pulo	2
Punturin	20
Rincon	5
Tagalag	5
Veinte Reales	27
Wawang Pulo	4
Total	327

District II	
Bagbaguin	18
Gen. T. De Leon	69
Karuhatan	40
Mapulang Lupa	22
Marulas	63
Maysan	22
Parada	10
Paso De Blas	13
Ugong	23
Total	280
Grand Total	607

SOURCE: CITY SOCIAL WELFARE AND DEVELOPMENT OFFICE

**TABLE 164. PYAP MEMBERS ACCORDING TO EDUCATIONAL ATTAINMENT**

CURRICULUM	TOTAL
College	130
High School	263
Elementary	70

TABLE 165. NUMBER OF OSY-PYAP MEMBERS ACCORDING TO GENDER

MALE	FEMALE	TOTAL
227	236	463

TABLE 166. PYAP MEMBERS MEMBERS ACCORDING TO CIVIL STATUS

CIVIL STATUS	TOTAL
Single	431
Live-in	30
Married	2

TABLE 167. TOTAL AMOUNT EXTENDED FROM ALL POINTS OF SERVICES

OFFICE	TOTAL AMOUNT EXTENDED
3S KARUHATAN	Php 1,515,000.00
3S MARULAS	Php 2,611,600.00
3S GENT DE LEON	Php 4,531,600.00
3S PUNTURIN	Php 2,341,500.00
3S UGONG	Php 1,102,500.00
CSWDO MAIN OFFICE	Php 17,112,300.00
GRAND TOTAL	Php 29,214,500.00

SOURCE: CITY SOCIAL WELFARE AND DEVELOPMENT OFFICE



TABLE 168. EMERGENCY WELFARE PROGRAM (CIU/3S CENTERS)

BARANGAY	CERTIFICATE OF INDIGENCY		REFERRALS / NETWORKING				FINANCIAL ASSISTANCE			
			SOCIAL CASE STUDY REPORT		REFERRAL LETTERS		MEDICAL ASSISTANCE		BALIK PROBINSYA	
	M	F	M	F	M	F	M	F	M	F
Arkong Bato	12	8	42	39	0	0	65	143	0	1
Bagbaguin	9	11	35	102	0	0	62	110	0	0
Balangkas	10	9	33	69	0	0	80	177	0	0
Bignay	11	22	62	59	0	0	204	368	0	0
Bisig	1	5	5	8	0	0	41	66	0	0
Canumay East	8	16	24	28	0	0	36	57	0	0
Canumay West	20	32	52	95	0	0	235	308	0	0
Coloong	7	17	44	50	0	0	86	209	0	1
Dalandanan	20	35	65	99	0	0	145	288	0	0
Gen T. De Leon	71	146	208	263	0	0	744	1674	0	0
Isla	8	6	17	33	0	0	55	135	0	0
Karuhatan	54	82	239	378	0	0	372	571	0	0
Lawang Bato	11	10	27	34	0	0	52	94	0	1
Lingunan	17	16	59	78	0	0	120	179	0	0
Mabolo	1	0	3	6	0	0	15	40	0	0
Malanday	11	21	39	57	0	0	117	364	0	0
Malinta	104	172	200	318	0	0	541	1421	1	0
Mapulang Lupa	23	41	58	107	0	0	77	200	1	0
Marulas	92	141	218	269	0	0	573	1078	0	0
Maysan	23	39	80	90	0	0	130	319	0	0
Palasan	1	8	12	20	0	0	40	83	0	0
Parada	9	23	20	86	0	0	77	184	0	0
Pariancillo Villa	0	0	7	13	0	0	8	54	0	0
Paso De Blas	12	31	38	67	0	0	78	152	0	0
Pasolo	6	8	20	33	0	0	59	118	0	0
Poblacion	0	0	1	5	0	0	4	19	0	0
Polo	2	1	4	10	0	0	15	33	0	0
Punturin	6	14	44	44	0	0	198	316	0	0
Rincon	3	4	29	34	0	0	44	107	0	0
Tagalag	3	2	18	14	0	0	30	56	0	0
Ugong	80	120	45	84	0	0	209	445	0	1
Viente Reales	20	18	57	73	0	0	118	224	1	0
Wawang Pulo	2	6	22	15	0	0	23	65	0	0
TOTAL	657	1064	1827	2680	0	0	4653	9657	3	4

SOURCE: CITY SOCIAL WELFARE AND DEVELOPMENT OFFICE



TABLE 169. A. AFTERCARE SERVICES FOR OPERATION TOKHANG

Aftercare Services for Operation Tokhang					
BARANGAY	N/A		ONGOING CLIENTS		TOTAL
	MALE	FEMALE	MALE	FEMALE	
Arkong Bato	0	0	5	0	5
Bagbaguin	0	0	3	0	3
Balangkas	0	0	2	0	2
Bignay	0	0	12	0	12
Bisig	0	0	0	0	0
Canumay East	0	0	0	0	0
Canumay West	0	0	14	1	15
Coloong	0	0	4	0	4
Dalandanan	0	0	3	0	3
Gen t de leon	0	0	13	1	14
Isla	0	0	0	0	0
Karuhatan	0	0	6	0	6
Lawang Bato	0	0	6	0	6
Lingunan	0	0	4	0	4
Mabolo	0	0	3	0	3
Malanday	0	0	3	1	4
Malinta	0	0	11	1	12
Mapulang Lupa	0	0	2	0	2
Marulas	0	0	8	1	9
Maysan	0	0	7	0	7
Palasan	0	0	1	0	1
Parada	0	0	5	0	5
Pariancillo Villa	0	0	0	0	0
Paso de blas	0	0	9	0	9
Poblacion	0	0	0	0	0
Pasolo	0	0	1	0	1
Pulo	0	0	0	0	0
Punturin	0	0	2	0	2
Rincon	0	0	0	0	0
Tagalag	0	0	8	0	8
Ugong	0	0	3	0	3
Veinte Reales	0	0	1	0	1
Wawang Pulo	0	0	3	0	3
Total	0	0	139	5	144

SOURCE: CITY SOCIAL WELFARE AND DEVELOPMENT OFFICE



TABLE 170. B. AFTERCARE SERVICES FOR OPERATION TOKHANG

BARANGAY	PROVISION OF LIVELIHOOD ASSISTANCE			FACILITATED EMPLOYMENT UNDER THE CITY GOVERNMENT			PROVIDED SCHOLARSHIP (CLIENT OR CHILDREN)			EMPLOYED UNDER THE GOVERNMENT INTERNSHIP (GIP)			CASH FOR WORK		
	MALE	FEMALE	TOTAL	MALE	FEMALE	TOTAL	MALE	FEMALE	TOTAL	MALE	FEMALE	TOTAL	MALE	FEMALE	TOTAL
Arkong Bato	0	0	0	0	0	0	0	0	0	0	0	0	2	1	3
Bagbaguin	1	0	1	1	0	1	0	0	0	0	0	0	3		3
Balangkas	1	0	1	0	0	0	0	0	0	0	0	0	2		2
Bignay	0	0	0	0	0	0	0	0	0	0	0	0	4		4
Bisig	0	0	0	0	0	0	0	0	0	0	0	0			
Canumay East	0	0	0	0	0	0	0	0	0	0	0	0			
Canumay West	3	0	3	1	0	1	0	0	0	0	0	0	3		3
Coloong	0	0	0	0	0	0	0	0	0	0	0	0	1		1
Dalandanan	0	0	0	0	0	0	0	0	0	0	0	0			
Gen t de leon	5	0	5	1	0	1	0	0	0	0	0	0	4		4
Isla	0	0	0	0	0	0	0	0	0	0	0	0			
Karuhatan	0	0	0	0	0	0	0	0	0	0	0	0	1	1	2
Lawang Bato	0	0	0	0	0	0	0	0	0	0	0	0			
Lingunan	0	0	0	0	0	0	0	0	0	0	0	0			
Mabolo	0	0	0	0	0	0	0	0	0	0	0	0	1		1
Malanday	4	1	5	0	0	0	0	0	0	0	0	0	1	1	2
Malinta	1	1	2	0	0	0	0	0	0	0	0	0	5	2	7
Mapulang Lupa	1	0	1	1	0	1	0	0	0	0	0	0	3		3
Marulas	0	0	0	0	0	0	0	0	0	0	0	0	1		1
Maysan	0	0	0	0	0	0	0	0	0	0	0	0	1		1
Palasan	0	0	0	0	0	0	0	0	0	0	0	0			
Parada	0	0	0	0	0	0	0	0	0	0	0	0			
Pariancillo Villa	0	0	0	0	0	0	0	0	0	0	0	0			
Paso de blas	1	0	1	1	0	1	0	0	0	0	0	0	4		4
Poblacion	0	0	0	0	0	0	0	0	0	0	0	0			
Pasolo	0	0	0	0	0	0	0	0	0	0	0	0	4		4
Pulo	0	0	0	0	0	0	0	0	0	0	0	0			
Punturin	0	0	0	0	0	0	0	0	0	0	0	0	1		1
Rincon	0	0	0	0	0	0	0	0	0	0	0	0			
Tagalag	0	0	0	0	0	0	0	0	0	0	0	0		1	1
Ugong	1	0	1	1	0	1	0	0	0	0	0	0	3		3
Veinte Reales	0	0	0	0	0	0	0	0	0	0	0	0			
Wawang Pulo	0	0	0	0	0	0	0	0	0	0	0	0	1		1
TOTAL	18	2	20	6	0	6	0	0	0	0	0	0	45	6	51

SOURCE: CITY SOCIAL WELFARE AND DEVELOPMENT OFFICE



TABLE 171. NUMBER OF REGISTERED SENIOR CITIZENS

BARANGAY	NUMBER OF SENIOR CITIZENS
Arkong Bato	97
Balangkas	127
Bignay	328
Bisig	25
Canumay East	92
Canumay West	178
Coloong	124
Dalandanan	210
Isla	51
Lawang Bato	147
Lingunan	191
Mabolo	22
Malanday	171
Malinta	394
Palasan	70
Pariancillo Villa	12
Pasolo	70
Poblacion	1
Polo	11
Punturin	149
Rincon	54
Tagalag	35
Viente Reales	221
Wawang Pulo	35
Bagbagun	109
Gen T. De Leon	862
Karuhatan	384
Mapulang Lupa	212
Marulas	607
Maysan	206
Parada	145
Paso De Blas	117
Ugong	358
TOTAL	5,815

SOURCE: CITY SOCIAL WELFARE AND DEVELOPMENT OFFICE



TABLE 172. SUMMARY OF ASSISTIVE DEVICES GRANTED

BARANGAY	MALE	FEMALE	TOTAL
Arkong Bato	5	2	7
Bagbaguin	1	3	4
Balangkas	5	5	10
Bignay	8	11	19
Bisig	2	3	5
Canumay East	1	1	2
Canumay West	2	6	8
Coloong	2	5	7
Dalandanan	5	3	8
Gen T. De Leon	18	17	35
Isla	0	3	3
Karuhatan	12	16	28
Lawang Bato	1	3	4
Lingunan	11	5	16
Mabolo	0	0	0
Malanday	3	9	12
Malinta	12	24	36
Mapulang Lupa	4	7	11
Marulas	20	19	39
Maysan	6	7	13
Palasan	3	2	5
Parada	2	4	6
Parancillo Villa	0	1	1
Paso De Blas	0	3	3
Pasolo	2	3	5
Poblacion	0	0	0
Pulo	0	3	3
Punturin	2	8	10
Rincon	1	3	4
Tagalag	1	3	4
Ugong	8	10	18
Viente Reales	6	3	9
Wawang Pulo	2	3	5
TOTAL RECEPIENTS	145	195	340

SOURCE: CITY SOCIAL WELFARE AND DEVELOPMENT OFFICE



TABLE 173. ASSISTIVE DEVICE PROVISION

ASSISTIVE DEVICE	MALE	FEMALE	TOTAL
Adult Wheelchair	104	124	228
Pedia Wheelchair	1	1	2
Adult Crutches	14	3	17
Pedia Crutches	0	0	0
Walker	11	15	26
Quad Cane	10	19	29
Single Cane	13	19	32
Nebulizer	4	2	6
GRAND TOTAL	157	183	340

TABLE 174. COMPARATIVE STATISTICAL REPORT ON ENROLLMENT

SCHOOL YEAR	3 - YEAR OLD	4 - YEAR OLD	TOTAL
2019-2020	3,116	7959	11,075
2020-2021	2,113	4,856	6,969

TABLE 175. NUMBER OF DAY CARE WORKERS

SCHOOL YEAR	DAY CARE WORKERS		TOTAL
	DISTRICT I	DISTRICT II	
2019-2020	93	87	180
2020-2021	83	73	156

TABLE 176. NUMBER OF DAY CARE CENTERS

SCHOOL YEAR	DAY CARE CENTERS		TOTAL
	DISTRICT I	DISTRICT II	
2019-2020	51	36	87
2020-2021	52	36	88

SOURCE: CITY SOCIAL WELFARE AND DEVELOPMENT OFFICE



**TABLE 177. ENROLLMENT REPORT S.Y. 2020 - 2021
(DISTRICT I)**

Day Care Center	No.	Day Care Worker	Pre-K1			Pre-K2			Grand Total
			M	F	T	M	F	T	
			Arkong Bato I A	1	Jackilou L. Gazar	3	6	9	
Arkong Bato I B	2	Ferdinand S. Gaquit	3	7	10	10	17	27	37
Arkong Bato (3S) II	3	Rommel Richel A. Caluag	4	5	9	13	7	20	29
Balangkas (3S) A	4	Patricia Joy S.D. Torreblanca	7	13	20	10	14	24	44
Balangkas (3S) B	5	Freddie B. Caputero	6	9	15	17	15	32	47
Bilog A	6	Abigail D. Nuñez	5	5	10	14	17	31	41
Bilog B	7	Realyn R. Delos Santos	7	3	10	17	15	32	42
Bignay I	8	Jasmine Joy D. Olandez	6	8	14	16	20	36	50
Bignay II	9	Dimple D. Bravo	12	8	20	13	25	38	58
Bignay II (Extension)	10	Annie C. Dorias	7	8	15	17	23	40	55
Bignay III A	11	Ma. Reynarey S. Bulan	7	7	14	15	24	39	53
Bignay III B	12	Jomar E. Ceniza	5	11	16	16	20	36	52
Disiplina Village Bignay (3S) IV	13	Karl Cedrick B. Remo	6	10	16	16	18	34	50
Disiplina Village Bignay V	14	Maria Roda S. Jamilla	7	11	18	19	15	34	52
Disiplina Village Bignay VI	15	Nanette F. Recamara	4	10	14	8	22	30	44
Disiplina Village Bignay VII	16	Rochelle Ann A. Imjada	3	10	13	18	16	34	47
Disiplina Village Bignay VIII	17	Michelle Ann V. De Castro	7	7	14	15	16	31	45
Disiplina Village Bignay IX	18	Rosie C. Silos	9	8	17	13	20	33	50
Bignay X	19	Jenny S. Soriano	7	9	16	19	13	32	48
Bisig	20	Paula Jericka N. Manapat	7	7	14	10	3	13	27
Canumay East	21	Liza T. Bejeson	5	8	13	21	22	43	56
Canumay East (3S)	22	Jhenrick E. Arevalo	5	10	15	18	22	40	55
Canumay Libis A	23	Ferlyn S. Aguilar	11	5	16	22	22	44	60
Canumay Libis B	24	Lalaine T. Pascual	9	7	16	18	27	45	61
Canumay West A	25	Gladys M. Marcos	7	11	18	21	23	44	62
Canumay West B	26	Jalou P. Erpelo	11	7	18	20	23	43	61
Canumay West C	27	Joelle Alaine P. Dela Vega	9	9	18	22	19	41	59
Morning Ville	28	Eron Pol P. Tolentino	10	11	21	30	17	47	68
Coloong A	29	Mary Joy A. Capotulan	5	6	11	12	9	21	32
Coloong B	30	Frances Joy T. Estrella	8	4	12	12	12	24	36
Coloong C	31	Leonila A. Medina	7	3	10	14	9	23	33
Dalandanan I A	32	Andrea G. Toh	5	7	12	10	11	21	33
Dalandanan I B	33	Marciana C. Sadiwa	6	6	12	12	9	21	33
Dalandanan II	34	Maribel C. Futol	2	5	7	10	24	34	41
Dalandanan III	35	Merry Katherine S. Dador	2	5	7	15	17	32	39
GK Manolo	36	Eleriza M. Nazareno	7	8	15	14	11	25	40
Isla	37	Kristine Joyce C. Salvador	5	8	13	13	16	29	42
Lawang Bato I A	38	Hazel L. Velilla	7	8	15	15	9	24	39
Lawang Bato I B	39	Edzen C. Legaspi	8	7	15	14	9	23	38
Lawang Bato (3S) III A	40	Honey Grace D. Aungon	8	12	20	32	14	46	66
Lawang Bato (3S) III B	41	Ayra B. Catuiza	11	10	21	24	20	44	65
Lawang Bato (3S) III C	42	Mercelita P. Badeo	10	10	20	24	24	48	68
Lingunan (3S) I A	43	April Rose S. Santos	12	11	23	19	19	38	61
Lingunan (3S) I B	44	Maribel H. Tomaneng	11	11	22	19	16	35	57

(more)

SOURCE: CITY SOCIAL WELFARE AND DEVELOPMENT OFFICE



Ecological Profile 2021

Lingunan (3S) II A	45	Darwin S. Concepcion	4	6	10	15	13	28	38
Lingunan (3S) II B	46	Jeanne R. Landingin	6	7	13	24	15	39	52
Lingunan (3S) II C	47	Editha M. Custodio	4	9	13	21	24	45	58
Mabolo	48	Criselda B. Ramos	4	2	6	9	5	14	20
Malanday A	49	Susana S. Manabat	6	10	16	12	19	31	47
Malanday B	50	Amy B. Angeles	6	7	13	15	18	33	46
Malanday C	51	Melissa B. Veneracion	6	10	16	12	19	31	47
Malinta	52	Junalyn C. Zarain	4	4	8	18	18	36	44
Balubaran I A	53	Zarina V. Garcia	8	5	13	12	13	25	38
Balubaran I B	54	Karla B. Aguinaldo	8	4	12	11	14	25	37
Balubaran II	55	Eielleen V. Macabatas	6	7	13	13	11	24	37
Bukid Malinta A	56	Jespel A. Nallas	3	4	7	11	10	21	28
Bukid Malinta B	57	Melody R. Dy	5	4	9	11	10	21	30
Dulong Tangke (3S) A	58	Editha V. Deniega	11	6	17	22	20	42	59
Dulong Tangke (3S) B	59	Aleli T. Nuguid	9	9	18	24	15	39	57
Egbert A	60	Cecilia V. Villanueva	2	4	6	14	21	35	41
Egbert B	61	Reginalyn P. Rivera	3	5	8	15	18	33	41
Jadevine	62	Jemelyn Joy B. Bruzola	6	3	9	14	13	27	36
Palasan A	63	Jennifer S. Limpiado	5	7	12	20	11	31	43
Palasan B	64	Jessica Angelee R. Baquiran	5	7	12	17	14	31	43
Pariancillo Villa	65	Veronica B. Perez	8	5	13	7	3	10	23
Pasolo (3S) A	66	Ronah Jean N. Huliganga	8	10	18	12	9	21	39
Pasolo (3S) B	67	Elvira D. Aguinaldo	6	9	15	13	10	23	38
Polo	68	Noralyn R. Baloloy	4	11	15	5	10	15	30
Punturin I A	69	Amalia P. Bonaobra	5	7	12	17	12	29	41
Punturin I B	70	Ma. Cecilia B. Ramirez	4	6	10	12	9	21	31
Punturin II A	71	Jhona M. Mallari	7	6	13	17	14	31	44
Punturin II B	72	Dennis F. Nacino	4	9	13	18	18	36	49
Punturin II C	73	Vernalyn R. Tirol	9	4	13	17	19	36	49
Rincon A	74	Archie B. Blancada	9	7	16	18	16	34	50
Rincon B	75	Sharon I. Lanquino	3	12	15	18	16	34	49
Tagalag	76	Olivia A. Bernardo	8	11	19	11	5	16	35
Veinte Reales I A	77	Leah Marie A. Elemento	4	4	8	12	7	19	27
Veinte Reales I B	78	Nelson P. Tolentino Jr.	4	3	7	10	8	18	25
Veinte Reales I C	79	Menchie B. Rivera	6	3	9	11	9	20	29
Veinte Reales II	80	Jenett G. Santiago	5	5	10	10	6	16	26
Veinte Reales III (Palawan)	81	Gladys M. Velarde	7	10	17	18	21	39	56
Wawang Pulo (3S) A	82	Jennifer D. Baluyot	2	4	6	12	9	21	27
Wawang Pulo (3S) B	83	Priscilla B. Alcantara	8	0	8	10	8	18	26
TOTAL			525	597	1122	1275	1250	2525	3647

SOURCE: CITY SOCIAL WELFARE AND DEVELOPMENT OFFICE

TABLE 178. ENROLLMENT REPORT S.Y. 2020 - 2021
(DISTRICT II)

Day Care Center	No.	Day Care Worker	Date: 01/15/2021						Grand Total
			Pre-K1			Pre-K2			
			M	F	T	M	F	T	
Bagbaguin (3S) I A	1	Mileen R. Hallasgo	12	3	15	18	13	31	46
Bagbaguin (3S) I B	2	Irene Shaira V. Manuyag	6	8	14	12	18	30	44
Bagbaguin (3S) I C	3	Lorena G. Dacallos	5	6	11	14	21	35	46
Bagbaguin II	4	Emeline D. Mercado	6	7	13	14	19	33	46
Bagong Nayon A	5	Jomar N. Dela Cruz	4	8	12	13	14	27	39
Bagong Nayon B	6	Jennica P. De Guzman	7	5	12	12	15	27	39
Gen. T. de Leon (3S) A	7	Milagros P. Samson	5	13	18	13	22	35	53
Gen. T. de Leon (3S) B	8	Christine Joy Y. Cerezo	8	11	19	20	14	34	53
Gen. T. de Leon (3S) C	9	Raquel B. Sadile	8	10	18	13	20	33	51
Gen. T. de Leon (3S) D	10	John Patrick C. Javier	6	11	17	16	17	33	50
Gen. T. de Leon MEGA A	11	Benalyn C. Pacariem	6	11	17	14	19	33	50
Gen. T. de Leon MEGA B	12	Genevieve G. Francisco	11	6	17	18	17	35	52
Gen. T. de Leon MEGA C	13	Marietta H. Occiano	8	9	17	18	17	35	52
Azicate	14	Judy Ann S. Colendres	7	10	17	14	17	31	48
Independence A	15	Lucyle V. Ngo	9	9	18	14	16	30	48
Independence B	16	Ernalyn P. Tagubaras	8	7	15	17	16	33	48
Fortune I A	17	Jesusa N. Paña	9	8	17	18	28	46	63
Fortune I B	18	Cora P. Guerrero	7	9	16	22	25	47	63
Sitio Kabatuhan I A	19	Danica N. Velasco	7	6	13	15	11	26	39
Sitio Kabatuhan I B	20	Felix V. Alondres	4	6	10	16	10	26	36
Sitio Kabatuhan II A	21	Jellie E. Balmes	5	8	13	12	16	28	41
Sitio Kabatuhan II B	22	Mariben A. Pamado	4	9	13	15	12	27	40
Upper Tibagan A	23	Cherilyn L. Hiñola	3	11	14	14	15	29	43
Upper Tibagan B	24	Berlin Von S. Blanco	5	9	14	13	14	27	41
Karuhatan (3S) I A	25	Ivy Y. Bereber	8	9	17	24	17	41	58
Karuhatan (3S) I B	26	Ma. Jinky P. Vasquez	14	6	20	19	18	37	57
Karuhatan (3S) I C	27	Karen C. Mayrena	10	5	15	19	23	42	57
Karuhatan II A	28	Carina J. Aquino	13	6	19	18	16	34	53
Karuhatan II B	29	Mary Jane J. Pael	12	7	19	17	16	33	52
Family Compound A	30	Nora L. Juatas	7	7	14	15	14	29	43
Family Compound B	31	Allaiza A. Manahan	4	12	16	18	10	28	44
Mapulang Lupa I	32	Jet D. Mongalo	4	5	9	15	18	33	42
Mapulang Lupa II A	33	Evelyn S. Conag	6	4	10	14	13	27	37
Mapulang Lupa II B	34	Judel Nieva J. Catalan	7	6	13	11	9	20	33
Mapulang Lupa III A	35	Nisha Kumari B. Manhas	11	10	21	13	18	31	52
Mapulang Lupa III B	36	Mary Joy B. Alvarez	6	8	14	18	22	40	54
Marulas (3S) I A	37	Angelica S. Ostonal	6	11	17	14	17	31	48
Marulas (3S) I B	38	Rhonalyn M. Manuel	10	10	20	13	18	31	51
Marulas (3S) I C	39	Ruby A. Radam	7	8	15	18	18	36	51
Marulas II A	40	Edna P. Tugade	4	6	10	16	24	40	50
Marulas II B	41	Maricar F. Pagayon	4	6	10	20	19	39	49

SOURCE: CITY SOCIAL WELFARE AND DEVELOPMENT OFFICE



Ecological Profile 2021

Don Pedro	42	Rodelea S. Belleza	8	11	19	18	16	34	53
Elysian	43	Lydia I. Roman	10	8	18	13	10	23	41
Kiwanis I A	44	Mary Joy I. Augusto	3	9	12	10	11	21	33
Kiwanis I B	45	Aicel C. Lingo	6	6	12	11	11	22	34
Kiwanis II A	46	Melanie R. Sembrano	6	3	9	12	12	24	33
Kiwanis II B	47	Narcitas P. Del Rosario	4	4	8	9	13	22	30
Sitio Sabino	48	Charito S. Araos	8	6	14	21	24	45	59
Tampoy	49	Emerita G. Biagtan	5	3	8	6	11	17	25
Tanglaw ng Nayon	50	Yolanda R. Arenas	5	9	14	14	24	38	52
Maysan (3S) Main I A	51	Miriam D. Mueca	3	4	7	28	13	41	48
Maysan (3S) Main I B	52	Ma. Roxan N. Cajayon	0	5	5	19	23	42	47
Maysan (3S) Main II A	53	Myra P. Malanay	8	8	16	19	23	42	58
Maysan (3S) Main II B	54	John Vernard B. Torio	6	9	15	19	22	41	56
Maysan (3S) Annex III A	55	Jezra L. Lazaro	10	7	17	13	16	29	46
Maysan (3S) Annex III B	56	Christopher D. San Andres	3	13	16	12	14	26	42
Parada A	57	Rona Mae D. Amedo	10	6	16	18	24	42	58
Parada B	58	Mary Joy F. Caranay	7	11	18	21	20	41	59
Parada C	59	Myrna C. Muli	11	7	18	23	19	42	60
Paso de Blas	60	Bernadette L. Martinez	4	12	16	18	19	37	53
Bagong Kaunlaran	61	Gemma M. Sardon	6	7	13	14	20	34	47
Ugong (3S) I A	62	Alma E. Mendoza	9	1	10	20	16	36	46
Ugong (3S) I B	63	Sharina F. Malicdem	3	7	10	16	19	35	45
Ugong (3S) I C	64	Sheena May B. Logatiman	2	5	7	14	22	36	43
Ugong (3S) II A	65	Aileene M. Pangilinan	5	1	6	11	12	23	29
Ugong (3S) II B	66	Denitz T. Sierra	5	2	7	10	12	22	29
Ugong (3S) II C	67	Cristine Jane T. Espenueva	7	1	8	11	9	20	28
Bonbonville A	68	Beberly V. Lazaro	3	4	7	11	12	23	30
Bonbonville B	69	Michelle R. Yabut	4	4	8	10	13	23	31
Bonbonville C	70	Evangelina C. Nazar	2	5	7	12	12	24	31
Disiplina Village Ugong A	71	Sheila Mari D. Lonezo	8	3	11	15	13	28	39
Disiplina Village Ugong B	72	Karen B. Budol	4	6	10	16	12	28	38
Disiplina Village Ugong C	73	Analy N. Amoroso	3	7	10	15	12	27	37
TOTAL			471	520	991	1126	1205	2331	3322

	DISTRICT I	DISTRICT II	GRAND TOTAL
GRAND TOTAL	3647	3322	6969

SOURCE: CITY SOCIAL WELFARE AND DEVELOPMENT OFFICE



TABLE 179. SOLO PARENT I.D ISSUED

BARANGAY	FEMALE	MALE	TOTAL
Arkong Bato	27	0	27
Bagbaguin	62	4	66
Balangkas	28	2	30
Bignay	117	6	123
Bisig	0	0	0
Canumay East	30	3	33
Canumay West	18	2	20
Coloong	32	2	34
Dalandanan	46	2	48
Gen. T. De Leon	377	14	391
Isla	19	2	21
Karuhatan	31	0	31
Lawang Bato	55	5	60
Lingunan	23	0	23
Mabolo	6	0	6
Malanday	80	5	85
Malinta	222	13	235
Mapulang Lupa	75	2	77
Marulas	300	21	321
Maysan	98	5	103
Palasan	26	2	28
Parada	63	8	71
Pariancillo Villa	5	0	5
Paso De Blas	59	2	61
Pasolo	33	0	33
Poblacion	5	0	5
Polo	3	0	3
Punturin	59	4	63
Rincon	19	4	23
Tagalag	12	2	14
Ugong	41	0	41
Veinte Reales	59	3	62
Wawang Pulo	19	1	20
TOTAL	2049	114	2163

SOURCE: CITY SOCIAL WELFARE AND DEVELOPMENT OFFICE

**TABLE 180. TOTAL NO. OF REGISTERED BIRTH, MARRIAGE AND DEATH CERTIFICATE**

CERTIFICATES	JANUARY	FEBRUARY	MARCH	APRIL	MAY	JUNE	JULY	AUGUST	SEPTEMBER	OCTOBER	NOVEMBER	DECEMBER	TOTAL
BIRTH CERTIFICATE	502	410	405	493	513	527	504	549	589	633	295	554	5974
MARRIAGE CERTIFICATE	152	163	195	96	123	201	155	112	87	158	183	275	1,900
DEATH CERTIFICATE	371	299	436	561	400	349	408	511	630	383	294	269	4,911
GRAND TOTAL	1025	872	1036	1150	1036	1077	1067	1172	1306	1174	772	1098	12785

SOURCE: LOCAL CIVIL REGISTRY

TABLE 181. DRUG SURRENDEREES AND NUMBER OF TREATED

BARANGAY	NO. OF SURRENDEREES										NO. OF TREATED				TOTAL NO. OF TREATED
	RECOMMENDED TO COMMUNITY-BASED REHABILITATION PROGRAM					RECOMMENDED TO IN-HOUSE REHABILITATION PROGRAM					CBRP		IN-HOUSE		
	MALE	MALE BELOW 18	FEMALE	FEMALE BELOW 18	TOTAL NO. OF SURRENDEREES	MALE	MALE BELOW 18	FEMALE	FEMALE BELOW 18	TOTAL NO. OF SURRENDEREES	MALE	FEMALE	MALE	FEMALE	
ARKONG BATO	2	0	0	0	2	3	0	1	0	4	0	0	0	0	0
BALANGKAS	0	0	0	0	0	2	0	0	0	2	0	0	0	0	0
BIGNAY	0	0	0	0	0	2	0	0	0	2	0	0	0	0	0
BISIG	0	0	0	0	0	0	0	0	0	0	0	0	0	0	0
CANUMAY EAST	12	0	0	0	12	0	0	1	0	1	0	0	0	0	0
CANUMAY WEST	7	0	0	0	7	2	0	0	0	2	0	0	0	0	0
COLOONG	0	0	0	0	0	0	0	0	0	0	0	0	0	0	0
DALANDANAN	5	0	0	0	5	1	0	0	0	1	0	0	0	0	0
ISLA	0	0	0	0	0	0	0	0	0	0	0	0	0	0	0
LAWANG BATO	2	0	0	0	2	0	0	0	0	0	0	0	0	0	0
LINGUNAN	0	0	0	0	0	0	0	0	0	0	0	0	0	0	0
MABOLO	0	0	0	0	0	0	0	0	0	0	0	0	0	0	0
MALANDAY	2	0	0	0	2	0	0	0	0	0	0	0	0	0	0
MALINTA	4	0	0	0	4	2	0	0	0	2	0	0	0	0	0
PALASAN	1	0	0	0	1	0	0	0	0	0	0	0	0	0	0
PARIANCILLO VILLA	0	0	0	0	0	0	0	0	0	0	0	0	0	0	0
PASO	0	0	0	0	0	0	0	0	0	0	0	0	0	1	1
POBLACION	0	0	0	0	0	1	0	0	0	1	0	0	1	0	1
POLO	1	0	0	0	1	0	0	0	0	0	0	0	0	0	0
PUNTURIN	1	0	0	0	1	1	0	0	0	1	0	0	0	0	0
RINCON	0	0	0	0	0	0	0	0	0	0	0	0	0	0	0
TAGALAG	2	0	0	0	2	2	0	0	0	2	0	0	0	0	0
VEINTE REALES	8	0	0	0	8	0	0	0	0	0	0	0	0	0	0
WAWANG PULO	0	0	0	0	0	0	0	0	0	0	0	0	1	0	1
BAGBAGUIN	0	0	0	0	0	0	0	0	0	0	0	0	0	0	0
GEN T. DE LEON	1	0	1	0	2	1	0	0	0	1	0	0	0	0	0
KARUHATAN	0	0	0	0	0	0	0	0	0	0	0	0	0	0	0
MAPULANG LUPA	0	0	0	0	0	0	0	0	0	0	0	0	0	0	0
MARULAS	1	0	0	0	1	1	0	0	0	1	0	0	0	0	0
MAYSAN	4	0	0	0	4	0	0	0	0	0	0	0	0	0	0
PARADA	2	0	0	0	2	0	0	0	0	0	0	0	0	0	0
UGONG	3	0	0	0	3	0	0	0	0	0	0	0	0	0	0
PASO DE BLAS	5	0	0	0	5	1	0	0	0	1	0	0	0	0	0
GRAND TOTAL	63	0	1	0	64	19	0	2	0	21	0	0	2	1	3

SOURCE: VALENZUELA ANTI-DRUG ABUSE OFFICE



City Government of Valenzuela

Ecological Profile 2021

7. HOUSING AND RESETTLEMENT

**TABLE 182. SOCIALIZED HOUSING PROJECT UNDER GMM**

HABITAT FOR HUMANITY				
BARANGAY	ASSOCIATION	# OF MEMBERS	TOTAL	REMARKS / STATUS
Karuhatan	Polo Transmitting Community Development Cooperative, Inc	86	86	
	Biyayang Tahanan Homeowners Association, Inc.	72	72	
Parada	Tandang Manang HOA	60	60	*land acquisition under CMP
TOTAL		218	218	

TABLE 183. SOCIALIZED HOUSING PROJECT UNDER GLAD

GROUP LAND ACQUISITION AND DEVELOPMENT (PAG-IBIG)				
BARANGAY	ASSOCIATION	# OF MEMBERS	TOTAL	REMARKS/STATUS
Marulas	Bukid Urban Poor, Inc	15	15	
Ugong	Duhat Compound HOA, Inc.	56	56	
Bignay	Neighborhood	75	75	
TOTAL		146	146	

TABLE 184. SOCIALIZED HOUSING PROJECT UNDER OFF SITE RELOCATION

BARANGAY	ASSOCIATION	# OF MEMBERS	TOTAL
Bignay	Bernabe Compound Neighborhood Association	112	174
	Caingin Neighborhood Association Inc.	62	
TOTAL		174	174

TABLE 185. SOCIALIZED HOUSING PROJECT UNDER CLASP

COMMUNITY LAND ACQUISITION SUPPORT PROGRAM				
BARANGAY	ASSOCIATION	# OF MEMBERS	TOTAL	REMARKS/STATUS
Marulas	Bureau of Animal Industry Marulas HOA, Inc	158	158	Land is government property
Ugong	La Mesa St HOA	24	24	
TOTAL		182	182	

TABLE 186. COMMUNITY LAND ACQUISITION SUPPORT PROGRAM

ON GOING (DIRECT PURCHASE)			
BARANGAY	ASSOCIATION	# OF MEMBERS	TOTAL
Canumay	Villa Barretto HOA - Phase 1	248	508
	Villa Barretto HOA - Phase 2	260	
TOTAL		508	508

SOURCE: HOUSING AND RESETTLEMENT OFFICE

**TABLE 187. SOCIALIZED HOUSING PROJECT UNDER CMP (TAKE OUT) LGU ORIGINATED**

COMMUNITY MORTGAGE PROGRAM			
BARANGAY	ASSOCIATION	# OF MEMBERS	TOTAL
Dalandanan	Samahang Magkakapitbahay ng Angeles Compound, Inc	40	40
	Samahang Magkakapitbahay ng Hulo	11	11
Malanday	Tahanang Walang Tuntungan, Inc.	512	512
	Samahang Magkakapitbahay ng ACA Compound, Inc.	36	36
Arkong Bato	Delfin Velilla NAI	240	240
Gen. T. De Leon	Kabatuhan Compound HOA 1	341	341
	Kabatuhan Compound HOA 2	311	311
	Kabatuhan Compound HOA 3	395	395
Marulas	T. Concepcion Subd. Homeowners' Coop, Inc	70	70
TOTAL		1,956	1,956

TABLE 188. A. SOCIALIZED HOUSING PROJECT UNDER CMP (TAKE OUT) NGO ORIGINATED

COMMUNITY MORTGAGE PROGRAM			
BARANGAY	ASSOCIATION	# OF MEMBERS	TOTAL
Dalandanan	Pinagbuklod ng Tadhana HOA (PITA)	135	135
	T. C. Encarnacion Comp. HOA	14	14
	Manolo Compound Dalandanan HOA	161	161
	Tiwala HOA	79	79
Pasolo	Pasolo Bungad HOA	70	70
	Pasolo HOA, Inc. Phase 2	71	71
Balangkas	Balangkas HOA	225	225
	Villa Milagros HOA	96	96
Isla	Pabilonia HOA	101	101
	Damayan ng mga Mamamayan Para sa Tagumpay sa Lupa HOA, Phase 1-2	94	94
Palasan	Enriquez Compound Palasan HOA	29	29
Bignay	Sitio Kaingin Ext. HOA, Inc.	251	251
Canumay	Villa Barretto Phase 3 HOA	244	244
Lingunan	GML HOA Phase 1	195	195
	GML HOA Phase 2	117	117
Bagbaguin	Dekada Ville HOA	152	152
Parada	Pinagpala NAI	98	98
Karuhatan	Blessed Hope HOA	5	5
	De Regla Compound HOA	26	26
Gen. T. de Leon	JE FAMA HOA	368	368
Mapulang Lupa	Samahang Kabuhayan sa Mapulang Lupa	244	244
Malinta	Durisol Compound HOA	40	40
Veinte Reales	Laon HOA's Federation Inc. (Dec. 2020 - takeout)	1,632	1,632
TOTAL		4,448	4,448

SOURCE: HOUSING AND RESETTLEMENT OFFICE

**TABLE 189. B. SOCIALIZED HOUSING PROJECT UNDER CMP (TAKE OUT) NGO ORIGINATED**

COMMUNITY MORTGAGE PROGRAMz			
BARANGAY	ASSOCIATION	# OF MEMBERS	TOTAL
Ugong	Riverside Ugong Malaya HOA Phase 1	117	117
	Riverside Ugong Malaya HOA Phase 2	237	237
	Bon Bon Bisig Pagkakaisa HOA	97	97
	LAMESA Ville HOA 2	32	32
	LAMESA Ville HOA	36	36
	Eco Green HOA	19	19
	Aces Code Project 1	231	231
Lawang Bato	Treasureville HOA, Inc.	51	51
Gen. T. De Leon	Dominador Asis HOA, Inc (Philssa Upsurge Program/WB)	189	189
	RMS VILLE HOA	244	244
	Samahang Magkakapitbahay ng De Gulas Compound	246	246
	Calle Onse HOA	28	28
Bignay	Hipolito HOA, Inc.	52	52
Canumay	United Libis HOA Phase I	248	248
	United Libis HOA Phase II	154	154
GRAND TOTAL:		6,074	6,074

TABLE 190. LIST OF COMMUNITY ASSOCIATION ACCREDITED BY THE HOUSING AND RESETTLEMENT OFFICE (DISTRICT I)

AS OF JANUARY 2021			
BARANGAY	NAME OF ORGANIZATION	NO.OF MEMBERS	ADDRESS
DISTRICT I			
ARKONG BATO	1. Pinag-isang Damdamin ng Arkong Bato Inc. 2. Delfin Villilia Neighborhood Association Inc. UNORGANIZED: Peter King Property	· 577 · 240 · 200	· Sanchez St. · Navarette St.
BALANGKAS	1. Balangkas HOA Inc. Phase II 2. Villa Milagros HOA, Inc. 3. Balangkas HOA, Inc.	· 225 · 96 · 70	· Jasmine St. · Blk 4 Lot 15 Mansanas St., Bilog · Jasmin St. Balangkas
BIGNAY	1. Samahang Kapatiran ng Mahabang Parang Inc. (Samahang Kapatiran ng Magkakapitbahay ng Barangay Bignay, Inc.) 2. Sitio Kabatuhan Ext. Neighborhood Association, Inc. 3. Bernabe Comp. Neigh. Assoc. Inc. 4. Northville 1 HOA, Inc.(KASARIVAL) 5. Northville 2 HOA ,Inc. (HARV) 6. Hipolito HOAI 7. Denilla Ville HOA 8. Caingin NAI (CNAI) 9. Amabelle II HOA 10. Disiplina Village Bignay Cluster 1 11. Disiplina Village Bignay Cluster 2 12. Disiplina Village Bignay Cluster 3 13. Disiplina Village Bignay Cluster 4 14. Disiplina Village Bignay Cluster 5 15. Disiplina Village Bignay Cluster 6 16. Disiplina Village Bignay Cluster 7 17. San Baraquel Homes Bignay HOA	· 100 · 75 · 110 · 1,187 · 1,297 · 52 · 36 · 62 · 135 · 1,845 · 350	· 129-A Mahabang Parang St. · Mahabang Parang St. · Mahabang Parang St. · Sitio Galas · Sitio Ibaba, Mahabang Parang · Hulo St. · Hulo St. · Mahabang Parang St. · Amabelle Ph. 2, Bignay · Sitio Gulod Disiplina Village · San Baraquel Bignay

(more)



Ecological Profile 2021

CANUMAY	<p>WEST</p> <ol style="list-style-type: none"> 1. Samahang Matatag ng Munting Nayon Neigh. Assoc.Inc 2. BESTFRIEND NEIGH. ASS'N. INC 3. Villa Barretto HOA Phase I 4. Villa Barretto HOA Phase II 5. Villa Barretto HOA Phase III 6. NORTHVILLE 2-A 7. Morning Ville HOA <p>EAST</p> <ol style="list-style-type: none"> 8. Tulungan Neigh. Assoc. Inc 9. United Libis HOA Assoc. Phase I 10. United Libis HOA Phase II 11. Kapit Bisig Neighborhood Assoc., of Canumay East Inc. 12. Arthans Ville HOA 13. Balikatan sa Marton (Golden Year) 	<ul style="list-style-type: none"> · 265 · 40 · 248 · 265 · 244 · 332 · 165 · 16 · 210 · 140 · 108 · 120 · 64 	<ul style="list-style-type: none"> · T. Santiago St. Cor. F. Lazaro · 49 M.Gregorio St. Canumay West · 19 T.Santiago St.,Canumay West · 19 T.Santiago St.,Canumay West · 19 T.Santiago St.,Canumay West · R. Jacinto St. Canumay West · R. Jacinto St. Canumay West · Bonifacio Compound · Libis East · Libis East · 79 D. Bonifacio St. Canumay East · Marton Road,Canumay East · Marton Road,Canumay East
COLOONG	<ol style="list-style-type: none"> 1. Del Rosario Comp. Neigh. Assoc. Inc. 2. Sagrada Familia Neigh. Assoc. Inc. 3. Angeles Compound Coloong Bungad HOA 	<ul style="list-style-type: none"> · 111 · 68 · 89 	<ul style="list-style-type: none"> · Del Rosario Comp.Coloong I · Sagrada Familia Coloong II · Angeles Ville Coloong II
DALANDANAN	<ol style="list-style-type: none"> 1. Manolo Comp. HOA. Inc. 2. Samahang Magkakapitbahay ng Angeles Cpd 3. Tiwala HOA Assoc. Inc. 4. Samahang Magkakapitbahay ng Hulo, Inc. 5. Pinagbuklod ng tadhana (PITA) 6. Dalandanan Village HOA 	<ul style="list-style-type: none"> · 161 · 40 · 79 · 11 · 135 · 89 	<ul style="list-style-type: none"> · Manalo Compound · 214 Esteban St. Hulo · Esteban North St. · Esteban St. Hulo · 92 E. Esteban South St. · Dalandanan Village
ISLA	<ol style="list-style-type: none"> 1. Pabilona HOA 2. Damayang Mamamayan para sa tagumpay sa lupa PHASE 1 3. Damayang Mamamayan para sa tagumpay sa lupa PHASE 2 4. Isla Homeowners Ass'n Inc.Phase I 5. Isla Homeowners Ass'n. Inc. Phase 1-A 	<ul style="list-style-type: none"> · 101 · 94 · 67 · 137 · 106 	<ul style="list-style-type: none"> · Brgy. Isla · 245 Brgy. Isla · Isla · Brgy. Isla · Brgy. Isla
LAWANG BATO	<ol style="list-style-type: none"> 1. Kalingan ang Maralita Inc. 2. ARCHANGEL SWORD, INC. Phase 1 3. ARCHANGEL SWORD, INC. Phase 2-B 4. ARCHANGEL SWORD, INC. Phase 3 5. ARCHANGEL SWORD, INC. Phase 4 6. ARCHANGEL SWORD, INC. Phase 5 7. ARCHANGEL SWORD, INC. Phase 6 8. TREASURE VILLE HOA 9. Samahang Magkakapitbahay ng BERLIN Lawang Bato, Inc. 10. Samahan Magkakapitbahay ng NPC Sitio Mulawinan <p>KALIPUNAN PARA SA MAKABAGONG PAMAYANAN (KASAMA-PA)</p> <ol style="list-style-type: none"> 11. PHASE – 1 12. PHASE – 2 13. PHASE – 3 14. PHASE – 4-1 16. PHASE – 4-2 17. PHASE – 5 	<ul style="list-style-type: none"> · 83 · 127 · 382 · 123 · 108 · 108 · 88 · 52 · 121 · 100 · 38 · 86 · 56 · 50 · 56 · 67 	<ul style="list-style-type: none"> · East Service Road · Pearl Island · Ulingan St. · Pearl Island · Pearl Island · Pearl Island · Pearl Island · Ulingan St. · NPC Berlin St. · NPC Compound Mulawinan St. · Mulawinan St. Lawang Bato · Dalag Property · Go Property · Liberty Property · Pacheco Property · Pacheco Property · De Vega Property

(more)



Ecological Profile 2021

LINGUNAN	<ol style="list-style-type: none"> 1. Assumption Ville HOA Phase 1 2. Assumption Ville HOA Phase 2 3. Assumption Ville HOA Phase 3 4. Assumption Ville HOA Phase 4 5. Assumption Ville HOA Phase 5 6. GML HOA Phase 1 7. GML HOA Phase 2 8. Casimiro Ville 9. E.B Pacheco Ville HOA 10. Havila Construction & Dev. Corp. 	<ul style="list-style-type: none"> · 220 · 219 · 220 · 192 · 195 · 195 · 117 · 64 · 63 	<ul style="list-style-type: none"> · F. Dulalia St. · B-18 Lot 1 GML Village Ciudad Grande · F. Dulalia St., Lingunan · Pacheco Ville
MALANDAY	<ol style="list-style-type: none"> 1. Samahang Magkakapitbahay ng Malanday Inc. 2. Ignancio Maria de Jesus Neigh. Assoc. Inc. 3. Tahanang Walang Tuntungan Inc. HOA 4. Malanday Unity Urban Poor Association, Inc. 5. LIBO Homeowners Ass'n. Inc. 6. Simulat Wakas HOA, Inc. 7. ACA Compound 	<ul style="list-style-type: none"> · 66 · 42 · 512 · 79 · 130 · 36 · 36 	<ul style="list-style-type: none"> · i. Fernando St. · F. San Andres St. · i. Marcelo St. Lingahan · F. San Andres St. · J. San Andres St. · J. San Andres St. · Libiran St., ACA Compound
MALINTA	<ol style="list-style-type: none"> 1. Promise Land HOA PHASE -1 2. Promise Land PHASE – 2 3. Promise Land PHASE – 3 4. Samahang Magkakapitbahay ng Rose Packing HOA Inc. SMRPHOA 5. Samahang Magkakapitbahay Sa Libis Bukid Malinta Inc 6. Samahang Magkakapitbahay Ng Dulong Carnation Inc. 7. Samahang Maralitang Pinaggpala Association 8. Samahang Magkakapitbahay ng Dulong Angeles 9. Damayang Magkakapitbahay ng Bukid Malinta 10. DURISOL COMPOUND HOA, Inc. 11. Samahang Magkakapitbahay ng EGBERT 12. Pinaggpala Riverside NAI (Dumpsite) 13. Pagkakaisa Tungo sa Pagbabago ng Pamayanan, Inc. 	<ul style="list-style-type: none"> · 185 · 173 · 300 · 644 · 56 · 153 · 190 · 60 · 75 · 40 · 232 · 275 · 77 	<ul style="list-style-type: none"> · Dulong Tanke St. · Area 3, Pinalagad · B-11 Bukid Malinta · Dulong Carnation St. · Area 4 Pinaggpala St. · Los Angeles St. · Block II, Bukid Malinta · Area 5, Pinalagad · A.De Castro St. · Area 4, Pinalagad · Area 4, Pinalagad
PALASAN	<ol style="list-style-type: none"> 1. Samahang Agleham at Bernardo, Inc. 2. Neighborhood Assoc. Palasan Zone V 3. Neigh. Assoc. Deato Comp. 4. Alley III Palasan Val. NAI 5. Palasan Zone 2 NAI 6. Bagong Pag-asa Zone 6 NAI 7. Enriquez Compound Palasan HOA 8. 37 F. Palasan HOA 9. Petra Trinidad Neighborhood Association 	<ul style="list-style-type: none"> · 244 · 88 · 29 · 120 · 62 · 112 · 29 · 30 · 30 	<ul style="list-style-type: none"> · Bernardo Compound, Zone 1-A · 54 A. Forne St. Zone 5 · Zone 1-A · Alley 3 (zone 3) · #12 Sta. Cruz St. Zone 2 · 33 P. Ramos St. · Enriquez Compound · 37 F. Valenzuela St. · 395 Petra Trinidad Alley Palasan
PARIANCILLO VILLA	<ol style="list-style-type: none"> 1. VILLA Pineda 	<ul style="list-style-type: none"> · 60 	<ul style="list-style-type: none"> · 145 Gen. Velilia St.
PASOLO	<ol style="list-style-type: none"> 1. A. Concepcion Neigh. Assoc. Inc. 2. Pagkakaisa Villa Angeles Neighborhood Assoc., Inc. 3. Pasolo I HOA Inc. 4. Pasolo Bungad HOA, Inc. 5. Samahang Magkakapitbahay ng Yantukan Valenzuela City 	<ul style="list-style-type: none"> · 140 · 78 · 280 · 70 · 28 	<ul style="list-style-type: none"> · Concepcion St. · Villa Angles St. · Dreamland St., · 96 C. San Juan St. · 541 Yantukan St.
PUNTURIN	<ol style="list-style-type: none"> 1. Green Meadows HOA, Inc. 2. Samahang Magkakapitbahay ng Bukid Area 3. Northville 1-B HOA, Inc. 	<ul style="list-style-type: none"> · 375 · 47 · 800 	<ul style="list-style-type: none"> · P. Faustino St. · 77 Faustino St. · Northville 1-B
VEINTE REALES	<ol style="list-style-type: none"> LAON HOA Inc. 1. PHASE – 1 2. PHASE –2 3. PHASE –3 4. PHASE –4 5. PHASE –5 6. PHASE –6 7. Balikatan Samahan (HDH) 	<ul style="list-style-type: none"> · 180 · 280 · 164 · 204 · 257 · 247 	<ul style="list-style-type: none"> · C. Molina St.

(more)



Ecological Profile 2021

WAWANG PULO	1. Liwanag at Kinabukasan ng mga batang taga-draga ng Val. (LIKINDAVA)	· 87	· Salambao St.
	2 Wawang Pulo Floodgate Neighborhood Association,	· 49	· 211 Salambao St.
	3 Wawang Pulo HOA, Inc. Phase 1	· 101	· Salambao St.
	4 Wawang Pulo HOA, Inc. Phase 1-A	· 102	· Salambao St.

TABLE 191. LIST OF COMMUNITY ASSOCIATION ACCREDITED BY THE HOUSING AND RESETTLEMENT OFFICE (DISTRICT II)

AS OF JANUARY 2021			
BARANGAY	NAME OF ORGANIZATION	NO.OF MEMBERS	ADDRESS
DISTRICT II			
BAGBAGUIN	1. Bagong Nayon Neigh. Assoc. Inc.	· 339	· Bagong Nayon
	2. Samahang Magkakapatiran sa Kaularan ng Sitio Gulod Inc.	· 93	· 20 Samaka
	3. Samahan ng mga Naghawak Kamay ng Bagbaguin, Inc.	· 20	· Compd Sitio Malinis
	4. Dekada ville Homeowners Association, Inc.	· 152	· Sitio Malinis
	5. Bisalao Natividad Neighborhood Association, Inc.	· 28	· Bisalao
	6. Samahang 90's Compound, Inc.	· 18	· Sitio Malinis
CARUHATAN	1. Samahang Magkakapitbahay ng Simeon Doon Compound, Inc.	· 23	· Simeon Doon Comp.
	2. Samahan ng Pinagisang Layunin ng Bezotte Inc. (SPLB)	· 28	· 26 Bezotte St. Karuhatan
	3. Samahag ng mga Maralitang Nagmimithi ng Tagumpay, Inc. (San Moises Neigh. Assoc. Inc)	· 25	· 720 San Jeremias St.
	4. Samahang Magkakapitbahay ng Polo Transmitting Inc.(BUTEL)	· 285	· Telecom Comp.
	5. Sta. Brigada Neigh. Assoc. Inc.	· 86	· 41 Santa Brigada St.
	6. Polo Transmitting Community Development Cooperative, Inc.	· 86	· Polo Transmitting
	7. Biyayang tahanan HOA, Inc.	· 72	· Tadeo Cmp., Tomas Manuel Subd.
	8. DE REGLA HOA, INC.	· 26	· 52 De Regla Compound.
	9. GOOD HOPE NAI	· 17	· 720 San Jeremiah St.
	10. Samahang Maralita ng Balon Karuhatan Neighborhood Assoc. Inc.	· 28	· Urrutia Compound
GENT. DE LEON	1. Samahang Pinagpala sa Salvacion Look Inc.	· 141	· 6111-A Salvacion Look
	2. RMS VILLE HOA INC.	· 244	· 65 Upper Tibagan Area
	3. Dominador Asis Neighborhood Assoc. Inc.1	· 189	· 2531 M.delos Reyes St.
	4. DAHOA PHASE 2	· 398	· 2531 M.delos Reyes St.
	5. Samahang Magkakapitbahay para sa Kaunlaran sa de Gula Compound	· 76	· De Gula Compound
	6. GEN.T DE LEON Calle Onse NAI	· 28	· 6125 Calle Onse
	7. Calle Onse Homeowners Assoc., Inc.	· 58	· Calle Onse
	8. Samahang Pagkakaisa ng Magkakapitbahay HOA Inc. (Urrutia)	· 250	· 3116 Urrutia St. Tañada
	9. Ilaw at Buklod ng Magkakapitbahay sa Barrio Bitik	· 200	· 1214 Barrio Bitik
	10. Samahang Bagong Anyo ng San Gregorio GTDL Livelihood Assoc. Inc	· 43	· San Gregorio
	11. San Gregorio Upper Community Brotherhood Assoc., Inc.	· 78	· Gumamela Extension
	12. Gumamela Ext. Livelihood Assn. (GELA)	· 122	· Lower Tibagan
	13. JE FAMA Neigh. Assoc. Inc.	· 341	· Kabatuhan Compd. 1
	14. Cabatuhan Compound 1 HOA Inc.	· 311	· Kabatuhan Compd.2
	15. Cabatuhan Compound 2 HOA Inc.	· 395	· Blk.4 Lot 13 Kabatuhan Compd.3
	16. Cabatuhan Compound 3 HOA Inc.	· 40	· Calle Onse
	17. Valenzuela NAI for Unity and Progress Inc.	· 62	· 2531 M. Delos Reyes St.
	18. ASIS COMPOUND NAI (Parada)	· 130	· Sitio Libis , Kabatuhan
	19. SITIO LIBIS KABATUHAN IBABA NAI	· 244	·
	20. Lupang Sinilangan	· 138	· Gumamela Extension
	21. United Members of Gumamela Assn. (UMEGA)	· 222	· Lower Tibagan St.
	22. 6111-B Sitio Kabatuhan Neighborhood Association, Inc.		

(more)



Ecological Profile 2021

MAPULANG LUPA	<ol style="list-style-type: none"> Villa San Jose (Samahang Bagong Lakas HOA Inc.) Bagong Sikat Urban Poor Association Inc. Damayan Umpukan Neighborhood Assoc. Inc. Samahanag Magkakapitbahay ng Bagong Sibol, Inc BALIKATAN Samahan Sa M. Lupa Purok 6 Val., Inc Samahang Nagkakaisa Mahihirap sa Kabatuhan Mapulang Lupa Samahang Kabuhayan ng Mapulang Lupa HOA, Inc. Samahang Kaunlaran ng Mapulang Lupa Samahang Magkakapitbahay Purok 6 NPC- South Val C.F Natividad Bungad Community Assoc. Tahanang Pinagpala HOA Mapulang Lupa Bautista Diego St. NAI Water Ville HOA INC. CF NATIVIDAD GITNA COMMUNITY ASSOC. INC. CF Natividad Dulo Comm. Assoc. Samahang Nagkakaisang Kapatiran Purok 4 Inc. Taga Sapa Community Assoc. Inc. Darlucio Compound NAI BENITO HAO Bagong Lungsod Homeowners Assoc. Inc. 	<ul style="list-style-type: none"> · 144 · 35 · 179 · 194 · 179 · 42 · 244 · 99 · 273 · 171 · 40 · 125 · 34 · 180 · 74 · 40 · 82 · -- · 18 · 44 	<ul style="list-style-type: none"> · Orosco St., Purok 4 · Orosco St., Purok 4 · CF Natividad St. · Purok 4 · Purok 6, CF Natividad St. · 1194 Kabatuhan St. · Kabuhayan St. Purok 4 · Kaunlaran St. Purok 4 · Purok NPC South Feliciano St. · Placente Compd.C.F Natividad · Purok 4 · 149 Bautista St. Purok 4 · Don Simeon St. San Agustin · CF Natividad St. · CF Natividad St. · Orosco St.,Purok 4,Mapulang Lupa · S.Bautista St.Purok 4 · --- · Benito Hao St. · Purok 4, Mapulang Lupa
MARULAS	<ol style="list-style-type: none"> Bukid Urban Poor HOA Inc. Kapisanan ng Anak Dalita Inc. T. Concepcion Subd. HOA Coop. Inc. Telecom Occcupants Neighborhood Association, Inc.(TOPNAI) T.E.L.O.F Z-CAT MP3 Neighborhood Assoc. Inc. Bureau of Animal Industry HOA Sahigin Association, Inc. Samahang Taga-Bukid ng F. Bautista BAI Marulas Katarungan NAI Alejandro Creekside F. Bautista HOA Alejandro Bautista SR Housing Cooperative Batimana Compound Tenant Association, Inc. 	<ul style="list-style-type: none"> · 15 · 81 · 70 · 98 · 202 · 19 · 158 · 80 · 45 · 306 · 358 · 45 	<ul style="list-style-type: none"> · F. Bautista St. · 27 Serrano St. · T. Concepcion Subd. · Tampoy II · Tampoy II · Serrano Subdivision · BAI Compound · F. Bautista Extension · BAI Compound · 174 F. Bautista Creekside · 209 F. Bautista · Batimana Compound
MAYSAN	<ol style="list-style-type: none"> C.M. PARAGAS COMPD. HOA 	<ul style="list-style-type: none"> · 20 	<ul style="list-style-type: none"> · Purok 4 CM Paragas Compd.
PARADA	<ol style="list-style-type: none"> Feliza Neighborhood Association Brgy. Parada ,Inc Samahang Magkakapitbahay ng Bukid Feliza Purok 5 Parada Neigh. Assoc.Inc. Gintong Silangan Dev. Assoc. Inc. Tandang Manang HOA,Inc. Bagong Pag-asa Neigh.Assoc. of Parada Inc. CARACTA VILLE HOA Reunited Neighborhood Community Dev't Assoc. Inc. Pinagpala Homeowners Association, Inc. 	<ul style="list-style-type: none"> · 33 · 132 · 30 · 37 · 60 · 82 · 61 · 60 · 50 	<ul style="list-style-type: none"> · 203 Feliza St. · 207 Feliza St. · · Capt. Francisco St. · Blk.1 Lot 1 Tandang Manang St. · 207 Feliza St. · Kaingin St. · Capt. Francisco St. · F. Francisco St.
PASO DE BLAS	<ol style="list-style-type: none"> Bagong Kaunlaran HOA Inc. Bigkis ng Pagkakaisa Neigh.Assoc. Bagong Pag-asa Neigh.Ass'n ng Paso de Blas Samahang Magkakapitbahay ng Paso de Blas Damayan Neighborhood Association, Inc. 	<ul style="list-style-type: none"> · 180 · 176 · 68 · 83 · 968 	<ul style="list-style-type: none"> · Toll Gate near Brgy.Hall · 504 Valdez St. · Gen. Luis Road · - · -

(more)



Ecological Profile 2021

UGONG	1. Riverside Ugong Malaya HOA Inc. Ph.1	· 117	· 2609 RUMHAI Lamesa St.
	2. Riverside Ugong Malaya HOA inc.Ph.2	· 237	· 2151 RUMHAI Lamesa St.
	3. Duhat Comp.Neigh.Assoc. Inc.	· 56	· --
	4. BONBON Bisig Pagkakaisa HOA Inc.	· 97	· Block 6 Lot 11,Sitio Bonbon
	5. United Hope Neigh. Assoc. Inc.	· 92	· 2139 Lamesa St.
	6. Boundary Neigh. Assoc. Inc.	· 71	· 1016 Boundary St.
	7. Binatugan Compd. Neigh. Assoc. Inc.	· 66	· 4182 Binatugan Que Grande
	8. Lamesa St. HOA, Inc.	· 24	· Lamesa St.
	9. Lamesa Ville Ph. 2 HOA, Inc.	· 24	· Lamesa St.
	10. Lamesa Ville HOA Phase 3	· 32	· Lamesa St. Phase 3
	11. BAGONG Pag-asa Ugong,Val.Ass.Inc.	· 50	· G. Del Mundo St.
	12. ACES CODE PROJECT 1 HOA INC.	· 266	· Block 8 Lot 5 Aces Code Project1
	13. ECOGREEN HOMEOWNERS ASSOCIATION, INC.	· 19	· Lamesa St.
	14. Samahang Magkakapitbahay ng Barangay Ugong Que Balag	· 80	· NPC Que Balag
	15. Samahang Mamamayan ng Lower Tibagan	· 240	· 1016 Lower Tibagan
	16. SKMB – M. Bernardino St.	· 147	· Bernardino St.
	17. DISIPLINA VILLAGE HOA Ph.1	· 276	· Cuadra St.
	18. DISIPLINA VILLAGE HOA Ph.2 NHA BLDG.	· 264	· Cuadra St.
	19. DISIPLINA VILLAGE GK-BLDG.	· 352	· Cuadra St.
	20. AMVA	· 1,440	· Lamesa St.
	21. Mahahirap Tulay Kawayan Association, Inc.	· 85	· 2298 Lamesa St.

SOURCE: HOUSING AND RESETTLEMENT OFFICE



City Government of Valenzuela

Ecological Profile 2021

B. ECONOMIC DEVELOPMENT SECTOR



City Government of Valenzuela

Ecological Profile 2021

1. AGRICULTURE

**TABLE 192. RICE PRODUCTION PER BARANGAY**

BARANGAY/ LOCATION	AREA PLANTED (HECTARE)	PRODUCTION (MT)
Maysan	1.2	4.2
Canumay West	3	10.5
Parada	1	3.5
Punturin	2	7
Lawang Bato	1.875	6.56
TOTAL	9.075	31.76

TABLE 193. RICE FARMERS AND AREAS PLANTED

BARANGAY/LOCATION	NAME OF FARMERS	AREA PLANTED
Maysan	Geronimo Cabral	1.2 ha
Canumay West	Victor Turgano	3 ha
Parada	Elmer Serrano	1 ha
Punturin	Mariano Mariano	2 ha
Lawang Bato	Francisco Daet	1.875 ha
TOTAL		9.075 ha

SOURCE: CITY AGRICULTURE OFFICE



TABLE 194. MONTHLY LEAFY VEGETABLE PRODUCTION PER BARANGAY

JANUARY - DECEMBER 2021														
BARANGAY/ LOCATION	RAINFED AREA (HAS)	PRODUCTION (M.T)												
		PRODUCTION = AREA (SQ.M.) X (2 KGS/SQ.M-CONSTANT)												
		JAN.	FEB.	MAR.	APR.	MAY	JUNE	JULY	AUG.	SEPT.	OCT.	NOV.	DEC.	TOTAL
1. Arkong Bato	0.028	0.056	0.056	0.056	0.0532	0.0532	0.0504	0.0476	0.0476	0.0504	0.0532	0.056	0.056	0.6356
2. Bagbaguin	0.021	0.042	0.042	0.042	0.0399	0.0399	0.0378	0.0357	0.0357	0.0378	0.0399	0.042	0.042	0.4767
3. Balangkas	0.5	1	1	1	0.95	0.95	0.9	0.85	0.85	0.9	0.95	1	1	11.35
4. Bignay	1.86	3.72	3.72	3.72	3.534	3.534	3.348	3.162	3.162	3.348	3.534	3.72	3.72	42.222
5. Bisig	0.012	0.024	0.024	0.024	0.0228	0.0228	0.0216	0.0204	0.0204	0.0216	0.0228	0.024	0.024	0.2724
6. Canumay West	1	2	2	2	1.9	1.9	1.8	1.7	1.7	1.8	1.9	2	2	22.7
7. Canumay East	0.75	1.5	1.5	1.5	1.425	1.425	1.35	1.275	1.275	1.35	1.425	1.5	1.5	17.025
8. Coloong	0.02	0.04	0.04	0.04	0.038	0.038	0.036	0.034	0.034	0.036	0.038	0.04	0.04	0.454
9. Dalandanan	0.084	0.168	0.168	0.168	0.1596	0.1596	0.1512	0.1428	0.1428	0.1512	0.1596	0.168	0.168	1.9068
10. Gen. T. De Leon	1.1	2.2	2.2	2.2	2.09	2.09	1.98	1.87	1.87	1.98	2.09	2.2	2.2	24.97
11. Isla	0.0145	0.029	0.029	0.029	0.0276	0.0276	0.0261	0.0246	0.0246	0.0261	0.0276	0.029	0.029	0.3292
12. Karuhatan	0.96	1.92	1.92	1.92	1.824	1.824	1.728	1.632	1.632	1.728	1.824	1.92	1.92	21.792
13. Lawang Bato	0.87	1.74	1.74	1.74	1.653	1.653	1.566	1.479	1.479	1.566	1.653	1.74	1.74	19.749
14. Lingunan	0.87	1.74	1.74	1.74	1.653	1.653	1.566	1.479	1.479	1.566	1.653	1.74	1.74	19.749
15. Mabolo	0.011	0.022	0.022	0.022	0.0209	0.0209	0.0198	0.0187	0.0187	0.0198	0.0209	0.022	0.022	0.2497
16. Malinta	0.282	0.564	0.564	0.564	0.5358	0.5358	0.5076	0.4794	0.4794	0.5076	0.5358	0.564	0.564	6.4014
17. Mapulang Lupa	0.55	1.1	1.1	1.1	1.045	1.045	0.99	0.935	0.935	0.99	1.045	1.1	1.1	12.485
18. Malanday	0.02	0.04	0.04	0.04	0.038	0.038	0.036	0.034	0.034	0.036	0.038	0.04	0.04	0.454
19. Marulas	0.048	0.096	0.096	0.096	0.0912	0.0912	0.0864	0.0816	0.0816	0.0864	0.0912	0.096	0.096	0.8016
20. Maysan	0.834	1.668	1.668	1.668	1.5846	1.5846	1.5012	1.4178	1.4178	1.5012	1.5846	1.668	1.668	18.9318
21. Palasan	0.01	0.02	0.02	0.02	0.019	0.019	0.018	0.017	0.017	0.018	0.019	0.02	0.02	0.227
22. Parada	0.5	1	1	1	0.95	0.95	0.9	0.85	0.85	0.9	0.95	1	1	11.35
23. PARIANCILLO VILLA	0.011	0.022	0.022	0.022	0.0209	0.0209	0.0198	0.0187	0.0187	0.0198	0.0209	0.022	0.022	0.2497
24. Polo	0.011	0.022	0.022	0.022	0.0209	0.0209	0.0198	0.0187	0.0187	0.0198	0.0209	0.022	0.022	0.2497
25. Poblacion	0.011	0.022	0.022	0.022	0.0209	0.0209	0.0198	0.0187	0.0187	0.0198	0.0209	0.022	0.022	0.2497
26. Paso De Blas	0.03	0.06	0.06	0.06	0.057	0.057	0.054	0.051	0.051	0.054	0.057	0.06	0.06	0.681
27. Pasolo	0.012	0.024	0.024	0.024	0.0228	0.0228	0.0216	0.0204	0.0204	0.0216	0.0228	0.024	0.024	0.2724
28. Punturin	1.03	2.06	2.06	2.06	1.957	1.957	1.854	1.751	1.751	1.854	1.957	2.06	2.06	23.381
29. Rincon	0.012	0.024	0.024	0.024	0.0228	0.0228	0.0216	0.0204	0.0204	0.0216	0.0228	0.024	0.024	0.2724
30. Tagalag	0.02	0.04	0.04	0.04	0.038	0.038	0.036	0.034	0.034	0.036	0.038	0.04	0.04	0.454
31. Ugong	1.2	2.4	2.4	2.4	2.28	2.28	2.16	2.04	2.04	2.16	2.28	2.4	2.4	27.24
32. Viente Reales	0.23	0.46	0.46	0.46	0.437	0.437	0.414	0.391	0.391	0.414	0.437	0.46	0.46	5.221
33. Wawang Pulo	0.02	0.04	0.04	0.04	0.038	0.038	0.036	0.034	0.034	0.036	0.038	0.04	0.04	0.454
TOTAL	12.9315	25.863	25.863	25.863	24.5699	24.5699	23.2767	21.9835	21.9835	23.2767	24.5699	25.863	25.863	293.2571

SOURCE: CITY AGRICULTURE OFFICE



TABLE 195. MONTHLY FRUIT VEGETABLE PRODUCTION PER BARANGAY

January - December 2021														
BARANGAY/ LOCATION	RAINFED AREA (HAS)	PRODUCTION (M.T)												TOTAL
		JAN.	FEB.	MAR.	APR.	MAY	JUNE	JULY	AUG.	SEPT.	OCT.	NOV.	DEC.	
1. Arkong Bato	0.027	0.054	0.054	0.054	0.0513	0.0513	0.0486	0.0459	0.0459	0.0486	0.0513	0.054	0.054	0.6129
2. Bagbaguin	0.022	0.044	0.044	0.044	0.043	0.043	0.0396	0.0374	0.0374	0.0396	0.043	0.044	0.044	0.503
3. Balangkas	0.5	1	1	1	0.95	0.95	0.9	0.85	0.85	0.9	0.95	1	1	11.35
4. Bignay	1.9	3.8	3.8	3.8	3.16	3.16	3.42	3.23	3.23	3.42	3.16	3.8	3.8	43.13
5. Bisig	0.01	0.02	0.02	0.02	0.019	0.019	0.018	0.017	0.017	0.018	0.019	0.02	0.02	0.227
6. Canumay West	0.96	1.92	1.92	1.92	1.824	1.824	1.728	1.632	1.632	1.728	1.824	1.92	1.92	21.792
7. Canumay East	1.1	2.2	2.2	2.2	2.09	2.09	1.98	1.87	1.87	1.98	2.09	2.2	2.2	24.97
8. Coloong	0.02	0.04	0.04	0.04	0.038	0.038	0.036	0.034	0.034	0.036	0.038	0.04	0.04	0.454
9. Dalandanan	0.085	0.17	0.17	0.17	0.1615	0.1615	0.153	0.1445	0.1445	0.153	0.1615	0.17	0.17	1.9295
10. Gen. T. De Leon	1	2	2	2	1.9	1.9	1.8	1.7	1.7	1.8	1.9	2	2	22.7
11. Isla	0.01	0.02	0.02	0.02	0.019	0.019	0.018	0.017	0.017	0.018	0.019	0.02	0.02	0.227
12. Karuhatan	1.22	2.44	2.44	2.44	2.318	2.318	2.196	2.074	2.074	2.196	2.318	2.44	2.44	27.694
13. Lawang Bato	1.02	2.04	2.04	2.04	1.938	1.938	1.836	1.734	1.734	1.836	1.938	2.04	2.04	23.154
14. Lingunan	0.9	1.8	1.8	1.8	1.71	1.71	1.62	1.53	1.53	1.62	1.71	1.8	1.8	20.43
15. Mabolo	0	0	0	0	0	0	0	0	0	0	0	0	0	0
16. Malinta	0.04	0.08	0.08	0.08	0.076	0.076	0.072	0.068	0.068	0.072	0.076	0.08	0.08	0.908
17. Mapulang Lupa	0.55	1.1	1.1	1.1	1.045	1.045	0.99	0.935	0.935	0.99	1.045	1.1	1.1	12.485
18. Malanday	0.024	0.048	0.048	0.048	0.0456	0.0456	0.0432	0.0408	0.0408	0.0432	0.0456	0.048	0.048	0.5448
19. Marulas	0.5	1	1	1	0.95	0.95	0.9	0.85	0.85	0.9	0.95	1	1	11.35
20. Maysan	0.8	1.6	1.6	1.6	1.52	1.52	1.44	1.36	1.36	1.44	1.52	1.6	1.6	18.16
21. Palasan	0.012	0.024	0.024	0.024	0.0228	0.0228	0.0216	0.0204	0.0204	0.0216	0.0228	0.024	0.024	0.2724
22. Parada	0.6	1.2	1.2	1.2	1.14	1.14	1.08	1.02	1.02	1.08	1.14	1.2	1.2	13.62
23. Pariancillo Villa	0	0	0	0	0	0	0	0	0	0	0	0	0	0
24. Polo	0	0	0	0	0	0	0	0	0	0	0	0	0	0
25. Poblacion	0	0	0	0	0	0	0	0	0	0	0	0	0	0
26. Paso de Blas	0.034	0.068	0.068	0.068	0.0646	0.0646	0.0612	0.0578	0.0578	0.0612	0.0646	0.068	0.068	0.7718
27. Pasolo	0.01	0.02	0.02	0.02	0.019	0.019	0.018	0.017	0.017	0.018	0.019	0.02	0.02	0.227
28. Punturin	1.04	2.08	2.08	2.08	1.976	1.976	1.872	1.768	1.768	1.872	1.976	2.08	2.08	23.608
29. Rincon	0.012	0.024	0.024	0.024	0.0228	0.0228	0.0216	0.0204	0.0204	0.0216	0.0228	0.024	0.024	0.2724
30. Tagalag	0.02	0.04	0.04	0.04	0.038	0.038	0.036	0.034	0.034	0.036	0.038	0.04	0.04	0.454
31. Ugong	0.7	1.4	1.4	1.4	1.33	1.33	1.26	1.19	1.19	1.26	1.33	1.4	1.4	15.89
32. Viente Reales	0.02	0.04	0.04	0.04	0.038	0.038	0.036	0.034	0.034	0.036	0.038	0.04	0.04	0.454
33. Wawang Pulo	0.02	0.04	0.04	0.04	0.038	0.038	0.036	0.034	0.034	0.036	0.038	0.04	0.04	0.454
TOTAL	13.156	26.312	26.312	26.312	24.9976	24.9976	23.6808	22.3652	22.3652	23.6808	24.9976	26.312	26.312	298.6448

SOURCE: CITY AGRICULTURE OFFICE

**TABLE 196. DISPERSAL OF VEGETABLE SEEDLINGS, ORNAMENTALS, FRUIT-BEARING AND NON FRUIT-BEARING SEEDLINGS**

BARANGAYS (1ST DISTRICT)	JAN	FEB	MAR	APR	MAY	JUN	JUL	AUG	SEP	OCT	NOV	DEC	TOTAL
1. Arkong Bato			570		250						500		1320
2. Balangkas	500	851	1,250	500	1,083	100		500	500	100	837	650	6,871
3. Bignay	1857	585	3055		2954	3840	765	1824	886	1582	1993	870	20211
4. Bisig						150			100				250
5. Canumay East			530				100			894		150	1674
6. Canumay West		749		800	1063			575	480	757	250	100	4774
7. Coloong		430	25			70		100				830	1455
8. Dalandanan	535	863		400			2083	180		551	100	310	5022
9. Isla			200		600	100			410		198	200	1708
10. Lawang Bato	1530		780	1574		1250	860		487	150	975	250	7856
11. Lingunan	1816	908		150	100		314		200		140		3628
12. Mabolo						150				30			180
13. Malanday	85		1088		470	30			110		560		2343
14. Malinta	130	100		680		715			86	450		250	2411
15. Palasan			90		10			25					125
16. Pariancillo Villa				25									25
17. Pasolo		250					100				10		360
18. Poblacion				8		20							28
19. Pulo		20						15					35
20. Punturin	340				815		60		250		481		1946
21. Rincon			35			5				18			58
22. Tagalag	1500		950	200	730			920		742		880	5922
23. Veinte Reales		420		234			57		150		250	250	1361
24. Wawang Pulo			50							100			150
TOTAL	8293	5176	8623	4571	8075	6430	4339	4139	3659	5374	6294	4740	69,713

BARANGAYS (2ND DISTRICT)	JAN	FEB	MAR	APR	MAY	JUN	JUL	AUG	SEP	OCT	NOV	DEC	TOTAL
1. Bagbaguin		170	50		250	500			250		530		1750
2. Karuhatan	890		1,400	250		600	889	1,481		2,416		720	8,646
3. Gen. T. De Leon	450		1500		560	1354	580		1088		2183	250	7965
4. Mapulang Lupa		1404	400					280	1160	53		100	3397
5. Marulas	400			1540		100	250		456		365	50	3161
6. Maysan			1303		480			2318	800			1221	6122
7. Parada	650			430		750				783	100		2713
8. Paso De Blas					550		618	540		100	537	62	2407
9. Ugong	1996		703	2150	332		547	30	887	19		537	7201
Total	4386	1574	5356	4370	2172	3304	2884	4649	4641	3371	3715	2940	43362

SOURCE: CITY AGRICULTURE OFFICE



City Government of Valenzuela

Ecological Profile 2021

2. VETERINARY



TABLE 197. NUMBER OF SEIZED STRAY DOGS

NUMBER OF SEIZED STRAY DOGS PER BARANGAY PER MONTH													
BARANGAY	JAN.	FEB.	MARCH	APRIL	MAY	JUNE	JULY	AUGUST	SEPT.	OCT.	NOV.	DEC.	TOTAL
Arkong Bato	5	2	8	3	17	15	3	20	19	19	10	2	123
Balankas	20	12	31	16	24	29	8	28	34	21	14	31	268
Bignay	52	6	82	19	42	17	25	21	5	48	14	37	368
Bisig	2	0	2	0	1	1	7	0	6	0	0	0	19
Canumay East	39	10	46	16	16	5	10	9	6	2	0	1	160
Canumay West	15	3	12	2	24	23	29	12	34	53	25	53	285
Coloong	18	4	25	28	44	25	12	19	44	24	12	29	284
Dalandanan	36	17	42	12	37	30	18	29	18	13	13	5	270
Isla	10	3	14	11	9	7	7	10	17	5	0	0	93
Lawang Bato	41	6	54	13	14	13	15	23	14	32	16	18	259
Mabolo	0	0	0	0	0	1	1	0	0	0	0	0	2
Malanday	23	12	42	1	0	19	7	0	11	12	47	50	224
Malinta	9	6	12	0	5	41	7	11	33	32	12	32	173
Palasan	28	11	43	25	12	28	27	5	18	8	1	12	218
Pariancillo Villa	0	0	2	0	0	0	3	0	2	0	0	0	7
Pasolo	10	5	16	4	22	10	8	6	3	12	2	5	103
Poblacion	0	0	0	0	0	0	0	0	0	0	0	0	0
Pulo	1	0	3	3	1	3	1	0	2	0	0	6	20
Punturin	22	8	75	21	27	41	40	27	32	34	6	21	354
Rincon	2	0	1	0	0	0	0	0	0	0	0	0	3
Tagalag	0	0	1	0	1	0	1	0	3	0	0	3	9
Veinte Reales	26	2	85	0	66	78	62	31	44	55	19	34	502
Wawang Pulo	6	0	7	10	15	7	17	22	13	19	9	19	144
Bagbaguin	13	2	29	16	6	6	8	22	13	13	5	12	145
Gen. T. De Leon	34	4	105	45	50	76	40	37	91	63	36	40	621
Karuhatan	9	2	8	7	7	8	15	26	21	14	12	12	141
Mapulang Lupa	37	5	68	28	19	18	29	36	11	18	0	0	269
Marulas	32	3	56	24	52	48	41	52	43	58	25	41	475
Maysan	2	0	6	8	10	17	17	7	11	14	8	14	114
Parada	3	0	4	0	0	1	13	0	5	7	4	14	51
Paso De Blas	5	0	8	12	3	0	7	9	0	4	0	0	48
Ugong	33	6	105	10	21	30	60	34	55	25	28	39	446
TOTAL	535	130	997	334	548	577	548	506	613	607	333	545	6,273

SOURCE: CITY VETERINARY OFFICE



TABLE 198. NUMBER OF PORK HEADS SLAUGHTERED

SLAUGHTERHOUSE	JAN.	FEB.	MAR.	APR.	MAY	JUNE	JULY	AUGUST	SEPT.	OCT.	NOV.	DEC.	TOTAL
SUPERIOR ABATTOIR	5,868	6,017	5,873	5,079	6,553	7,138	7,028	7,316	8,806	8,869	7,571	9,075	85,193
TOTAL	5,868	6,017	5,873	5,079	6,553	7,138	7,028	7,316	8,806	8,869	7,571	9,075	85,193

TABLE 199. NUMBER OF CHICKEN HEADS SLAUGHTERED

MARKETS	JAN.	FEB.	MAR.	APRIL	MAY	JUNE	JULY	AUG	SEPT	OCT	NOV	DEC	TOTAL
Malanday	1,200	1,200	1,200	1,500	1,200	1,500	1,200	1,200	1,500	1,200	1,200	1,500	15,600
Kadiwa	2,400	2,400	2,400	3,000	2,400	3,000	2,400	2,400	3,000	2,400	2,400	3,000	31,200
Dalandanan	800	800	800	1000	800	1000	800	800	1000	800	800	1000	10,400
SM Talipapa	2,800	2,800	2,800	3,500	2,800	3,500	2,800	2,800	3,500	2,800	2,800	3,500	36,400
Greenleaf	2,800	2,800	2,800	3,500	2,800	3,500	2,800	2,800	3,500	2,800	2,800	3,500	36,400
Karuhatan	6,000	5,200	5,200	6,500	5,200	6,500	5,200	5,200	6,500	5,200	5,200	6,500	68,400
Tañada	1,200	1,200	1,200	1,500	1,200	1,500	1,200	1,200	1,500	1,200	1,200	1,500	15,600
Maysan	800	800	800	1000	800	1000	800	800	1000	800	800	1000	10,400
Royal Mall	1,120	1,120	1,120	1,400	1,120	1,400	1,120	1,120	1,400	1,120	1,120	1,400	14,560
Parada	800	800	800	1000	800	1000	800	800	1000	800	800	1000	10,400
Polo	12000	12000	12000	15000	12000	15000	12000	12000	15000	12000	12000	15000	156,000
Cabatuhan	2,000	2,000	2,000	2,500	2,000	2,500	2,000	2,000	2,500	2,000	2,000	2,500	26,000
Marulas	2,400	2,400	2,400	3,000	2,400	3,000	2,400	2,400	3,000	2,400	2,400	3,000	31,200
Don Pedro	800	800	800	1000	800	1000	800	800	1000	800	800	1000	10,400
V. Reales	800	800	800	1000	800	1000	800	800	1000	800	800	1000	10,400
Canumay	800	800	800	1000	800	1000	800	800	1000	800	800	1000	10,400
Gen.t	1,980	1,980	1,980	2,475	1,980	2,475	1,980	1,980	2,475	1,980	1,980	2,475	25,740
Bagbaguin	1,200	1,200	1,200	1,500	1,200	1,500	1,200	1,200	1,500	1200	1200	1,500	15,600
L.bato	1,200	1,200	1,200	1,500	1,200	1,500	1,200	1,200	1,500	1,200	1,200	1,500	15,600
Punturin	2,000	2,000	2,000	2,500	2,000	2,500	2,000	2,000	2,500	2,000	2,000	2,500	26,000
Bignay	1200	1,200	1,200	1,500	1,200	1,500	1,200	1,200	1,500	1,200	1,200	1,500	15,600
TOTAL CHICKEN HEADS	46,300	45,500	45,500	56,875	45,500	56,875	45,500	45,500	56,875	45,500	45,500	56,875	592,300

SOURCE: CITY VETERINARY OFFICE



City Government of Valenzuela

Ecological Profile 2021

3. PRIVATE INDUSTRIES



TABLE 200. PRIVATE MARKET DIRECTORY

NAME OF MARKET	OWNER'S NAME	BUSINESS ADDRESS	AREA (sq.m.)
A. B. Pacheco Wet And Dry Market	Pacheco, Artemio B.	4, Porong St., Punturin	662.40
Arce Talipapa	Tolentino, Arlyn A.	#22, Centro St., Lawang Bato	200.00
Canumay Property Management Inc	Canumay Property Management Inc	41, T. Santiago St., Canumay West	131.56
Carlson Dev. & Industrial Corp.	N/a, N/a	11, Gov. Santiago St., Malinta	2,300.00
Depano's Talipapa	Depano, Joselito Q	5100, Sulok, Ugong	500.00
Earnz Management Corporation	Earnz Management Corp., N/a	108, N/a, General T. De Leon	5,224.00
Fcl Wet And Dry Market	Bonus, Felicitas De Leon	Corner, Farola Homes, General T. De Leon	300.00
Five A Properties, Inc.	Five A Properties, Inc., N/a	N/a, Malanday Market M.h.del Pilar, Malanday	1,200.00
J. Delos Reyes Talipapa	Delos Reyes, Jennifer E.	6022, Gen T De Leon, General T. De Leon	100.00
Jfg Stalls Rental Corporation	Jfg Stalls Rental Corporation	514 Bisalao, A. Mariano St., Bagbaguin	911.00
Jur Stall Lessor	Santiago, Rosalina V.	49, T.santiago, Canumay West	328.63
Karuhatan Market,inc.	Lopez, Ferdinand S. {president }	8, Karuhatan Rd, Karuhatan	1,683.67
Karuhatan Phase Iv Wet And Dry Talipapa	Padilla, Cherry Tolentino	#8, Karuhatan Rd., Karuhatan	166.28
Magdael Wet And Dry Market	Magdael, Edwin R.	# 6007 West, Rd, Veinte Reales	454.00
Malinta Talipapa,inc.	Lacson, Jose Erwin Q	28, Tangke, Malinta	651.00
Mquad Devt. And Property Mgt. Corp.	Mquad Devt. And Property Mgt. Corp.	Disiplina Village, ., Bignay	900.00
N O N E	Marstel Realty & Development Corporation	219 T. Santiago St, ., Veinte Reales	336.00
Pacheco Flea Market	Pacheco, Marcelino T	104, Tongco, Maysan	174.00
Rds Mini Market	Sabino, Rosendo	100, Lorex Ave., General T. De Leon	1,295.00
Roman & Rosita Marketplace	Roberto, Ramon A.	8, G. Lazaro, Dalandanan	1,465.00
Sentro Wet & Dry Market Inc.	Sentro Wet & Dry Market Inc.	East Service Road, Paso De Blas	2,052.02
Talipapa Sa Centro	De Gucena, Silvina M.	18, Centro, Lawang Bato	150.00
Valdeco Greenleaf Market	Valenzuela Development Cooperative	6a, Tangke, Malinta	1,740.00
Viki's Talipapa	De Leon, Patrocinia C	4499 Santolan Rd., General T. De Leon	265.00
Villalobos Wet And Dry Market	Villalobos, Ma. Cristina S.	4684, Old Santolan Road, General T. De Leon	19.50
Vitug Mini Market Stall Rentals	Vitug, Ronilo D	41, T. Santiago, Paso De Blas	20.00

SOURCE: BUSINESS PERMITS AND LICENSING OFFICE



TABLE 201. TOP 5 BUSINESS TAXPAYERS PER SCALE

BY SCALE: LARGE BUSINESSES				
RANK	BUSINESS TRADE NAME	BUSINESS ADDRESS	LINE OF BUSINESS	BUSINESS TAX PAID
1	MANILA ELECTRIC COMPANY	T. SANTIAGO ST. MALINTA	FRANCHISE TAX-ELECTRIC COMPANY	87,555,073.13
2	SM PRIME HOLDINGS, INC.	SM CITY MAC ARTHUR HWAY,KARUHATAN	SHOPPING CENTERS	15,781,696.40
3	MAYNILAD WATER SERVICES, INC.	338 SGRL BLDG.MALINTA	FRANCHISE TAX/ SERVICES	10,250,384.52
4	SAN MIGUEL FOODS INC.	1787 LAWANG BATO	MANUFACTURER WITH MACHINERY/STORAGE	9,568,754.56
5	POWERTRAC INCORPORATED	2015C APOLONIA ST. MAPULANG LUPA	RETAILER-MOTOR VEHICLES, HEAVY EQUIPMENT	9,524,656.16

BY SCALE:MEDIUM BUSINESSES				
RANK	BUSINESS TRADE NAME	BUSINESS ADDRESS	LINE OF BUSINESS	TAX AMOUNT PAID
1	UNICORN METAL CORPORATION	PEARL ISLAND CMPD.PHASE II,PUNTURIN	TRADING/MFR/IMPORTERS/EXPORTERS/ CANTEEN	12,629,968.72
2	PEERLESS PRODUCTS MANUFACTURING CORP.	35 SAN FRANCISCO ST. KARUHATAN	FACTORY OF DETERGENT SOAP / IMPORTERS	10,253,064.16
3	MAYER STEEL PIPE CORPORATION	T. SANTIAGO ST. CANUMAY WEST	MFR OF STEEL BARS/IMPORTERS	7,006,411.03
4	TIGER MACHINERY & INDUSTRIAL CORP.	359 F. SAN DIEGO ST. VEINTE REALES	CONTRACTOR WITH MACHINE/IMPORTERS	6,878,644.04
5	MAXIMA STEEL CORP.	T. SANTIAGO ST. LINGUNAN	MFR OF STEEL BARS	6,210,224.04

BY SCALE: SMALL BUSINESSES				
RANK	BUSINESS TRADE NAME	BUSINESS ADDRESS	LINE OF BUSINESS	TAX AMOUNT PAID
1	WE ENTERPRISES & CONTRACTORS, INC.	19 BIBLE, KARUHATAN	CONTRACTOR/IMPORTERS/RETAILERS/W HOLESALERS	6,277,496.24
2	SUNCREST FOODS INCORPORATED	270 SITIO HULO ST. BIGNAY	MFR WITH MACHINERY/EXPORTERS/IMPORTERS	5,354,450.40
3	FIBERLINE INDUSTRIES, INC.	20 DAANG BATO ST. LAWANG BATO	MFR OF TEXTILE,KNITTING AND DYEING	2,903,136.68
4	MEGA MASTERLINK FABRICATOR & ELECTRICAL SERVICES	26 I. FRANCISCO ST. MAYSAN	SUPPLIER/SERVICES/IMPORTERS	2,281,080.56
5	INDUSTRIAL WELDING CORP.	10 R. JACINTO ST. CANUMAY WEST	MFR OF WELDING ELECTRODE/IMPORTERS/EXPORTERS	2,114,004.40

BY SCALE:MICRO BUSINESSES				
RANK	BUSINESS TRADE NAME	BUSINESS ADDRESS	LINE OF BUSINESS	TAX AMOUNT PAID
1	J. SIMEON CONSTRUCTION	174 MAC ARTHUR HI-WAY, MARULAS	GEN. CONTRACTOR (CLASS C)/TRADING	5,991,113.04
2	UNI ELEMENTS ENTERPRISES	584 MC ARTHUR HI-WAY MALANDAY	CONTRACTOR	5,026,582.20
3	CONTRACT PACKAGING CORP. OF THE PHILS.	552 MC ARTHUR HI-WAY, MALANDAY	CONTRACTOR/IMPORTERS	4,943,019.80
4	INNOVATIVE PACKAGING INDUSTRY CORP.	271 T. SANTIAGO ST. VEINTE REALES	EXPORTERS/IMPORTERS/MFR. OF SNACK FOOD/CONT.	4,701,361.48
5	ACESTEEL INDUSTRIAL SALES, INC.	1422 GOV. I. SANTIAGO ST. MALINTA	WAREHOUSE/IMPORTERS/RETAILER/WH OLESALER	4,614,696.61

SOURCE: BUSINESS PERMITS AND LICENSING OFFICE

**TABLE 202. PLOTTING OF PARCELS, DIGITIZING OF BUILDING FOOTPRINTS, AND TAGGING OF BUSINESS ENTERPRISE IN VALENZUELA CITY**

BARANGAY	NO. OF PARCELS	NO. BUILDING FOOTPRINTS	NO. OF BUSINESS ENTERPRISE		
			RENEWAL	NEW	TOTAL
Polo	120	216	377	15	392
Arkong Bato	1393	1,692	173	38	211
Palasan	1101	1,248	141	22	163
Poblacion	85	74	70	7	77
Pariancillo Villa	426	348	39	17	56
Balangkas	2523	2,612	105	39	144
Wawang Pulo	491	945	40	22	62
Tagalag	831	918	27	0	27
Coloong	2544	2,525	156	31	187
Bisig	297	322	13	3	16
Isla	919	995	41	11	52
Rincon	883	964	183	36	219
Pasolo	1321	1,426	133	25	158
Malanday	3150	2,944	573	86	659
Dalandanan	3684	4,167	662	112	774
Malinta	4384	6,111	1,274	178	1,452
Karuhatan	5529	6,745	1,609	215	1,824
Gen. T. De Leon	13288	12,766	1,795	361	2,156
Maysan	2844	3,149	845	151	996
Veinte Reales	2739	4,075	382	67	449
Lingunan	2993	3,562	473	110	583
Paso de Blas	1553	2,299	1,056	149	1,205
Parada	3270	3,121	562	81	643
Ugong	7296	7,246	989	174	1,163
Mapulang Lupa	2193	1,858	517	90	607
Bagbaguin	1743	3,849	379	44	423
Lawang Bato	2496	3,586	637	108	745
Punturin	3100	3,513	417	157	574
Bignay	9145	7,209	294	152	446
Marulas	7827	8,559	1,832	329	2,161
Mabolo	369	278	56	12	68
Canumay East	948	1,902	357	44	401
Canumay West	2940	4,177	681	108	789
TOTAL	94,425	105,401	16,888	2,994	19,882

SOURCE: GEOGRAPHIC INFORMATION SYSTEM &
DATA MANAGEMENT OFFICE

**TABLE 203. NUMBER OF STALLS IN SOUTH SUPERMARKET AND OTHER BUSINESSES IN THE CITY**

SECTION	# OF STALLS
MEAT	0
RTW	3
FOODS	13
FAST FOOD	2
RESTAURANTS	2
PHONES/JEWELRIES/ACCESSORIES	7
SALON/CLINIC/MASSAGE CENTER	3
HARDWARE/PRINTING	2
PAYMENT CENTER/LOTTO	2
REALTY/TRAVEL AGENCY	2
DRUGSTORE/FOOD SUPP.	2
BANK/ATM'S	3
TOTAL	41

SOURCE: SOUTH SUPERMARKET

TYPE OF BUSINESS	NO. OF BUSINESSES
PHARMACY/DRUG STORE	215
RESORT	19
GASOLINE STATION	68
GROCERY	116
WATER REFILLING STATION	320
MEDICAL CLINIC	59
FIRE EXTINGUISHER DEALER	7
BANK	86
AUTOMATED TELLER MACHINE	16

SOURCE: BUSINESS PERMITS AND LICENSING OFFICE



City Government of Valenzuela

Ecological Profile 2021

4. POST OFFICE



TABLE 204. NUMBER OF PARCELS PER MONTH

MONTH	TYPE OF PARCEL											TOTAL
	EXPRESS POST	LETTER POST	PARCEL POST	DIRECT MAIL	COD	FAX MAIL	BRE/BRC	ADDRESS CHECK	GENERAL DELIVERY	POD incl. Phil Sys ID	INTERNATIONAL REPLY COUPON	
JANUARY	103	8553	2	0	0	0	0	0	59242	2193	0	8658
FEBRUARY	123	3082	4.00	0.00	0	0	0	0	49213	7920	0	3209
MARCH	136	3379	7.00	0.00	0	0	0	0	45538	8895	0	57955
APRIL	103	3290	0.00	0.00	0	0	0	0	43726	8204	0	55323
MAY	110	3300	2.00	0.00	0	0	0	0	46738	7266	0	57416
JUNE	112	2455	10.00	0.00	0	0	0	0	50776	14695	0	68048
JULY	131	7933	1	0	0	0	0	0	55725	16406	0	80196
AUGUST	99	5578	4	0	0	0	0	0	59597	7696	0	72974
SEPTEMBER	168	2629	5.00	0	0	0	0	0	56656	2190	0	61648
OCTOBER	121	6398	1.00	0	0	0	0	0	61286	12246	0	80052
NOVEMBER	82	4650	4.00	0.00	0	0	0	0	68596	25022	0	98354
DECEMBER	174	1030	7.00	0.00	0	0	0	0	67357	12935	0	81503
TOTAL	1462	52277	47.00	0.00	0	0	0	0	664450	125668	0	843904

SOURCE: VALENZUELA CITY POST OFFICE



City Government of Valenzuela

Ecological Profile 2021

5. EMPLOYMENT



TABLE 205. REGULAR EMPLOYMENT

MONTH	JOB VACANCIES SOLICITED		JOB APPLICANTS REGISTERED		JOB APPLICANTS REFERRED FOR PLACEMENT		JOB APPLICANTS PLACED	
	ACTUAL	FEMALE	ACTUAL	FEMALE	ACTUAL	FEMALE	ACTUAL	FEMALE
January	2551	1093	1041	423	1033	583	951	537
February	2041	510	1319	556	1332	531	1225	488
March	1123	408	1002	466	840	420	714	357
April	747	473	782	339	704	306	612	266
May	863	491	640	265	571	212	519	197
June	905	534	953	467	762	246	647	205
July	983	654	977	575	966	501	908	470
August	705	359	865	478	847	468	728	398
September	880	603	1362	705	1335	620	1241	534
October	798	528	942	423	923	414	863	387
November	532	646	1157	643	1115	608	1055	561
December	388	472	739	407	643	355	596	329
TOTAL	12,516	6,771	11,779	5,747	11,071	5,264	10,059	4,729

TABLE 206. SUMMARY PLACEMENT

SELECTED INDICATOR	REGULAR EMPLOYMENT	SPES / GIP SUMMER	JOB FAIR LOCAL AND OVERSEAS
No. Of Vacancies	19287	0	0
No. Of applicants registered	11779	0	0
No. Of Job Applicants Referred	11071	0	0
No. Of Job Applicants Placed	10059	0	0
	104,392		
No. Of Jobfairs Conducted	0	0	2
No. Of Employers Participated	0	0	28
Number Of Applicants Placed / Hired On The Spot	0	0	240
			270
Spes Vacancies	0	82	0
No. Of Spes Registered	0	82	0
No. Of Spes Referred	0	82	0
No. Of Spes Placed	0	82	0
		328	

SOURCE: PUBLIC EMPLOYMENT SERVICES OFFICE

**TABLE 207. JOB FAIRS**

MONTH	NUMBER OF JOB FAIRS CONDUCTED	NUMBER OF EMPLOYERS WHO PARTICIPATED	NUMBER OF VANCANCIES SOLICITED	NUMBER OF APPLICANTS REGISTERED	NUMBER OF APPLICANTS HIRED ON THE SPOT
January					
February					
March					
April	1	10	407	165	
May					
June					
July					
August					
September					
October					
November	1	18	215	75	
December					
TOTAL	2	28	622	240	0

TABLE 208. SKILLS REGISTRY SYSTEM

MONTH	BARANGAYS COVERED	APPLICANTS REGISTERED	
		ACTUAL	FEMALE
January	27	281	169
February	25	391	244
March	29	720	381
April	27	334	148
May	26	351	154
June	29	627	366
July	31	1019	381
August	24	228	100
September	25	193	115
October	26	330	180
November	27	227	100
December	26	114	59
TOTAL	2418	4815	2397

SOURCE: PUBLIC EMPLOYMENT SERVICES OFFICE

**TABLE 209. SPECIAL PROGRAM FOR THE EMPLOYMENT OF STUDENTS**

YOUTH PROVIDED WITH BRIDGING EMPLOYMENT ASSISTANCE			TOTAL
Government			0
Private			82
INDICATOR	MALE	FEMALE	TOTAL
Youth Placed	51	31	82
Students	51	31	82
High School	7	1	8
College	44	30	74
Tech. Voc			
OSY			

TABLE 210. CAREER GUIDANCE AND COUNSELLING ORIENTATION

SCHOOL	NUMBER OF STUDENT ENROLEES		
	MALE	FEMALE	TOTAL
ARKONG BATO NHS	15	19	34
BAGBAGUIN NHS			
BIGNAY NHS			
CANUMAY EAST NHS			
CANUMAY WEST NHS			
CARUHATAN NHS			
DALANDANAN NHS	84	102	186
DISIPLINA VILLAGE NHS (BIGNAY ANNEX)			
GEN. T DE LEON NHS			
JUSTINE ELIEZER DELOS SANTOS NHS (GEN. T DE LEON)			
LAWANG BATO NHS	138	127	265
LINGUNAN NHS (CANUMAY WEST ANNEX)	102	105	207
MALANDAY NHS			
MALINTA NHS	319	407	726
MAPULANG LUPA NHS			
MAYSAN NHS			
PARADA NHS	33	34	67
PASO DE BLAS NHS			
POLO NHS	108	123	231
SITERO FRANCISCO MEMORIAL NHS	144	215	359
VALENZUELA NHS			
VALMАСCI	56	35	91
VEINTE REALES NHS (DALANDANA ANNEX)			
VICENTE TRINIDAD PUNTURIN NHS			

(more)



Ecological Profile 2021

WAWANG PULO NHS			
SITERO GRADE-II			
BIGNAY GRADE-II			
PUNTURIN NHS			
VALENZUELA POLYTECHNIC COLLEGE	183	106	289
TOTAL	1182	1273	2455

SOURCE: PUBLIC EMPLOYMENT SERVICES OFFICE

TABLE 211. SUMMATIVE REPORT OF SENA

FROM JANUARY 01 TO DECEMBER 31, 2021												
MONTH	TOTAL SENA CASES	SETTLED	UNSETTLED	ON-GOING	NO. OF COMPANIES	NO. OF EMPLOYEES	COMMON ISSUES/ CONCERNS	TOTAL MONETARY BENEFITS	SETTLEMENT	POD incl. Phil Sys ID	INTERNATIONAL REPLY COUPON	TOTAL
JANUARY	89	64 = 72%	25 = 28%	0	63 BUSINESS ESTABLISHMENTS 25 MANPOWER AGENCIES 88 COMPANIES / AGENCIES	258	<ul style="list-style-type: none"> • UNDERPAYMENT OF SALARY • ILLEGAL DISMISSAL / SEPARATION PAY • 13TH MONTH PAY • NO HOLIDAY PAY • NO OVERTIME PAY 	PHP 5,638,890.44		2193	0	8658
FEBRUARY	45	30 = 67%	15 = 33%	0.00	41 BUSINESS ESTABLISHMENTS 9 MANPOWER AGENCIES 50 COMPANIES / AGENCIES	108	<ul style="list-style-type: none"> • UNDERPAYMENT OF SALARY • ILLEGAL DISMISSAL / SEPARATION PAY • NO OVERTIME PAY • EMPLOYMENT STATUS 	PHP 786,363.92		7920	0	3209
MARCH	61	49 = 80%	11 = 18%	1 = 2 %	41 BUSINESS ESTABLISHMENTS 10 MANPOWER AGENCIES 51 COMPANIES / AGENCIES	140	<ul style="list-style-type: none"> • UNDERPAYMENT OF SALARY • ILLEGAL DISMISSAL / SEPARATION PAY • NO SERVICE INCENTIVE LEAVE • NO HOLIDAY PAY 	PHP 1,642,387.74		8895	0	9096
APRIL	56	40 = 71%	14 = 25%	2 = 4 %	40 BUSINESS ESTABLISHMENTS 11 MANPOWER AGENCIES 51 COMPANIES / AGENCIES	228	<ul style="list-style-type: none"> • UNDERPAYMENT OF SALARY • ILLEGAL DISMISSAL / SEPARATION PAY • NO OVERTIME PAY • NO SERVICE INCENTIVE LEAVE 	PHP 4,504,261.67		8204	0	8488
MAY	70	51 = 73%	16 = 23%	3 = 4 %	51 BUSINESS ESTABLISHMENTS 11 MANPOWER AGENCIES 63 COMPANIES / AGENCIES	210	<ul style="list-style-type: none"> • UNDERPAYMENT OF SALARY • ILLEGAL DISMISSAL / SEPARATION PAY • NO NIGHT SHIFT DIFFERENTIAL • NO OVERTIME PAY • NO HOLIDAY PAY 	PHP 3,078,109.11		7266	0	7546
JUNE	78	61 = 78%	16 = 21%	1 = 1 %	57 BUSINESS ESTABLISHMENTS 9 MANPOWER AGENCIES 66 COMPANIES / AGENCIES	229	<ul style="list-style-type: none"> • UNDERPAYMENT OF SALARY • ILLEGAL DISMISSAL / SEPARATION PAY • NO OVERTIME PAY • NO HOLIDAY PAY • PENDING SALARY • EMPLOYMENT STATUS 	PHP 3,025,995.25		14695	0	15002
JULY	88	70 = 80%	16 = 18%	2 = 2 %	63 BUSINESS ESTABLISHMENTS 13 MANPOWER AGENCIES 76 COMPANIES / AGENCIES	205	<ul style="list-style-type: none"> • UNDERPAYMENT OF SALARY • ILLEGAL DISMISSAL / SEPARATION PAY • NO HOLIDAY PAY • NO OVERTIME PAY • NO SSS, PHILHEALTH AND PAGIBIG 	PHP 2,684,249.29		16406	0	16699

(more)



Ecological Profile 2021

AUGUST	56	45 = 80%	7 = 13%	4 = 7 %	26 BUSINESS ESTABLISHMENTS 12 MANPOWER AGENCIES 38 COMPANIES / AGENCIES	108	<ul style="list-style-type: none"> • UNDERPAYMENT OF SALARY • ILLEGAL DISMISSAL / SEPARATION PAY • NO OVERTIME PAY • NO HOLIDAY PAY • NO SSS, PHILHEALTH AND PAGIBIG 	PHP 4,052,368.54	7696	0	7860
SEPTEMBER	92	67 = 73%	20 = 22%	5 = 5 %	37 BUSINESS ESTABLISHMENTS 15 MANPOWER AGENCIES 52 COMPANIES / AGENCIES	176	<ul style="list-style-type: none"> • UNDERPAYMENT OF SALARY • ILLEGAL DISMISSAL / SEPARATION PAY • 13TH MONTH PAY • NO OVERTIME PAY • NO NIGHT SHIFT DIFFERENTIAL • NO SERVICE INCENTIVE LEAVE 	PHP 2,838,841.53	2190	0	2458
OCTOBER	56	40= 72%	12 = 21%	4 = 7 %	44 BUSINESS ESTABLISHMENTS 13 MANPOWER AGENCIES 57 COMPANIES / AGENCIES	55	<ul style="list-style-type: none"> • UNDERPAYMENT OF SALARY • ILLEGAL DISMISSAL / SEPARATION PAY • 13TH MONTH PAY • NO SERVICE INCENTIVE LEAVE • NO NIGHT SHIFT DIFFERENTIAL • NO SSS, PHILHEALTH AND PAGIBIG 	PHP 1,042,998.11	12246	0	12357
NOVEMBER	86	49= 57%	11 = 13%	26 = 30 %	47 BUSINESS ESTABLISHMENTS 12 MANPOWER AGENCIES 59 COMPANIES / AGENCIES	114	<ul style="list-style-type: none"> • UNDERPAYMENT OF SALARY • ILLEGAL DISMISSAL / SEPARATION PAY • NO OVERTIME PAY • NO SSS, PHILHEALTH AND PAGIBIG • NO HOLIDAY PAY • 13TH MONTH PAY 	PHP 752,076.48	25022	0	25222
DECEMBER	70	25= 36%	4 = 6%	41 = 58 %	38 BUSINESS ESTABLISHMENTS 16 MANPOWER AGENCIES 54 COMPANIES / AGENCIES	37	<ul style="list-style-type: none"> • UNDERPAYMENT OF SALARY • ILLEGAL DISMISSAL / SEPARATION PAY • 13TH MONTH PAY • NO OVERTIME PAY • NO SSS, PHILHEALTH AND PAGIBIG • NO HOLIDAY PAY • EMPLOYMENT STATUS 	PHP 355,523.34	12935	0	13042
AVERAGE/ OVERALL TOTAL =	847	591 = 70%	167 = 20%	89 = 10%		1868 WORKERS	<ul style="list-style-type: none"> • UNDERPAYMENT OF SALARY • ILLEGAL DISMISSAL / SEPARATION PAY • NO OVERTIME PAY • NO HOLIDAY PAY • 13TH MONTH PAY • NO NIGHT SHIFT DIFFERENTIAL • EMPLOYMENT STATUS 	₱30,402,065.42			
AVERAGE/OVERALL TOTAL DAYS OF SENA=			8 DAYS								

SOURCE: WORKER'S AFFAIRS OFFICE



City Government of Valenzuela

Ecological Profile 2021

6. LOCATIONAL CLEARANCES



TABLE 212. LOCATIONAL CLEARANCE GRANTED

MONTH	RES	COMM'L	IND'L	INST'L	FENCING	BILLBOARD	SIGNAGE	MAUSOLEUM	BUSINESS	TOTAL
JANUARY	132	45	5	0	4	0	4	3	0	193
FEBRUARY	127	56	5	4	7	0	19	5	0	223
MARCH	140	49	16	2	3	0	2	1	0	213
APRIL	66	33	4	0	0	0	0	2	0	105
MAY	157	52	9	0	7	0	3	2	0	230
JUNE	142	71	3	0	6	0	3	3	0	228
JULY	150	61	8	0	10	0	2	3	0	234
AUGUST	70	19	5	1	6	0	0	10	0	111
SEPTEMBER	345	35	8	3	6	0	5	1	0	403
OCTOBER	111	61	12	1	4	0	8	7	0	204
NOVEMBER	150	36	3	0	5	0	1	1	0	196
DECEMBER	155	51	14	1	9	0	3	3	0	236
TOTAL	1745	569	92	12	67	0	50	41	0	2576

TABLE 213. LOCATIONAL CLEARANCE DENIED

MONTH	RES'L SUBD.	COMM'L	IND'L	INST'L	BUSINESS	INC. AT BPLO	TOTAL	GRAND TOTAL
JANUARY	0	1	1	0	0	0	2	2
FEBRUARY	0	0	0	0	0	0	0	0
MARCH	1	1	3	0	0	0	5	5
APRIL	0	1	0	0	0	0	1	1
MAY	0	0	1	0	0	0	1	1
JUNE	0	2	1	0	0	0	3	3
JULY	0	0	0	1	0	0	1	1
AUGUST	0	0	0	0	0	0	0	0
SEPTEMBER	1	2	3	0	0	0	6	6
OCTOBER	1	0	0	0	0	0	1	1
NOVEMBER	0	1	1	3	0	0	5	5
DECEMBER	1	0	0	1	0	0	2	2
TOTAL	4	8	10	5	0	0	27	27

SOURCE: CITY ZONING OFFICE



City Government of Valenzuela

Ecological Profile 2021

7. TOURISM



TABLE 214. BARANGAY FESTIVITIES

BARANGAY / AREA	RES
AREA 1	
Bignay	2nd Sunday of February
Canumay East	Sunday After Easter Sunday
Canumay West	Easter Sunday
Punturin	1st of May
Lawang Bato	Easter Sunday
AREA 2	
Bagbaguin	Easter Sunday
Mapulang Lupa	27th day of April
Paso de Blas	4th Sunday of February
Ugong	Easter Sunday
AREA 3	
Gen. T. de Leon	20th of May
Karuhatan	9th of May
Marulas	1st Sunday of May
Parada	Easter Sunday
AREA 4	
Dalandanan	3rd Sunday of May
Lingunan	2nd Sunday of February
Malinta	15th of May
Maysan	11th of May
Rincon	Last Saturday of May
Veinte Reales	Easter Sunday
AREA 5	
Arkong Bato	3rd Sunday of May
Balankas	1st of May
Bisig	Last Saturday of April
Coloong	Last Sunday of April
Isla	Last Sunday of April
Mabolo	12th of May
Malanday	28th of April
Palasan	1st Sunday of May
Pariancillo Villa	12th of November
Pasolo	1st Saturday of May
Poblacion	12th of November
Pulo	Easter Sunday
Tagalag	9th of May
Wawang Pulo	11th of February

SOURCE: CULTURAL AND TOURISM DEVELOPMENT OFFICE



TABLE 215. HISTORICAL LANDMARKS

NAME	DESCRIPTION	LOCATION
Valenzuela City People's Park	Opened in 2014, this urban community park is the first in the series of open space projects in line with the vision of transforming Valenzuela into a liveable city. Located beside the City Hall and the Valenzuela Town Center, this 1.5-hectare features a dancing fountain, an aero circle for zumba and other group exercises, garden, children's playground, zoological spaces and a 400-seater amphitheater that serves as venue for cultural and civic activities.	Barangay Karuhatan
Valenzuela City Family Park	Promotes family bonding through a nature-centered open space that features century-old trees, playground, interactive fountain, aviary, fitness machines, amphitheater, and food park. As the former home of Far East Broadcasting Company, it features a mural and mini-museum that tells the history of FEBC which on this site, aired the "first gospel broadcasting in the Philippines" in 1948.	Barangay Karuhatan
Valenzuela City Sports Park	This open-air facility encourages the Valenzuelanos, especially the youth, to become physically active through exercising and engaging in sports. Sized at 5,000 sqm, the obstacle course racing (OCR) facility features an outdoor gym, a kids' playground, and an amphitheater.	Barangay Wawang Pulo
Polo Park	The oldest park in the City which dates back to the Spanish period when Polo was founded as a pueblo. It is adorned with trees, fountain, memorial marker commemorating the liberation of Polo during World War II and public art by notable artists like mural on Polo history by Juan Sajid Imao and statues of Pio Valenzuela and José Rizal by Julie Lluch.	Barangay Poblacion
Tagalag Fishing Village	Dubbed as Valenzuela's "best-kept secret" and winner of 2021 Galing Pook award, it is famous for restaurants, fishing resorts, and 1,300-meter boardwalk that offers a scenic view of the fishponds, migratory birds and sunset which share the same horizon with Manila Bay.	Barangay Tagalag
Arkong Bato	Built in 1888 to serve as boundary marker between Polo and Malabon, this stone arch was declared "City Landmark" in 2003. It serves as an important landmark that makes Valenzuela the "gateway to the north".	Barangay Arkong Bato
Aguas Potables	Built in 1955 to provide the people a regular source of potable water. It was eventually closed when services by private water distributors became available. The structure is now being converted into a mini-museum and the site is being developed into a children's park with a day-care center.	Barangay Dalandanan
Tancinco Heritage House	One of the few remaining old houses in the City. Built in 1924, the house is known to be a favorite location of films made by national artist Fernando Poe Jr.	Barangay Pasolo
Valenzuela City Museum	Located at the ground floor of Valenzuela City Hall, the museum tells the story of the City's historical development from pre-colonial period to the present times.	Barangay Karuhatan
National Shrine of Our Lady of Fatima	Home of the National Pilgrim Image of Our Lady of Fatima which was used during 1986 EDSA People Power Revolution. Established as a parish in 1961, it was declared by CBCP in 1976 as a National Shrine to foster greater devotion to Our Lady of Fatima in the Philippines.	Barangay Marulas
San Diego de Alcalá Church and Bell Tower	Built in 1632 as part of the original church of the parish of San Diego de Alcalá founded, the bell tower is considered as the oldest structure in the City. With the main structure of the original church destroyed during the liberation in 1945, the present church was built after the war.	Barangay Poblacion
Museo Valenzuela Cultural Center	Built in 1998, Museo Valenzuela is a choice venue for cultural and civic events. It is also the venue for the annual Valenzuela Grand Marian Exhibit held every May and visited by Marian devotees on the occasion of the feast day of the Our Lady of Fatima.	Barangay Marulas
Ermita ng San Roque	Built during the Spanish period, it was declared as City Cultural Treasure in 2003. Every May 12, the City holds the annual "Sayaw Pasasalamat Alay Kay San Roque" which started in 1763 after British forces left the hermitage after a month of occupation. Through the years, the feast had drawn single men and women from inside and outside the city to ask for San Roque's intercession in finding their true love and future spouse through the traditional street dancing.	Barangay Mabolo
Polo Train Station	Opened in 1892 as part of the Manila-Dagupan railroad, the Polo Train Station served as general headquarter of General Antonio Luna during the Philippine-American War in 1899.	Barangay Dalandanan

(more)



Ecological Profile 2021

Egbert Memorial Cannon	The memorial cannon was placed by the Americans to mark the site where Col. Harry Clay Egbert was killed by Filipino forces during the “Battle of Malinta” in March 1899. Egbert was an officer in the United States Army who served in the American Civil War, the Spanish–American War, and the Philippine–American War.	Barangay Malinta
Triumvirate Monument	Created by National Artist Napoleon Abueva in 2007 to honor the memory of Katipunan’s Sangguniang Lihim and the three highest officers of KKK that started the Philippine Revolution: Andres Bonifacio, Pio Valenzuela and Emilio Jacinto.	Barangay Karuhatan.
Suhay-Husay Monument	Created by the famous sculptor Eduardo Castrillo for the Philippine Broadcasting Service in 1975. Restored in 2016, it was renamed “Suhay-Husay” and was transferred to the new main campus of the Pamantasan ng Lungsod ng Valenzuela as its iconic central artwork.	Barangay Maysan
Polo Brewery	Acquired by San Miguel Corporation in 1953, it serves as main brewery of San Miguel Beer until the present. Before the war, the site served as the brewery of Balintawak Beer Brewery (BBB), which was considered as the country’s “largest Japanese prewar enterprise.”	Barangay Marulas
Fatima Avenue	A pedestrianized avenue that serves as a green corridor connecting the National Shrine of Our Lady of Fatima, Museo Valenzuela and OLFU Rise Tower. A popular jogging circuit, Fatima Ave is also populated by a wide array of outdoor dining establishments.	Barangay Marulas

SOURCE: CULTURAL AND TOURISM DEVELOPMENT OFFICE



City Government of Valenzuela

Ecological Profile 2021

8. PRIVATE CEMETERIES AND MEMORIAL PARKS

**TABLE 216. LIST OF PRIVATE CEMETERIES AND MEMORIAL PARKS**

BUSINESS NAME	LINE OF BUSINESS	BUSINESS ADDRESS	DATE STARTED
St. John Cemetery	Private Cemetery/Memorial Park with less than 2 Hectares	Padrigal St., Karuhatan	07/16/2013
Sta. Perpetua Cemetery	Private Cemetery/Memorial Park with less than 2 Hectares	Padrigal St., Karuhatan	01/19/2011
Angelus Cemetery Co.	Private Cemetery/Memorial Park with less than 2 Hectares	Maysan	01/20/1992
Tierra Santa Memorial Park Inc.	Private Cemetery/Memorial Park with more than 5 Hectares	Maysan Road, Maysan	02/08/2005
Sacred Heart Memorial Corporation	Private Cemetery/Memorial Park with more than 5 Hectares	C. Molina, Veinte Reales	01/07/1992
Ever Memorial Garden Co. Inc.	Private Cemetery/Memorial Park with more than 5 Hectares	Km. 17, East Service Road, Lawang Bato	02/03/1998
Polo Memorial Park Inc.	Private Cemetery/Memorial Park with 2 - 5 Hectares	154 M.H. Del Pilar St., Palasan	02/21/1994

SOURCE: BUSINESS PERMITS AND LICENSING OFFICE



City Government of Valenzuela

Ecological Profile 2021

C. INFRASTRUCTURE/ PHYSICAL DEVELOPMENT SECTOR



City Government of Valenzuela

Ecological Profile 2021

1. INFRASTRUCTURE AND UTILITIES

**TABLE 217. WATER DISTRIBUTION (TUBIG PATROL)**

WATER DISTRIBUTION/DELIVERY		
C.Y. 2021		
MONTH	NUMBER OF TRUCK TRIPS	WATER DELIVERED PER LITER(S)
January	181	829,000
February	199	899,600
March	300	1,396,600
April	186	903,800
May	233	1,007,000
June	194	891,600
July	179	817,000
August	211	796,000
September	175	663,600
October	194	828,100
November	196	813,100
December	214	939,100
TOTAL	2,462	10,784,500

SOURCE: TUBIG PATROL UNIT - CITY EXTERNAL SERVICES OFFICE

TABLE 218. TERTIARY SCHOOLS AND UNIVERSITIES INFRASTRUCTURE

TERTIARY SCHOOLS	INSTRUCTIONAL ROOMS	AUXILIARY ROOMS	NO. OF CAMPUS	REMARKS
Sta. Cecilia College	38	28	1	(Primary, Secondary, College)
Our Lady of Fatima University	266	208	14	(College)
Children of Mary Immaculate College	34	23	1	(Primary, Secondary, College)
St. Louis College of Valenzuela	86	72	1	(Primary, Secondary, College)
Biblical Seminary of the Philippines	11	45	1	(College)
Febias Bible College	24	52	1	(College)
Our Lady of Lourdes College	96	52	1	(College)
Datamex College of St. Adeline	7	12	1	(College)
La Consolacion College - Valenzuela	43	43	1	(Primary, Secondary, College)
Pamantasan ng Lungsod ng Valenzuela	103	175	2	(K-12 College)
Bethel Bible College of Assemblies of God	28	38	1	(K-12 College)
Valenzuela City Polytechnic College	46	28	1	(K-12 College)
TOTAL	782	776		

SOURCE: OFFICE OF THE BUILDING OFFICIAL



City Government of Valenzuela

Ecological Profile 2021

2. TRANSPORTATION

**TABLE 219. TRICYCLE FRANCHISING AND OPERATORS PERMIT ISSUED DISTRICT ONE**

TODA	TERMINAL LOCATION	PRESIDENT	CHANGE MOTOR	CHANGE OWNER	DROPPED	FRANCHISE RENEWAL	MTOP RENEWAL	NEW REGISTRATION
AMTODA	A. MARCELO	ABRAHAM L. PONTERAS	5	5	10	18	56	
BAGMALACATODA	BAGBAGUIN/MALINIS/LAWANG BATO/ CANUMAY EAST/ ITC CMPD.	BILLY TORRES	7	9	16	22	107	
BALMATODA	BALUBARAN, MALABO	EDUARDO G. NIPA	13	7	20	36	137	
BALMATODA EXTENSION			2		2		28	
BOVTODA	BILOG BALANGKAS/OBANDO/VILLA	BRIAN A. GARCIA	1	6	7	8	53	
BOVTODA EXTENSION			1	1	2	7	48	
BPTODA	BIGNAY/PUNTURIN	MANUEL SANTIAGO	5	4	9	31	91	
BPTODA (MAHABANG PARANG)							5	
CALAPUPATODA	CANUMAY/LAWANG BATO/PUNTURIN/PASO DE BLAS	MARIO C. JOSEPH	34	27	61	134	440	
CAWETODA	CANUMAY WEST	CHARLIE B. BACHINI	8	16	24	59	203	
COTODA	COLOONG	EDGARDO ANGELES	9	12	21	47	168	
ISPADATODA	ISALA/PASOLO/DALANDANAN	ZEUS BENJAMIN CLEMENTE	1	6	7	4	31	2
MABURIPATODA	MALINTA BUKID/ RINCON/PASOLO	ISRAEL S. DOLZ	10	15	25	39	177	1
MAPLAMATODA	MALANDAY CENTRAL TERMINAL	ROGELIO A. CUNANAN	5		5	8	30	
MARTODA	MALINTA PLAZA MARKET					1	1	
MCTTODA	MARKET	MANOLITO DELA CRUZ	6	3	9	2	32	
MSJDTTODA	MALINTA/ ST. JUDE/ DULONG TANGKE	CESAR CACAL	21	23	44	30	152	
MTTODA	MALINTA TATAWID	WILSON G. PASCUA	7	8	15	9	66	
POTODA	POLO	ROGELIO S. GEVERO				1	4	
STODA	STATION	PRUDENCIO AGUINALDO	10	7	17	27	83	
TABITODA	TAGALAG/BISIG	JOSIE S. ATANACIO	4	5	9	24	74	
TVRTODA	TUGATOG/V.REALES	SEFERINO AVENTURADO	1	2	3	1	48	
VRLTODA	VEINTE REALES - LINGUNAN	ALFONSO D. FRANCISCO	44	24	68	68	220	1
TOTAL			194	180	374	576	2254	4

SOURCE: VALENZUELA CITY TRANSPORTATION OFFICE

**TABLE 220. TRICYCLE FRANCHISING AND OPERATORS PERMIT ISSUED DISTRICT TWO**

TODA	TERMINAL LOCATION	PRESIDENT	CHANGE MOTOR	CHANGE OWNER	DROPPED	FRANCHISE RENEWAL	MTOP RENEWAL	NEW REGISTRATION
AMMATODA	A.MARIANO ST. - MAPULANG LUPA	ALFREDO C. DANTES	9	13	22	16	120	
ASCTODA	ARTY SUBD. - CAYETANO ST.	FIDELO M. MAMARIL	2	2	4	10	43	
DOPTODA	DON PEDRO SUBD.	CERILO P. QUITALEG	2	5	7	11	43	
EFBTODA	ELYSIAN/F. BAUTISTA	ELIZABETH ALFONSO		2	2	9	21	
FATATODA	FATIMA - TAMARAW	MARLITO A. IDO	6	20	26	39	140	
FETODA	FORTUNE EXTENSION	JUVY MIGUEL	2	1	3	4	38	
FVTODA	FORTUNE VILLAGE	WILMA A. QUIBUYEN	3	10	13	12	32	
FVTODA EXTENSION	(FORTUNE 4)			1	1	2	3	
GDTL TODA	GEN T DE LEON	JONNY P. OLLERES	6	13	19	24	74	
GTUTODA	GEN T DE LEON TULAY-UGONG	LUIS A. JUGUETA	2	9	11	34	71	
GTU-TODA EXTENSION	LAMESA (1) , CAM-CAM GEN. T. DE LEON (2)			2	2	5	57	
INTODA	INDEPENDENCE	NELIA BARRIOS	2	5	7	4	15	
KPMTODA	KARUHATAN-PADRIGAL-MAYSAN	LOUIE ANG	5	4	9	12	35	
MAPASATODA	M. DELOS REYES -OLD & NEW PRODON SUBD.	CONSORCIA F. PROGIO	3	6	9	17	49	
MASTODA	MANOTOC SUBD.	SAMUEL MAVERICK B. NOCHE		10	10	26	59	
MTODA	MARULAS	OMAR G. SUNGA	58	81	139	135	603	1
MUTODA	MACEDA UGONG	CORNELIO BAYLON JR.	1	3	4	13	34	
PAGUBRIJETODA	PAG-ASA GUILLERMO BRIGIDA JEREMIAS PADRIGAL	HILARIO O. PEÑAMORA				5	9	
PMUTODA	PASO DE BLAS-MAPULANG LUPA-UGONG	EVELYN MALALUAN	22	34	56	81	331	
PPGSTODA	PASO DE BLAS-PARADA-GEN.T DE LEON-SERVICE ROAD	ARNOLD D. ALVARES	4	10	14	22	55	
SANPATODA	SANTULAN GEN. T. - PARADA	NORBERTO ALABASTRO	3	5	8	26	84	
SFPTODA	SAN FRANCISCO PINALAGAD MALINTA	NORBERTO LOPEZ	5	9	14	10	74	
VCHSTODA	VALENZUELA CITY HALL SITE	JAIME L. MOLINA	15	12	27	49	124	
TOTAL			150	257	407	566	2114	1

SOURCE: VALENZUELA CITY TRANSPORTATION OFFICE



TABLE 221. FRANCHISEHOLDERS IN THE CITY

TODA	TOTAL NO. OF UPDATED FRANCHISES	TOTAL NO. OF REVOKED FRANCHISES	TOTAL NO. OF REGISTERED DRIVER	TODA	TOTAL NO. OF UPDATED FRANCHISES	TOTAL NO. OF REVOKED FRANCHISES	TOTAL NO. OF REGISTERED DRIVER
DISTRICT 1				DISTRICT 2			
AMTODA	84	14	184	AMMATODA	158	2	282
BAGMALACATODA	145	27	301	ASCTODA	57	8	106
BALMATODA	193	13	393	DOPTODA	61	11	148
BALMATODA EXTENSION	30	1	14	EFBTODA	32	10	98
BOVTODA	68		149	FATATODA	205	39	519
BOVTODA EXTENSION	57	1	31	FETODA	45	4	105
BPTODA	131	4	304	FVTODA	57	1	148
BPTODA (MAHABANG PARANG)	5	6		FVTODA EXTENSION	6	11	3
CALAPUPATODA	635	14	1287	GTDLTODA	117	41	247
CAWETODA	286	5	513	GTUTODA	116	3	195
COTODA	236	8	420	GTU-TODA EXTENSION	64		32
ISPADATODA	42	1	82	INTODA	26	1	80
MABURIPATODA	241	14	393	KPMTODA	56	2	141
MAPLAMATODA	43	4	83	MAPASATODA	75	5	166
MARTODA	2		3	MASTODA	95	20	220
MCTTODA	43	1	111	MTODA	877	60	1782
MSJDTTODA	226	37	467	MUTODA	51	4	127
MITTODA	90	25	215	PAGUBRIJETODA	14	4	47
POTODA	5		13	PMUTODA	468	46	1105
STODA	127	26	227	PPGSTODA	91	3	163
TABITODA	107	5	218	SANPATODA	118	2	248
TVRTODA	52	5	93	SFPTODA	98	3	188
VRLTODA	356	11	688	VCHSTODA	200	3	413
TOTAL	3204	222	6189	TOTAL	3087	283	6563

SOURCE: VALENZUELA CITY TRANSPORTATION OFFICE



TABLE 222. PRIVATE MOTORIZED TRICYCLE IN THE CITY

BARANGAY	BUSINESS USE	PERSONAL USE	STUDENT SERVICE	TOTAL
DISTRICT 1				
ARKONG BATO	12	3		15
BALANGKAS	17	7		24
BIGNAY	36	39		75
BISIG	1			1
CANUMAY EAST	20	11		31
CANUMAY WEST	36	14	3	53
COLOONG	12	8		20
DALANDANAN	6	5		11
ISLA		2		2
LAWANG BATO	40	36		76
LINGUNAN	32	22		54
MABOLO	3	1		4
MALANDAY	12	5		17
MALINTA	48	15		63
PALASAN	3	1		4
PARIANCILLO VILLA	2			2
PASOLO	11	4		15
POBLACION				0
POLO	2	2		4
PUNTURIN	31	38		69
RINCON	42	2		44
TAGALAG	4	4		8
VEINTE REALES	22	26	1	49
WAWANG POLO	5	6		11
TOTAL	397	251	4	652

(more)



Ecological Profile 2021

BARANGAY	BUSINESS USE	PERSONAL USE	STUDENT SERVICE	TOTAL
DISTRICT 2				
BAGBAGUIN	17	10		27
GEN.T DE LEON	104	57	4	165
KARUHATAN	22	15		37
MAPULANG LUPA	30	18		48
MARULAS	47	17		64
MAYSAN	24	16		40
PARADA	20	13		33
PASO DE BLAS	25	7		32
UGONG	80	41		121
TOTAL	369	194	4	567

CATEGORIES	TOTAL NO. OF REGISTERED	TOTAL NO. OF RENEWED UNITS	TOTAL NO. OF NEW UNITS
BUSINESS USE	1824	549	179
PERSONAL USE	2074	378	68
SCHOOL SERVICE	258	10	1
TOTAL	4156	937	248

SOURCE: VALENZUELA CITY TRANSPORTATION OFFICE

**TABLE 223. SUPERVISION PERMIT FOR PRIVATE TRICYCLE AND TRICYCLE FOR HIRE FROM OUTSIDE THE CITY**

TOTAL SUPERVISION PERMIT				
TODA	TOTAL NO. OF REGISTERED UNITS	TOTAL NO. OF RENEWED UNITS	TOTAL NO. OF NEW REGISTRATIONS	TOTAL NO. OF REGISTERED DRIVERS
FNPO TODA	5	2		2
KSG TODA	51	5		6
MAR TODA	203	136		365
MEQH TODA	51	42		83
MTB TODA	39	20	4	156
NOPOB TODA	7	1		6
PAWABIPO TODA	25	14	2	79
PMTODA	25		25	18
SAN AGUSTIN TODA	24			30
SQTODA	255	235	4	503
SWEPO TODA	5			12
TALIPAPATODA	231	181	6	310
TINOROTODA	42	34		76
TOTAL	963	670	41	1646

PRIVATE SUPERVISION PERMIT			
CATEGORIES	REGISTERED	RENEWED	NEW REGISTRATION
BUSINESS USE	597	101	64
PERSONAL USE	651	88	21
SCHOOL SERVICE	49	1	
TOTAL	1297	190	85

SOURCE: VALENZUELA CITY TRANSPORTATION OFFICE



TABLE 224. PEDICAB FRANCHISING AND OPERATORS PERMIT ISSUED

PODA	TERMINAL LOCATION	PRESIDENT	TOTAL NO. OF REGISTERED PEDICAB	UPDATED REGISTRATION	REVOKED UNIT	TOTAL NO OF OPERATOR ONLY	TOTAL NO OF OPERATOR/ DRIVER	TOTAL NO OF REGISTERED DRIVER
DISTRICT 1								
ADMAPODA	Adriano Malanday PODA	PIO S. MARCELO JR.	63	39	22	25	38	45
ARKOPODA	Arkong Bato PODA	RONNIE DIMAANO	134	87	48	58	76	105
BAPPODA	Balangkas Pariancillo Villa PODA	BENJAMIN CALUAG	392	302	85	182	210	367
BAPPODA EXTENSION			36	25	12	34	2	
BIGATPODA	Bignay PODA	CORAZON ESTRELLA	18	2	140	106	33	186
BIGATPODA EXTENSION			90	70	20	81	9	60
BTPODA	Bisig-Tagalog-Polo PODA	EDUARDO B. DIONISIO	63	35	27	35	28	45
COMAPOPODA	Coloong-Malanday-Polo PODA	WINIFREDO LAPU-LAPU	100	75	25	42	58	84
COPDA	Coloong PODA	TEOFILO SANTIAGO	72	55	15	45	27	76
FAPSPODA	Felixville Antonio Pacheco PODA	TEOFILO GONZALES	31	28	3	14	17	35
IFGMPODA			6	2	4	6		1
IFPODA	I.Fernando PODA	ROLANDO LACASTA	27	21	6	10	17	27
ISPODA	Samahang Isabelo Fernando PODA	ARMANDO JOS	46	43	3	16	30	61
ISTODA	Isla PODA	EDILBERTO CHUPITA	85	68	16	32	53	61
KNV-I PODA	Kasarival Northville-I PODA	RODEL MACABUHAY	9	1	25	14	11	5
LEPODA	Lena PODA	ANTONIO MORALES	34	29	5	13	21	55
LICOMAPODA	Libo-Coloong-Malanday PODA	FLORENTINO CRUZ JR.	42	30	14	15	27	18
LIPODA	Lingahan PODA	MELCHOR C. DUMANTAY	60	53	5	25	35	74
MACOPDA	Mabolo-Coloong-Polo PODA	GLENN BERNALDEZ	26	17	9	7	19	26
MALPODA	Malanday PODA	ANGELITO LAURENCIANO	27	24	2	20	7	18
MAPODA I	Mabolo PODA	ALBERTO CACO	18	6	10	9	9	16
MMPODA	Malanday Market PODA	LOLITO INTEROLIZO	18	13	5	6	12	30
MULCETODA	Lawang Bato-Mulawinan-Ulingan	RONNIE JOSE LIMPOT	38	37	7	14	34	15
PALPODA	Palasan PODA	CORAZON CASTRO	119	55	64	58	61	86
PAPODA	Pasolo PODA	FERNANDO PARENAS	132	97	35	62	70	113
POMAPODA I	Polo Market I PODA	RICARDO ESLOPOR SR.	48	40	7	13	35	31
POMAPODA II	Polo Market II PODA	RONALDO ARCELAO	60	39	21	30	30	27
PPTAPODA	Palasan-Polo Triker's Association	JESUS JOJO CRUZ	206	125	79	158	48	145
SALISEPODA	Polo Market III PODA	ARMANDO CLAUDIO	53	39	13	22	31	37
SANPODA	San Diego PODA	RICARDO VILLASIN	101	70	31	73	28	87
SANSIRPODA	San Simon- Rincon PODA	JOCELYN GALONG	45	43	1	17	28	56
SRTAPODA	San Roque Trike Assoc./ Mabolo	RENATO DEATO	32	13	19	23	9	22
SSDPODA	Sumilang PODA	MACARIO ARTHUR MANALO	17	14	1	5	12	18
STKMPODA	Samahang Triker ng Kadiwa Market	FROILAN SANTOR	44	33	11	20	24	49
STKMPODA EXTENSION			41	36	5	26	15	21
DISTRICT 2								
AIDPODA	Arty- Ilang-ilang Duplex PODA	DANILO MARAÑA	80	70	10	27	53	63
FAMAPODA	Family Comp.- M. Antonio PODA	CELESTINO MERCEDES	32	7	24	5	27	40
KAPPODA	Karuhatan - A. Pablo PODA	JAIME OCAMPO	46	43	1	23	23	89
KARPODA	karuhatan PODA	JORGE ERGUIZA	41	2	39	19	22	47
KBSPODA	Karuhatan Bible San Andres PODA	CRISOSTOMO RODRIGUEZ	22	2	20	8	14	14
LLEPODA	A. Pablo PODA	NEDY SEGISMUNDO	18	11	7	7	11	19
PAGPODA	Pag-asa PODA	IRENEO REYES	9	6	3	1	8	17
SABPODA	Sabino Maysan PODA	ROMUALDO TALAVERA JR.	31	29	2	19	12	90
SABPODA EXTENSION			37	34	3	30	7	17
SKEPODA	Sitio Kabatuhan Ext. PODA	JERRY ORTEGA	22	21	1	6	16	59
VTTPODA	Villa Teresa Tampoy PODA	PALADIN S. AZUL	34	34		15	19	63
TOTAL			2705	1925	905	1476	1376	2620

SOURCE: VALENZUELA CITY TRANSPORTATION OFFICE



TABLE 225. PRIVATE PEDICAB IN THE CITY

BARANGAY	BUSINESS USE	PERSONAL USE	STUDENT SERVICE	TOTAL
DISTRICT 1				
ARKONG BATO	1	14		15
BALANGKAS	1	44		45
BIGNAY				0
BISIG		1		1
CANUMAY				0
COLOONG		18		18
DALANDANAN		8		8
ISLA		12		12
LAWANG BATO				0
MABOLO		2		2
MALANDAY		23		23
MALINTA				0
PALASAN		13		13
PARIANCILLO VILLA	1	10		11
PASOLO		4		4
POBLACION				0
POLO		1		1
RINCON		1		1
TAGALAG				0
VEINTE REALES	1			1
WAWANG POLO		6		6
TOTAL	4	157	0	161

BARANGAY	BUSINESS USE	PERSONAL USE	STUDENT SERVICE	TOTAL
DISTRICT 2				
BAGBAGUIN				0
GEN.T DE LEON				0
KARUHATAN		4		4
MAPULANG LUPA				0
MARULAS				0
MAYSAN				0
PARADA	1			1
PASO DE BLAS				0
UGONG				0
TOTAL	1	4	0	5

(more)



Ecological Profile 2021

CATEGORIES			
CATEGORIES	TOTAL NO. OF REGISTERED	TOTAL NO. OF RENEWED UNITS	TOTAL NO. OF NEW UNITS
BUSINESS USE	23	5	
PERSONAL USE	4085	136	26
STUDENT SERVICE	13		
TOTAL	4121	141	26

TABLE 226. E-TRIKES IN THE CITY

E-TRODA	TOTAL NO OF REGISTERED UNITS	RENEWED UNITS
BIGAT E-TRODA	128	118
KNV-1 E-TRODA	16	13
MULCE E-TRODA	34	28
TOTAL	178	159

E-TRIKES	TOTAL NO OF REGISTERED UNITS	RENEWED UNITS	NEW
BUSINESS USE	26		
PERSONAL USE	1256	252	132
STUDENT SERVICE	6		
TOTAL	1288	252	132

E-BIKES	TOTAL NO OF REGISTERED UNITS	RENEWED UNITS	NEW
LOW-END	2192	372	174
HIGH END	263	45	15
TOTAL	2455	417	189

SOURCE: VALENZUELA CITY TRANSPORTATION OFFICE



TABLE 227. CITY TRAFFIC ROUTES

ROAD NAME	STARTING POINT	END POINT	LENGTH	MAJOR INTERSECTIONS
Mac Arthur Highway	Malanday	Marulas	6.82km	Mac Arthur Highway cor. M.H. Del Pilar road Malanday
				Mac Arthur Highway cor. T. Santiago St., Malanday
				Mac Arthur Highway cor. G Lazaro St., Dalandanan
				Mac Arthur Highway cor. Gov I Santiago Rd Malinta
				Mac Arthur Highway cor. C.J. Santos Ave Karuhatan
				Mac Arthur Highway cor. Tamaraw Hills Rd, Marulas
				Mac Arthur Highway cor. Karuhatan rd Intersection
				Mac Arthur Highway cor. Fatima Ave Intersection Marulas
				Mac Arthur Highway cor. PIO Valenzuela St Intersection Marulas
				Mac Arthur Highway cor. A. Fernando St. Intersection Marulas

SOURCE: TRAFFIC MANAGEMENT OFFICE



TABLE 228. LGU SERVICE VEHICLES

TYPE	NO. OF UNITS
Ambulance	131
Fire Truck	23
Dump Truck	189
Motorcycle	497
Patrol Car	60
Service Vehicle	446
OTHERS	
E-trike	250
Boat	25
Amphibian	4
Heavy Equipment	36
Utility Truck	62
TOTAL	1723

SOURCE: PROPERTY OFFICE



City Government of Valenzuela

Ecological Profile 2021

3. SOLID WASTE MANAGEMENT



TABLE 229. ANNUAL WASTE COLLECTION REPORT

MONTH	MONTHLY SOLID WASTE COLLECTION		AVERAGE DAILY COLLECTION		NO. OF TRIPS PER MONTH
	IN CU. M.	IN TONS	IN CU. M.	IN TONS	
January	24,509.50	8,651.85	790.63	279.09	3,994
February	20,846.50	7,358.81	744.52	262.81	3,390
March	24,345.00	8,593.79	785.32	277.22	3,890
April	22,693.50	8,010.81	756.45	267.03	3,626
May	23,498.00	8,294.79	758	267.57	3,751
June	22,570.50	7,967.39	752.35	265.58	3,637
July	22,685.00	8,007.81	731.77	258.32	3,643
August	23,485.00	8,290.21	757.58	267.43	3,746
September	23,068.00	8,143.00	768.93	271.43	3,608
October	22,948.00	8,100.64	740.26	261.31	3,665
November	23,187.00	8,185.01	772.90	272.83	3,660
December	26,302.00	9,284.61	848.45	299.50	4,067
TOTAL	280,138.00	98,888.71	9,207.17	3,250.13	44,677.00

SOURCE: SOLID WASTE MANAGEMENT OFFICE



City Government of Valenzuela

Ecological Profile 2021

4. ROAD NETWORKS AND INFRASTRUCTURE



TABLE 230. LOCAL ROAD INVENTORY

NAME	LENGTH	WIDTH	CONDITION
ARKONG BATO			
1. Sanchez	0.091	4	Fair
2. Deniega	0.221	2.5	Fair
3. N. Urrutia	0.15	3.5	Fair
4. P. Gabriel	0.103	4	Fair
5. Industrial Rd.	0.189	6	Fair
6. A. Feliciano	0.112	3	Bad
7. Dela Cruz	0.112	2	Good
8. Evangelista	0.122	1.5	Good
9. H. Bautista	0.112	2	Good
10. Navarette	0.27	7.1	Fair
11. Cordero	0.151	6.5	Fair
12. L. Urrutia	0.151	2.5	Fair
13. M. Bautista	0.095	4	Bad
14. Decena	0.292	5.6	Fair
15. San Diego	0.146	7.2	Fair
16. G. Gabriel	0.084	2	Fair
17. Mendoza	0.269	5	Fair
18. A. Urrutia	0.137	4.3	Fair
19. A. Cruz Subd.	0.18	4	Fair
20. M. H. Del Pilar	0.875	6	Fair
21. Francisco Subd.	1.1	2.8	Fair
22. Sagip St.	0.16	4	Bad
23. Q. Deniega St. interior 1-8	0.33	1.92	Bad
24. E. Gabriel St. interior 1-6	0.206	5	Bad
25. Sagip St., interior 1	0.023	3.5	Fair
26. M. Urrutia St., interior 1-4	0.167	5.1	Good
BAGBAGUIN			
1. Bisalao	0.25	5.2	Fair
2. Mabolo	0.17	5	Fair
3. Mangga	0.17	5	Fair
4. Santol	0.14	5	Fair
5. Duhat	0.165	5	Fair
6. Caimito	0.04	5	Fair
7. Bayabas	0.16	5	Fair
8. Avocado	0.25	5	Fair
9. Atis	0.1	4.5	Fair
10. Chico	0.11	5	Fair
11. A. Mariano	1.479	6	Good
12. A. Vargas	0.05	3	Fair

(more)



Ecological Profile 2021

13. J. Gregorio	0.025	4	Fair
14. Bagbaguin Road	0.36	6	Fair
15. Bagong Nayon	0.27	4	Fair
16. Molina Compound	0.215	5	Fair
17. 707 Compound	0.529	6	Fair
18. Lorenzo	0.465	5	Fair
19. ITC Road	0.078	6	Fair
20. Barcelino	0.12	5	Fair
21. St. Dominic	0.37	4	Good
22. Dela Cruz	0.18	3	Fair
23. Juvic Compound	0.2	5	Fair
24. Quintana Avenue	0.37	7	Fair
25. Pearl Island Comp.	0.68	5	Fair
26. Adriana	0.04	3	Fair
27. Orbe	0.055	2	Fair
28. Libis Malinis	0.394	6	Fair
29. Sebastian St.	0.042	1	Fair
30. Mercado-Santos alley	0.031	2	Fair
31. SAMAKA Compound	0.05	1.5	Fair
32. Victoria road	0.016	6	Fair
33. St. Joseph Compound	0.051	2	Fair
34. Zosimo St.	0.035	2.2	Fair
35. P. Jacinto S.	0.035	6	Fair
36. P. View	0.031	6	Fair
37. G. Mauricio	0.016	5	Fair
38. Decada St.	0.025	3.5	Fair
39. F. Bernardino St.	0.035	3.5	Fair
40. Dalag	0.125	5	Fair
41. G. Molina	0.115	5	Fair
42. A. Mariano	0.122	6	Fair
43. Lugmok	0.105	5	Fair
44. Sapa	0.075	2	Fair
BALANGKAS			
1. Anonas	0.21	3	Fair
2. Aratelis	0.104	3	Fair
3. Atis	0.106	3	Good
4. Balimbing	0.137	2	Fair
5. Bayabas	0.132	4	Fair
6. Bignay	0.132	3	Fair
7. Buko	0.08	4	Fair
8. Kabuyao	0.09	3	Good
9. Karamay	0.084	1.8	Fair
10. Karamay Extn.	0.08	3	Fair

(more)



Ecological Profile 2021

11. Dalanghita	0.123	3.5	Fair
12. Kamatsile	0.078	5	Fair
13. Dayap	0.123	4	Fair
14. Duhat	0.118	3	Fair
15. Durian	0.118	3	Fair
16. Granada	0.118	4	Fair
17. Lanzones	0.177	4	Fair
18. Langka	0.16	1.2	Fair
19. Mabolo	0.092	2	Fair
20. Mabolo Extn.	0.111	3.8	Fair
21. Mangga	0.091	3	Fair
22. Makapuno	0.215	4	Fair
23. Pili	0.215	5	Good
24. Pili Extn.	0.041	3.2	Good
25. Macopa	0.1	1.5	Fair
26. Rambutan	0.15	1	Fair
27. Alley to Daycare	0.09	1.5	Fair
28. Rimas	0.136	1.2	Fair
29. Santol	0.201	1	Fair
30. Sampalok	0.201	2.7	Fair
31. Peras	0.173	1.2	Fair
32. Siniguelas	0.121	1.2	Fair
33. Suha	0.02	1.2	Good
34. Tsiko	0.075	2.6	Fair
35. Mangosteen	0.046	1.2	Fair
36. Mansanas	0.177	2	Good
37. Kahel	0.055	2.5	Fair
38. Atieza	0.033	3	Fair
39. P. Deato	0.75	5	Fair
40. P. Capalad	0.75	4	Fair
41. J. Sebastian	0.2	6.2	Fair
42. Valeriano	0.2	4.3	Fair
43. A. Joaquin	0.3	2.8	Fair
44. Kastanyas	0.25	2.5	Fair
44. Sampaguita	0.27	5	Fair
45. Magnolia	0.127	6.8	Fair
46. Ilang-ilang	0.211	8	Fair
47. Magnolia Extn.	0.07	5	Fair
48. Kabesang Imo	3	6	Fair
49. Kamias	0.12	4	Fair
50. Calamansi	0.18	5	Good
51. Avocado	0.21	6	Fair
52. Cadena de Amor	0.283	5.8	Fair

(more)



Ecological Profile 2021

53. Jasmin	0.236	6	Fair
54 Ubas	0.2	2.4	Fair
55. Gumamela	0.25	4	Fair
56. Rosal	0.3	4	Good
57. Mansanas Ext.	0.45	4.6	Fair
58. Dalandan	0.12	2	Good
59. Kasoy	0.123	4	Fair
61. Ubas	0.12	4	Fair
61. Balangkas Bukid	0.22	4	Fair
63. LP St.	0.057	1.2	Fair
64. P. Deato extn.	0.043	1.65	Fair
65. Bukid 1	0.127	2.3	Fair
66. Bukid Alley 1	0.123	1	Fair
67. Bukid Alley 2	0.123	1.68	Fair
68. Cadena de Amor Extn. 1	0.149	2.6	Fair
69. Cadena de Amor Extn. 2	0.028	6.3	Fair
BIGNAY			
1. Bignay Road	1.05	6	Fair
2. Victory Farm Rd.	0.56	5	Fair
3. Bagombong	0.23	5	Fair
4. Hulo	0.5	5	Fair
5. Mahabang Parang Rd.	0.83	5.7	Fair
6. Galas Rd.	1.44	5	Fair
7. Valenzuela View Road	0.14	5	Fair
8. Northville I Road (main rd)	0.47	6.6	Fair
9. Northville II Road (circle)	0.82	6.7	Fair
10. Valenzuela Heights	0.48	5	Fair
11. Hipolito Compound	0.052	3.8	Fair
12. Pulong Maligaya	0.11	1.5	Fair
13. Ibaba	0.07	5.4	Bad
14. Gulod	0.042	5	Fair
15. Becona	0.05	5	Fair
BISIG			
1. P. De Guia	0.236	3	Fair
2. E. Salvador	0.066	2.5	Fair
3. M. Pinto	0.08	3	Fair
4. M. Aquino	0.141	4.5	Fair
5. B. Garcia	0.141	5	Fair
6. Bisig Rd.	0.65	5	Fair
CANUMAY WEST			

(more)



Ecological Profile 2021

CANUMAY WEST			
1. L. San Diego	1.113	5	Fair
2. M. Gregorio	0.836	5	Good
3. F. Lazaro	0.656	5	Fair
4. Rubyville Subdivision	0.356	5	Fair
5. Kaypandan	0.705	3	Fair
6. Sacred Heart Subd.	0.808	6	Fair
7. Filrezam Subd.			Fair
1st Street	0.089	5	Fair
2nd Street	0.089	5	Fair
3rd Street	0.089	5	Fair
4th Street	0.125	5	Fair
5th Street	0.152	5	Fair
8. S. Donesa	0.486	6	Fair
9. Int. M. Gregorio	0.025	5	Fair
10. San Jose	0.101	5	Fair
11. R. Jacinto	1.198	6.2	Fair
12. San Andres	0.26	6.2	Fair
13. Asia Compound	0.283	6	Fair
14. J. Matias	0.143	6.5	Fair
15. Industrial Road	1.306	6.5	Fair
16. Plastic City Avenue	1.213	12	Fair
17. Francisco	0.8	4.3	Fair
18. A. Casimiro	0.75	4	Fair
19. Valeriano Cmpd.	0.035	2	Fair
20. T. Santiago	1.25	4	Fair
CANUMAY EAST			
1. J. Narciso (Service Road)	2.65	7	Fair
2. T. Pablo	0.13	6	Fair
3. Sibesco	0.28	6	Fair
4. Trinidad	0.413	6	Fair
5. Marton Road	0.485	5	Fair
6. IRC Road	0.02	6	Fair
7. G. Molina	0.76	5	Fair
8. D. Bonifacio	1.238	6	Bad
9. St. Dominic Comp.	0.482	5	Fair
10. Libis	0.236	4	Fair
11. Victoria Subdivision	1.111	6	Good
12. ITC Road	1.331	6	Fair
13. Industrial Road	0.331	6	Fair
KARUHATAN (WEST)			
1. Agustin	0.164	5	Fair
2. Flaviano	0.165	3.5	Fair
3. San Vicente	0.15	4	Fair

(more)



Ecological Profile 2021

4. A. Pablo	0.7	6	Fair
5. B. Lopez	0.3	5	Fair
6. San Felipe	0.335	5	Fair
7. Daez	0.245	4	Fair
8. Bezotte	0.138	5	Fair
9. Santo Rosario	0.5	5	Fair
10. San Angelo	0.1	4.5	Fair
11. Padrigal	0.39	6	Fair
12. J. Marcelo	0.11	6	Fair
13. Juan Reyes	0.158	3	Fair
14. St. Joseph Academy	0.282	3	Fair
15. Padrinao	0.253	6.5	Fair
16. Industrial Road	0.745	8	Fair
17. San Francisco	0.75	5	Fair
18. A. Mabini	0.2	5	Fair
19. Justicia	0.1	5	Fair
20. A. Bonifacio	0.35	5	Fair
21. J. P. Rizal	0.5	5	Fair
22. Gen. Luna	0.25	5	Fair
23. Cayetano	0.584	5	Fair
24. Reyes	0.191	4.5	Fair
25. Llenado	0.7	6	Fair
26. Soy	0.207	5	Fair
27. Vinegar	0.192	5	Fair
28. Kanlong	0.163	5	Fair
29. Salt	0.128	5	Fair
30. Doon	0.366	4	Fair
13. Tadeo	0.178	5	Fair
14. Inocencio	0.31	5	Fair
15. Consolacion	0.16	5	Fair
16. Daliva	0.12	4	Good
17. Family Compound	0.11	4	Fair
18. Milestone Subdivision	0.12	4	Fair
19. Lumbang	0.11	4.3	Fair
20. Joy	0.19	2.6	Fair
21. Urrutia	0.57	5	Fair
22. Simeon Doon Compound	0.09	4.5	Fair
23. San Andres	0.1	3.5	Fair
KARUHATAN (EAST)			
1. P. Lopez	0.151	5	Fair
2. M. Antonio	0.1	6	Fair
3. Padrigal	0.46	6	Fair

(more)



Ecological Profile 2021

4. Ilang-Ilang	0.145	4	Fair
5. Santa Brigida	0.4	5	Fair
6. Jeremias	0.115	5	Fair
7. Pagasa	0.22	5	Fair
8. Kaunlaran	0.2	5	Fair
9. Silahis	0.085	5	Fair
10. Bahaghari	0.06	5	Fair
11. Bible	0.286	5	Fair
12. Padrinao	0.41	5	Fair
13. Lumbang	0.015	4	Fair
14. Joy	0.12	4	Fair
15. Urrutia	0.127	1.5	Fair
16. San Andres	0.1	3.5	Fair
17. Simeon Doon Compound	0.09	4.5	Fair
COLOONG			
1. Bernardo	0.125	2	Fair
2. Martina	0.23	3.5	Fair
3. Dona Del Castillo	0.245	5.5	Fair
4. Mangrove	0.16	5	Fair
5. Porcincula 1	0.14	4.1	Fair
6. Porcincula 2	0.141	3.8	Fair
7. Mendoza	0.08	4.8	Fair
8. Ramirez	0.11	2.5	Fair
9. Virginio	0.09	2	Fair
10. Estrella	0.08	2.5	Fair
11. Batong Bakal	0.13	4.9	Fair
12. Lagman Subd.	0.075	5	Fair
14. San Miguel	0.12	3.7	Good
15. Palomares	0.128	4.1	Fair
16. F. Ramos	0.053	5.1	Fair
17. Marcos Geronimo	0.04	4	Fair
18. C. Pascual	0.12	4	Fair
19. Coloong 1 & 2 Main Road	2.35	5.5	Good
20. J. Dalag	0.11	4	Fair
21. Pasco	0.019	4	Fair
22. San Francisco del Monte	0.215	6.2	Fair
23. A. Marcos St.	0.026	3	Fair
24. Geronimo St. (Pangkera)	0.055	5	Fair
25. Juana Dalag	0.11	4.5	Fair
26. J. Santiago	0.15	3.8	Fair

(more)



Ecological Profile 2021

27. Lagman	0.075	5.3	Fair
28. Villarica	1.25	4	Fair
29. E. Marcos	0.13	4.5	Fair
30. P. Marcos	0.24	5.4	Fair
31. Hernandez	0.265	5	Good
DALANDANAN			
1. Road 413 (to Marindal)	0.444	4	Fair
2. Road I & II	0.253	5.2	Fair
3. Buenaventura	0.04	5.4	Fair
4. Encarnacion	0.23	5.2	Bad
5. Sapphire	0.182	4.8	Fair
6. Bloostone	0.184	4.8	Fair
7. Amenity	0.124	4.8	Fair
8. Peridox	0.124	4.8	Fair
9. San Simon	0.713	4.3	Fair
10. S. Encarnacion	0.505	4.3	Fair
11. C. Serrano	0.202	4.3	Fair
12. A. Marcelo	0.779	6.5	Good
13. Menlo Subd. Road	2.5	5	Good
14. Del Mar Subdivision	0.331	6.2	Bad
15. Overland Drive	0.272	7	Fair
16. Villanueva	0.197	7	Fair
17. Bernardo	0.42	7	Fair
18. Zafra	0.32	7	Fair
19. Alviar	0.21	4	Bad
20. Lorenzo	0.21	4	Fair
21. San Miguel	0.185	6	Fair
23. Hermoso.	0.15	6.3	Fair
24. Industrial Road	0.84	6.27	Fair
25. Mangga	0.044	7	Good
26. Langka	0.167	6	Good
27. Bayabas	0.184	4.6	Good
28. Papaya	0.035	6	Fair
29. Santol	0.288	3.3	Good
30. Duhat	0.106	6	Good
31. C. Santiago	0.838	7.3	Fair
32. Pacheco Roads 1 - 6	0.721	5	Good
33. Pacheco Drive	0.273	5	Good
34. Felizville Subdivision	0.224	5	Good
35. Makisig	0.365	6	Good
36. Malakas	0.365	6	Good
37. Magiliw	0.377	6	Good
38. Marikit	0.074	6	Good

(more)



Ecological Profile 2021

39. R. Cuerpo	0.12	4	Fair
40. Esteban North	0.88	5	Good
41. Esteban South	0.76	5	Bad
42. Dela Cruz	0.124	4	Fair
43. L. De Guzman	0.848	4	Fair
44. G. Lazaro	0.76	8	Fair
45. Hulo extension	0.042	3.5	Fair
GEN. T. DE LEON			
1. Perez Cmpd.	0.237	5	Bad
2. Acacia	0.152	6	Fair
3. Columbia	0.251	6	Fair
4. Exelcior	0.203	6	Fair
5. Jamaica	1.29	6	Fair
6. Java	0.203	6	Fair
7. Batangas	0.42	6	Fair
8. Arbor	0.432	8	Fair
9. Harar	0.124	6	Fair
10. Malburry	0.123	6	Fair
11. Jasmin	0.215	6	Fair
12. Lemon	0.351	6	Fair
13. Orange	0.093	6	Fair
14. Peach	0.373	6	Fair
15. Arbortowne Subd. (main rd)	0.47	8.5	Fair
16. Lorex	0.245	6	Fair
17. Ricky	0.312	6	Fair
18. Gretchen	0.135	5.5	Fair
19. Bambi	0.14	5	Bad
20. Rami	0.113	6	Fair
21. Karen	0.148	6	Fair
22. Mint	0.093	6	Fair
23. Rosehip	0.085	6	Fair
24. Tea	0.08	6	Fair
25. Anette	0.122	5	Fair
26. San Miguel	0.194	5	Fair
27. Agapita	0.225	6	Fair
28. Rosario	0.159	6	Fair
30. Manuel	0.101	6	Fair
31. Sta. Maria	0.146	6	Good
32. Erin	0.122	6	Fair
33. Monvi	0.14	5	Fair
34. Metma	0.155	5	Bad
35. Urrutia	0.296	6	Fair

(more)



Ecological Profile 2021

36. Policarpio	0.39	4	Fair
37. Bernardino	0.9	5	Fair
38. M. Delos Reyes	1.6	6.4	Good
39. Demetillo	0.3	4	Fair
40. Santos Subdivision	0.54	5	Fair
41. Victoria	0.26	4	Fair
42. Gumamela Ext.	0.21	4	Fair
43. M. De Leon	0.18	5	Fair
44. Verceles	0.17	4	Fair
45. Misa	0.15	4	Fair
46. Policarpio	0.39	4	Fair
47. Bantigue	0.21	4	Fair
48. Diam	0.67	4	Fair
49. Pioneer	0.08	3.5	Fair
50. Lazaro	0.28	4	Fair
51. Bernardino	0.9	4	Fair
52. Asterville	0.62	4	Fair
53. Independence	0.54	5	Fair
54. Villa Candido	0.3	5	Fair
55. San Gregorio	0.35	4	Fair
56. Farola	0.11	5	Fair
57. Delos Reyes	1.6	4	Fair
58. El Grande	0.25	4.5	Fair
59. Dela Rama	0.2	4.5	Fair
60. Demetillo	0.3	4.5	Fair
61. Caimito	0.13	5	Fair
62. Guava	0.17	4	Fair
63. Demetillo Subd.	0.23	4	Fair
64. Farola	0.1	5	Fair
65. Ilang-ilang	0.09	5	Fair
66. Camia	0.075	5	Fair
67. Rosal	0.16	5	Fair
68. Jasmin	0.15	5	Fair
69. St. Matthew	0.075	3	Good
70. Durian	0.11	5	Fair
71. Star Apple	0.47	5	Fair
72. Macopa	0.38	5	Fair
73. Avocado	0.24	5	Fair
74. Sampalok	0.16	4	Fair
75. Chico	0.14	4	Fair
76. Atis	0.16	5	Fair
77. Santolan	0.8	6	Fair
78. Bignay	0.06	4	Fair

(more)



Ecological Profile 2021

79. Langka	0.06	4	Fair
80. Ubas	0.06	4	Fair
81. Magnolia	0.2	5	Fair
82. Gold Eagle	0.34	5	Fair
83. Rambutan	0.17	4	Fair
84. Mabolo	0.18	4	Fair
85. De Leon	0.15	4	Fair
86. Oriole	0.12	4.5	Bad
87. Peacock	0.09	4.5	Bad
88. Ostrich	0.08	5	Bad
89. Penguin	0.085	5	Bad
90. Kingfisher	0.095	5	Bad
91. Heroin	0.095	5	Bad
92. New Prodon	0.18	5	Good
93. Old Prodon	0.18	5	Fair
94. St. Peter	0.14	5	Fair
95. Charity	0.12	5	Fair
96. Hope	0.12	5	Fair
97. Faith	0.15	5	Fair
98. Maligaya	0.12	5	Fair
99. A. de Leon	0.09	5	Fair
100. Dito	0.08	5	Fair
101. Doon	0.07	5	Good
102. Galguera	0.04	4.5	Bad
103. Salvador	1.4	5	Fair
104. Lupio	0.24	4	Fair
105. P. Angeles	0.35	5	Fair
105. Clemente	0.4	4	Fair
106. F. Suerte	0.31	4.5	Fair
107. Villa Candido Subd.			Fair
<i>Alejo</i>	0.045	3.5	Fair
<i>Florentina</i>	0.045	3.5	Fair
<i>Margarita</i>	0.04	2.5	Fair
<i>Lucia</i>	0.04	3.5	Fair
<i>Doña Ofelia</i>	0.045	3.5	Fair
108. Antonio Serapio ES's ROW	0.42	4	Fair
ISLA			
1. Isla Rd.	1.2	7	Fair
2. J. Ranada	0.08	4	Fair
3. E. Morelos	0.095	3	Fair
4. Caco	0.03	2	Fair
5. Oliveros	0.07	1	Bad

(more)



Ecological Profile 2021

6. G. Delia	0.07	1.2	Fair
7. J. San Juan	0.65	2	Fair
8. G. Rivera	0.06	2.7	Fair
9. F. San Juan	0.075	1.2	Fair
10. M. Rivera	0.04	2.5	Good
11. School Rd.	0.05	4	Fair
12. M. Angeles	0.104	5.5	Fair
13. Santos	0.065	4	Bad
14. A. Santos	0.04	2	Fair
15. Evangelista 1	0.085	2	Good
16. Evangelista 2	0.085	3	Bad
17. Sulok (Isla Rd.)	0.14	5	Fair
18. Lorenzo	0.06	3	Fair
19. C. Cruz	0.04	1.5	Fair
20. J. Escobia	0.04	3	Fair
21. D. Dela Cruz	0.12	1.5	Fair
22. I. Dela Cruz	0.12	3	Fair
23. M. Marcos	0.05	2.85	Fair
24. Marcos Compound	0.14	4	Fair
LAWANG BATO			
1. Sapang Bakaw	0.813	7	Fair
2. Concast	0.75	6	Fair
3. Daang Bato	1.2	6	Good
4. Lamco Ave.	0.09	6	Fair
5. Libis Malinis	1.01	7	Fair
6. Lawang Bato-Canumay Rd.	0.35	6	Fair
7. Lawang Bato Rd.	1.1	6	Fair
8. Payapa	0.07	3	Fair
9. Mulawinan	0.9	6	Fair
10. Ulingan East	0.231	6	Fair
11. Ulingan West	0.473	6	Fair
12. Ulingan	0.202	6	Fair
13. Calle Syete	0.37	6	Fair
14. ARTY Subd. Road	1.107	6	Good
15. A. Casimiro	0.85	6	Fair
16. I. Francisco	0.65	5	Fair
17. San Roque	0.45	5	Fair
18. A. Mariano	0.67	5	Fair
19. F. Dimas	0.75	5	Fair
20. Elias	0.952	5	Fair
LINGUNAN			
1. Concepcion	0.216	5	Good

(more)



Ecological Profile 2021

2. Pag-ibig	0.296	4.5	Bad
3. Pinagbayanan	0.54	5.6	Fair
4. T. Santiago	4.03	4.3	Fair
5. E. Race	0.057	3	Fair
6. C. Race	0.234	5	Fair
7. Dulalia	0.195	5	Good
8. P. Gregorio	0.495	5	Fair
9. Trinidad	0.106	4	Fair
10. Rubber Master Road	0.697	6.2	Fair
11. M. Francisco	0.35	5	Fair
Road 1	0.063	4	Fair
Road 2	0.069	4.5	Fair
12. Erancisco Extention	0.244	5	Fair
13. Munich (C. Grande)	0.041	4	Fair
14. Rome	0.267	5	Fair
15. New York	0.346	5	Fair
16. Monte Carlo	0.095	5	Fair
17. Chicago	0.111	4.5	Fair
18. Melbourne	0.261	4.5	Fair
19. Vatican	0.095	5	Fair
20. T. Santiago ext.	0.097	5	Fair
21. Barcelona	0.125	4.5	Fair
22. Dimention	0.116	4	Fair
MABOLO			
1. Espiritu	0.35	6.2	Fair
2. M.H. Del Pilar	1	7	Fair
3. Hernandez	0.4	5.3	Good
4. Amabella Homes	0.15	4.2	Fair
5. Alley	0.035	1	Fair
MALANDAY			
1. G. Lazaro	0.34	8	Fair
2.T. Santiago	0.4	6	Fair
3. Acuña	0.8	4	Good
4. A. Mendoza	0.54	6	Good
5. San Antonio	0.53	6	Fair
6. Manolo Cpd.	0.57	6	Fair
7. ACA Rd.	0.62	6	Fair
8. A. Bartolome	0.036	6.6	Fair
9. Villa Encarnacion	0.36	5.2	Good
a. ALLEY 1	0.015	5.5	Fair
b. ALLEY 2	0.027	2.5	Fair
c. ALLEY 3	0.023	3.5	Fair
d. ALLEY 4	0.023	2.9	Fair

(more)



Ecological Profile 2021

<i>e. ALLEY 5</i>	0.023	2.75	Fair
10. St. Elsewhere	0.22	6	Good
11. Lozada	0.265	4	Fair
12. I. Fernando	0.975	6.1	Fair
13. Pantaleon	0.257	4	Fair
14. Urrutia	0.125	5	Fair
15. San Andres	0.16	3	Fair
16. Gonzales	0.045	3	Fair
17. Soriano	0.14	4	Fair
18. P. Adriano.	0.8	4	Fair
19. A. Duque	0.119	1.5	Fair
20. I. Marcelo	0.115	5	Fair
21. San Diego	0.12	1	Fair
22. Road 1,2,3,4	0.36	5	Fair
23. J. Santiago	0.37	6.8	Fair
24. J. Dilag	0.185	5	Fair
25. E. Santiago	0.36	5	Fair
26. Rita	0.138	5	Fair
27. Candy	0.09	5	Fair
28. Joaquin	0.16	5	Fair
29. Bartolome	0.1	2.6	Good
30. Del Mundo	0.205	2	Fair
31. F. Cuadra	.125.	3.6	Fair
32. Boromeo	0.05	2.7	Fair
33. Libo	0.162	5.2	Good
34. E. Marcelo	0.14	4.7	Fair
35. Road 1	0.8	4.5	Fair
36. Road 2	0.16	3.9	Fair
37. Road 3	0.052	3.8	Fair
38. Acacia	0.185	2.3	Good
39. I Lozada	0.05	3	Fair
40. A. Antonio	0.04	1.5	Good
41. Blanco	0.05	3	Good
MALINTA			
1. Pinagpala	0.045	6	Fair
2. Masipag	0.08	5	Fair
3. Makisig	0.08	4	Fair
4. Gov. I. Santiago	0.62	6	Fair
5. Dulong Tangke	0.035	5	Bad
6. Mariveles	0.304	6.2	Good
7. Orion	0.164	6	Good
8. Marcos	0.164	6	Fair
9. Morong	0.434	7	Fair

(more)



Ecological Profile 2021

10 Buenavista	0.099	7	Fair
11. Iba	0.175	5	Fair
12. Carnation	0.181	5	Fair
13. Marigold	0.132	5	Fair
14. Daisy	0.102	7	Fair
15. Maple	0.198	7	Fair
16. Buenavista Ext.	0.099	5	Fair
17. Lilac	0.175	5	Fair
18. St. Louis Compound	0.44	6	Fair
19. Ibayo	0.08	4	Fair
20. Morong	0.044	7	Fair
21. San Augusto	0.011	6	Fair
22. San Juliana	0.11	7	Fair
23. Sta Maria	0.12	7	Fair
24. Sta Rita	0.11	7	Fair
25. Pilar	0.08	5	Fair
26. Consolacion	0.09	5	Fair
27. Samal	0.09	5	Fair
28. Orani	0.09	5	Fair
29. Sta Monica	0.085	5	Fair
30. Capt. Isla	0.025	7	Fair
31. Capt. Tongco	0.13	5	Fair
32. F. Hernandez	0.24	3	Fair
33. Tangke	0.516	5	Fair
34. Padua	0.095	5	Fair
35. St. Jude	0.465	7	Fair
36. Mendoza	0.12	5	Fair
37. Damayan	0.11	3	Fair
38. Rincon - Malinta Rd.	0.51	7	Fair
39. Daang Kariton	0.45	3	Fair
40. A. Pablo	0.47	6	Fair
41. Part of Maysan Road	0.45	6	Fair
42. Llenado	0.21	4	Fair
43. San Isidro Labrador	0.1	5	Fair
44. Miranda Compound	0.54	3	Fair
45. Oreta	0.12	5	Fair
46. Alfonso	0.12	5	Fair
47. Juanito	0.08	5	Fair
48. San Miguel	0.13	5	Fair
49. Balubaran	0.72	6	Fair
50. Josefina	0.129	4	Fair
51. Road I & II	0.15	4	Fair
52. Sta Monica Subdivision	0.12	5	Fair

(more)



Ecological Profile 2021

53. Donesa	0.38	5	Fair
54. Baltazar	0.3	4.5	Fair
55. Melchor	0.21	4.5	Fair
56. Gaspar	0.12	4.5	Fair
57. Sebastian	0.25	4.5	Bad
58. Pinalagad St. 1	0.082	1.3	Bad
59. Daffodic	0.5	7	Fair
60. Yellowbell	0.035	3	Fair
61. Bukid	0.75	4	Fair
62. Prodon	0.65	6	Fair
MAPULANG LUPA			
1. Kabatuhan Road	0.6	5	Fair
2. NPC Road	0.49	5	Fair
3. San Agustin Village	0.38	5	Good
4. Doña Victoria	0.21	6	Fair
5. Don Semion	0.254	6	Fair
6. Don Raymundo	0.23	6	Fair
7. Don Ceferino	0.22	6	Fair
8. Don Carlos	0.22	6	Fair
9. Metro Villa Subd. Roads	3.22	6	Fair
10. Sto. Rosario	0.65	6	Good
11. Agapito	0.12	5	Fair
12. Espiritu	0.14	5	Fair
13. Benito Hao	0.48	6	Fair
14. Duyag	0.08	4	Fair
15. Francisco	0.26	5	Fair
16. A. Mariano	0.15	5	Fair
17. S. Bautista	0.21	5	Fair
18. Orosco	0.25	5	Fair
19. Sarrah	0.25	5	Fair
20. Kabuhayan	0.22	5	Fair
21. Pabaya	0.619	5	Fair
22. Pabaya Ext.	0.283	5	Fair
23. Balanti	0.138	5	Fair
24. Paseo de Carlos Candido	0.13	5	Good
25. Carlos Candido	0.07	6	Good
26. Centrum 1A	0.17	5	Fair
27. Centrum 2A	0.12	5	Fair
28. Centrum 3	0.125	3	Fair
29. Pedro	0.25	2	Fair
30. S. Feliciano	0.22	5	Fair
31. C.F. Natividad	0.619	5	Fair

(more)



Ecological Profile 2021

32. Padilla Compound	3.22	5	Fair
33. Servando	0.65	5	Good
34. Apolonia	0.12	6	Fair
35. De Leon	0.14	3	Fair
36. Dela Rosa	0.25	3	Bad
37. Don Ciriaco	0.25	6	Fair
MARULAS			
1. Don Pedro Subd. Road	0.585	6	Fair
2. Humilidad	0.18	6	Fair
3. Pacencia	0.09	6	Fair
4. Prudencia	0.22	6	Fair
5. Esperanza	0.095	6	Fair
6. Ilang-ilang	0.48	5	Fair
7. Pacweld Subdivision	0.32	11	Fair
8. Jasmin	0.23	5	Fair
9. Violeta	0.12	5	Fair
10. Camia	0.07	6	Fair
11. Happy Site Subd. Roads	0.17	5	Fair
12. Sampaguita	0.165	6	Fair
13. Dahlia	0.1	6	Fair
14. Tampoy	0.2	3.5	Fair
15. Champaca	0.115	6	Fair
16. Rosal	0.115	6	Fair
17. F. Bautista	0.2	4.5	Bad
18. Elysian	0.95	6	Fair
19. Faustino	0.16	7	Fair
20. Felomena	0.08	5	Fair
21. K of C	0.08	6	Fair
22. Fatima Avenue	0.23	6.5	Fair
23. Serrano	0.5	6	Fair
24. Pag-asa	0.43	6	Fair
25. Bayani	0.14	6	Fair
26. Dolorito	0.155	6	Fair
27. Kalayaan	0.165	6	Fair
28. Ligaya	0.085	5	Fair
29. Cordero	0.43	6.5	Fair
30. Lilang	0.11	6	Fair
31. Feliza	0.11	6	Fair
32. Fausto	0.105	7	Fair
33. Kalayaan	0.1	5	Fair
34. Pinagpala	0.12	5	Fair
35. Lower Serrano	0.2	6.5	Fair

(more)



Ecological Profile 2021

36. Tamaraw Hills	1.6	5	Fair
37. Phil Gun Club	0.35	4.5	Fair
38. Canada Saw Mill	0.05	5.2	Fair
39. San Diego	0.7	4.5	Fair
40. Constantino	0.27	6	Fair
41. Inda	0.1	6	Fair
42. Papu Simon	0.07	5	Fair
43. Maria	0.03	5	Fair
44. Magsaysay	0.33	5	Bad
45. De Guzman	0.145	5	Good
46. Angeles	0.146	5	Fair
47. Hererra	0.085	5	Fair
48. Tamaraw Ext.	0.294	7.1	Fair
49. Del Rosario	0.2	5	Fair
50. Deato	0.12	5	Fair
51. Bitik	0.085	5	Fair
52. Anette	0.125	3	Fair
53. Palo Alto	0.145	5	Fair
54. Sta Fe	0.06	5	Fair
55. Salinas	0.11	4	Fair
56. Consuelo	0.16	4	Bad
57. Pio Valenzuela	1.021	5	Fair
58. De Gula	0.09	5	Fair
59. Market Rd.	0.17	5	Fair
60. Hernandez	0.165	5	Fair
61. Guansing	0.185	5	Fair
62. Ponciano	0.186	4.5	Fair
63. Espiritu	0.28	5	Fair
64. Tagumpay	0.17	5	Fair
65. Kasaganaan	0.21	5	Fair
66. Liwayway	0.255	5	Fair
67. Kapitan Akong	0.34	6	Fair
68. Gov. Alex	0.145	5	Fair
69. Deato	0.15	5.5	Fair
70. Gen. Tibo	0.184	5	Fair
71. Little Baguio	0.179	5	Fair
72. R. Valenzuela	0.23	5.5	Fair
73. Sampaguita	0.275	5	Fair
74. Ilang-ilang	0.245	5	Fair
75. Dama de Noche	0.232	5	Fair
76. Gumamela	0.2	3	Fair
77. Camia	0.18	5	Fair
78. Santan	0.24	2	Bad

(more)



Ecological Profile 2021

79. Concepcion	0.3	5	Fair
80. Abalos	0.24	5	Fair
81. De Guzman	0.08	5	Good
82. Eliseo	0.09	5	Fair
83. Marta	0.11	5	Fair
84. Engracia	0.26	5	Fair
85. R. Dizon	0.43	5	Fair
86. Bahay Pari	0.25	3	Fair
87. Encarnacion	0.35	5	Fair
88. M. Reyes	0.15	5	Fair
89. T. Concepcion	0.3	5	Fair
90. Antonette	0.13	5	Fair
91. Pasong Balite	0.16	5	Good
92. La Huerta	0.4	5	Bad
93. Batimana Cpd.	0.24	4.5	Fair
94. Road 1+ Rd Extn.	0.26	6	Fair
95. Road 2	0.25	6	Good
96. Road 3	0.25	6	Bad
97. Road 4	0.125	6	Good
98. Road 5	0.458	7.8	Good
99. 1st St.	0.14	4	Fair
100. 2nd St.	0.14	4	Fair
101. 3rd St.	0.15	4	Fair
102. 4th St.	0.15	4	Fair
103. A. Fernando	0.27	6	Fair
104. R. Delfin	0.72	6	Fair
105. Industrial Rd.	0.175	6	Fair
106. Reyes	0.15	4	Fair
107. Dominic	0.06	4	Fair
108. Caridad	0.21	5	Fair
MAYSAN			
1. I. Francisco	0.653	6	Fair
2. Taruc	0.126	6	Fair
3. Quiambao	0.126	6	Fair
4. M. Antonio	0.372	6	Good
5. S. Lucas	0.159	3	Fair
6. I. Cabral	0.22	6	Fair
7. Anneville Subdivision	0.836	5	Fair
8. Melchor	0.125	5.5	Fair
9. Baltazar	0.214	5.5	Fair
10. Gaspar	0.214	5.5	Fair
11. G. Marcelo St.	0.487	6	Fair
12. Alley 1, 2, & 3	0.193	3	Fair

(more)



Ecological Profile 2021

13. G. Marcelo Extention	0.745	6	Fair
14. San Diego	0.321	4	Good
15. F. Alarcon	0.677	5	Fair
16. C. Cabral	0.245	4	Fair
17. Doon Compound	0.139	3	Fair
18. Derupa	0.143	5	Fair
19. Tongco	0.144	6	Fair
20. Pascual	0.03	2.5	Fair
21. Molave	0.194	5	Fair
22. Marcelo	0.148	4	Good
23. Sabino Alley	0.301	3	Fair
24. B. Mendoza	0.112	3.5	Fair
25. N. de Galicia	0.341	3	Fair
26. F. dela Cruz	0.257	6	Fair
27. Bahayang Pagasa Roads	2.162	6	Fair
28. Tangile	0.198	4.5	Fair
29. Narra	0.297	4.5	Fair
30. Dionisio	0.3	3	Fair
31. Serrano	0.211	3	Fair
32. Ipil-ipil	0.303	4	Fair
33. Yakal	0.126	4	Fair
34. Pacheco	0.356	5.5	Fair
35. Sebastian	0.455	5.5	Fair
36. Cantillion	0.133	4	Fair
37. Interior 106	0.945	4.5	Fair
38. E. Roberto St.	0.94	4.5	Fair
PALASAN			
1. M. H. del Pilar(Palasan Rd.)	0.452	6	Fair
2. Catada	0.05	2.5	Fair
3. M.S. Bernardo	0.4	5.5	Fair
4. M. Cruz	0.1	4	Good
5. T. Mendoza	0.27	4.9	Fair
6. Feliciano	0.26	3	Bad
7. Andres Subd.	0.25	3	Fair
8. Sta. Cruz	0.078	2	Good
9. G. Lozada	0.343	7	Bad
10. L. Lozada	0.11	5.4	Fair
11. F. Lozada	0.317	5	Fair
12. Lozville	0.18	6.2	Good
13. Palasan Cemetery Rd.	0.174	5	Fair
14. F. Valenzuela	0.41	5	Fair

(more)



Ecological Profile 2021

15. Maligaya	0.265	5	Fair
16. PVT. Cpd.	0.27	5	Fair
17. Martin	0.052	4	Fair
18. R. Bautista	0.07	4	Fair
19. Fortune	0.298	5.78	Good
20. A. Salvador	0.05	4.5	Fair
21. Zone 5	0.07	6	Fair
22. M. Bautista	0.075	3	Good
23. P. Ramos	1.1	2.5	Good
20. Valdeco	0.25	3	Fair
21. Alley 5	0.278	4.2	Good
22. Zone 2	0.045	2	Fair
23. Aley 3	0.07	1.5	Good
24. Perona St.	0.108	1.4	Good
PARADA			
1. Ador	0.95	6	Fair
2. Parada Rd.	0.95	6	Fair
3. F. Santiago	0.12	6	Fair
4. Salazar	0.279	5	Fair
5. Gregorio	0.075	4	Fair
6. Dalawan	0.11	3	Fair
7. Feliza	0.082	3	Fair
8. Capt. Cruz	0.054	6	Fair
9. Daet Cpd.	0.31	2.5	Fair
10. Tia Manang	0.045	4	Fair
11. S. De Guzman	0.105	3	Fair
12. Capt. Francisco	0.07	3	Fair
13. M. De Guzman	0.09	4	Fair
14. Tomasa	0.09	4	Fair
15. Tata Andres	0.08	4	Fair
16. P. De Guzman	0.27	5	Fair
17. San Andres	0.07	4	Fair
18. Martha	0.25	5	Fair
19. Martha Ext.	0.08	4	Fair
20. Gomez (Fortune Village VII)	0.34	6	Fair
21. Zamora	0.35	6	Fair
22. Burgos	0.3	6	Fair
23. Pearl (Fortune Village VI)	0.28	6	Fair
24. Coral	0.12	6	Fair
25. Calle Onze	0.353	5	Fair
26. Pasing	0.082	4.5	Fair

(more)



Ecological Profile 2021

27. Tata Roman	0.056	3.5	Fair
28. Narra	0.393	5	Fair
29. Jade	0.163	5	Fair
30. Sapphire	0.402	5	Fair
31. Parada Rd. Ext.	0.17	5	Fair
32. Acacia	0.303	5	Fair
33. Molave	0.393	5	Fair
34. Kamagong	0.54	5	Fair
35. Fortune Drive	6	5	Fair
36. 25th St.	0.14	5	Fair
37. 24th St.	0.136	5	Fair
38. 23rd St.	0.131	5	Fair
39. 22nd St.	0.112	5	Fair
40. 21st St.	0.085	5	Fair
41. 17th St.	0.334	5	Fair
42. 18th St.	0.179	5	Fair
43. 6th St.	0.083	5	Fair
44. 7th St.	0.223	5	Fair
45. Alicia	0.181	5	Fair
46. Iagdameo	0.462	5	Fair
47. Ramon	0.271	5	Fair
48. Anthony	0.252	5	Fair
49. Abelardo	0.343	5	Fair
50. Tata Ero	0.16	3	Fair
51. M. De Gula	0.082	2.5	Fair
52. Petra	0.057	3	Fair
53. J. Francisco	0.096	3	Fair
54. Juana	0.077	3.5	Fair
PARIANCILLO VILLA			
1. Kabesang Pino	0.195	6	Fair
2. Kapitan Nayong	0.045	5	Fair
3. Kapitan Isko	0.38	3.5	Bad
4. Gen. Velilla	0.035	6.5	Fair
5. Pineda Cpd.	0.13	4.7	Fair
6. Pio Valenzuela	0.06	6.8	Fair
PASO DE BLAS			
1. Fortune 4 Road	0.26	5	Fair
2. T. Santiago	0.21	7.5	Fair
3. Paso de Blas Road	1.865	7	Fair
4. Ramos	0.54	6	Fair
5. 1st Street (Fortune 5)	0.3	6	Fair
6. 2nd Street	0.132	6	Fair
7. 3rd Street	0.274	6	Fair

(more)



Ecological Profile 2021

8. 4th Street	0.162	6	Fair
9. P. Angeles	0.54	5.5	Fair
10. Miranda	0.621	6	Fair
11. Martin Compound	0.6	6	Fair
12. P. Santiago	0.524	5	Fair
13. Apolonia	0.81	6	Fair
14. Lords Candle (De Castro)	0.267	6	Fair
15. Jasmin	0.244	6	Fair
16. Aster	0.1	6	Fair
17. Magnolia	0.118	6	Fair
18. Forsythia	0.158	6	Fair
19. Wistharia	0.191	6	Fair
20. De Guzman	0.48	6	Fair
21. IRC Road	0.16	6	Fair
22. Fortune Drive	0.285	8	Bad
23. Golden Rod	0.025	6	Fair
24. Liwanag (NPC)	0.247	6.8	Fair
25. Liwanag	0.194	6	Fair
26. M. de Sotto	0.23	3	Fair
27. Data	0.12	3	Fair
PASOLO			
1. Kamedo	0.305	5	Good
2. Roque	0.04	3	Good
3. San Miguel Homes	0.05	3.7	Fair
4. Diego Cmpd.	0.04	2.5	Fair
5. Angeles Subd.	0.133	3.6	Fair
6. Martin Cmpd 1	0.145	2	Fair
7. Martin Cmpd. 2	0.03	2	Fair
8. Constantino	0.14	4	Fair
9. Santos Subd.	0.133	6.1	Fair
10. Concepcion	0.15	1.5	Fair
11. C. San Juan	0.145	3.2	
12. Martin Ville Subd.	0.16	6	Fair
13. Esperanza	0.03	2	Fair
14. Dream Land	0.136	5.6	Fair
15. Duyag	0.06	3	Fair
16. *Pasolo road kaliwa	0.7	4	Fair
17. *M. Martin St.	0.13	3	Fair
18. Bernardo	0.524	2	Fair
19. Dulap	0.81	4	Fair
20. Tata Itok	0.267	2	Fair
20. Lagundi	0.244	2	Fair

(more)



Ecological Profile 2021

21. Small Ville	0.1	3.5	Fair
22. Angeles 1	0.118	5.5	Fair
23. J. Martin	0.158	4.5	Fair
24. A. Santos	0.191	4.9	Fair
25. Tiwala	0.125	5	Fair
26. Yantukan	0.05	2	Fair
27. Deato	0.45	3	Fair
POBLACION			
1. M. H. del Pilar	0.27	7	Fair
2. Nuestra Señora Compound	0.35	7.7	Fair
3. Rd. going to P. Villa	0.07	5	Fair
4. Rd. going to F. Sebastian	0.063	5	Fair
PULO			
1. F. Sebastian	0.18	5	Fair
2. Guansing	0.455	5	Bad
3. Rivera	0.455	5	Bad
4. Feliciano	0.06	4.9	Fair
5. M. Francisco Alley	0.06	1.5	Fair
6. E. Clemeña Alley	0.045	1.5	Fair
7. C. Juan Alley	0.065	1	Fair
8. E. Prudencia Alley	0.045	1.3	Fair
PUNTURIN			
1. Road 1	0.33	5	Fair
2. Road 2	0.255	5	Fair
3. Road 3	0.2	5	Fair
4. Road 4	0.18	5	Fair
5. Santa Lucia Village 4			Fair
<i>Sampaguita</i>	0.432	6	Fair
<i>Ilang-ilang</i>	0.312	6	Fair
<i>Dama de Noche</i>	0.03	6	Fair
<i>Jasmin</i>	0.052	5.5	Fair
<i>Daisy</i>	0.52	6	Fair
<i>Sunflower</i>	0.045	6	Fair
<i>Everlasting</i>	0.064	6	Fair
<i>Anthurium</i>	0.081	6	Fair
<i>Cattleya</i>	0.086	6	Fair
<i>Roses</i>	0.093	6	Bad
<i>Easter</i>	0.045	6	Bad
6. Santa Lucia Village 3			
<i>Joy</i>	0.163	9.4	Bad
<i>Charley</i>	0.084	7	Bad
<i>Lanvin</i>	0.084	10	Bad

(more)



Ecological Profile 2021

<i>Holiday</i>	0.393	7.7	Bad
<i>Heroes</i>	0.179	6.1	Bad
<i>Valentines</i>	0.203	5.9	Bad
<i>Independence</i>	0.141	5.9	Bad
<i>Christmas</i>	0.583	6.1	Bad
<i>Guava</i>	0.165	5	Fair
<i>Grapes</i>	0.145	5	Fair
<i>Pineapple</i>	0.13	5	Fair
<i>Orange</i>	0.12	5	Fair
<i>Cherry</i>	0.19	5	Fair
<i>Strawberry</i>	0.15	5	Fair
<i>P. Faustino St.</i>	0.358		Fair
RINCON			
1. Ka Toyang	0.3	2	Fair
2. Felo II	0.35	5.1	Fair
3. San Simon	0.15	6.1	Fair
4. Zacarias	0.15	2.7	Fair
5. Private Road	0.07	2.5	Fair
6. Ka Carlos	0.15	2.5	Fair
7. Planters	0.44	12	Fair
8. Felo I	0.3	5.1	Fair
9. C. Dizer	0.38	5	Fair
10. M. Serrano 1	0.2	4.5	Fair
11. M. Serrano 2	0.14	3.48	Fair
12. G. Pascual	0.165	3.9	Fair
13. A. Antonio	0.3	2.7	Fair
14. Bulaos	0.12	2	Fair
15. Rincon Compound	0.198	3.7	Fair
16. Ka Juan	0.12	2	Fair
17. Ka Simon	0.08	5	Fair
18. P. de Jesus	0.17	5.72	Fair
19. Marindal	0.22	5.5	Fair
20. Ma kipot Road	0.148	3.4	Fair
21. Rincon Road	1.5	5	Fair
22. Capt. Cirilo	0.078	4.3	Fair
23. Alpha (Malinta Industrial Complex)	0.15	8	Fair
24. Beta	0.3	8	Fair
25. Sigma	0.06	8	Fair
26. Gamma	0.1	8	Fair
27. Kappa	0.05	8	Fair
28. Lambda	0.1	8	Fair
29. Don Pablo Subd. Road	0.34	5.1	Fair

(more)



Ecological Profile 2021

30. Ka Mariano	0.02	1	Fair
31. Santos Copound	0.05	1.8	Fair
32. Melano	0.25	4.6	Fair
33. Domingo	0.06	2.4	Fair
TAGALAG			
1. Adelfa	0.15	5.5	Fair
2. Bongavilla	0.07	3.6	Fair
3. Cadena de Amor	0.12	3	Fair
4. Carnation	0.15	4	Fair
5. Camia	0.179	3.5	Fair
6. Cosmos	0.135	3.3	Fair
7. Daffodil	0.04	1.2	Fair
8. Dama de Noche	0.16	4.5	Fair
9. Everlasting	0.16	3	Fair
10. Gladiola	0.23	4.7	Fair
11. Ilang-Ilang	0.085	3	Fair
12. Lilac	0.12	3	Fair
13. Jasmin	0.13	4	Good
14. Morning Glory	0.16	4	Fair
15. Marigold	0.13	3	Good
16. Orchids	0.12	3	Good
17. Rosal	0.18	4.5	Good
18. Balikatan	0.195	3	Fair
19. Rosemary	0.16	2.5	Good
20. Rose	0.13	3	Good
21. Sampaguita	0.08	2	Good
22. Santan	0.07	3	Good
23. Sunflower	0.13	1.2	Good
24. Waling-Waling	0.13	3	Good
25. Tagalag Road	1.989	5	Good
26. Cattleya	0.05	1.2	Fair
27. Gummamela	0.53	6	Fair
UGONG			
1. De Lupio	0.6	4	Good
2. Kabatuhan	0.1	3	Fair
3. De Guzman	0.08	3	Fair
4. Que Grande	1.495	6	Fair
5. F. Bernardino	0.075	4	Fair
6. Juan	0.508	5	Fair
7. La Mesa	1.435	6	Bad
8. F. Bautista	0.63	6	Bad
9. A. Feliciano	0.712	4	Fair
10. G. Cuadra	0.202	4	Fair

(more)



Ecological Profile 2021

11. Maliwat	0.13	4	Fair
12. Oliveros Compound	0.952	7	Fair
13. Liwayway	0.85	6	Fair
14. Barrios Cpd.	0.25	3.5	Fair
15. Sabina	0.46	5	Fair
16. Camia	0.24	5	Fair
17. Rose	0.135	5	Fair
18. Ilang-ilang	0.185	5	Fair
19. Sulok	0.714	6	Fair
20. Basilio	0.55	5	Fair
21. Darlucio	0.047	5	Bad
22. Del Mundo	0.36	5	Fair
23. Tatalon	1.491	6	Fair
24. Industrial Rd.	0.276	8	Fair
25. Sta. Monica Sbd.	0.55	6	Bad
26. Hobart Subdivision			Fair
<i>Morning Glory St</i>	0.26	5	Fair
<i>Primrose</i>	0.35	5	Fair
<i>Hope</i>	0.06	3.5	Fair
<i>Daisy</i>	0.07	3.5	Fair
<i>Snow</i>	0.06	3.5	Fair
<i>Holly</i>	0.16	3.5	Fair
<i>Water Lily</i>	0.3	5	Fair
<i>Rose</i>	0.1	5	Fair
<i>Violet</i>	0.12	5	Fair
40. Bonbon Ville	0.097	5	Fair
41. A. Dela Cruz	0.16	3	Fair
42. JB Juan	0.171	5	Good
43. Feliciano	0.18	5.3	Fair
44. Narra	0.185	4	Fair
45. Mulawin	0.109	3	Fair
46. Macopa	0.18	3	Fair
47. Lamesa St. Interior	0.094	2.7	Fair
VEINTE REALES			
1. Industrial Compound	0.095	4	Fair
2. Lopez Compound	0.319	4	Good
3. F. San Diego	0.8	6	Fair
4. Villa Encarnacion	0.468	5.6	Bad
5. Raminel Subdivision/ Main	0.1	6	Good
6. North Road (Raminel S.)	0.166	5	Fair
7. South Road (Raminel S.)	0.077	5	Fair
8. West Road (Raminel S.)	0.048	5	Fair

(more)



Ecological Profile 2021

9. East Road (Raminel S.)	0.148	5	Fair
10. Central Rd. (Raminel S.)	0.166	5	Good
11. Bartolome Subdivision	0.8	5	Fair
12. C. Molina Road	1.6	4.7	Fair
13. Narra	0.045	5.1	Fair
14. Villa Zenaida	0.132	5	Fair
15. Venus	0.336	5	Fair
16. Jupiter	0.237	5	Fair
17. Mercury	0.23	5.2	Fair
18. St. Anthony	0.093	5	Fair
19. St. Peter	0.646	5	Fair
20. St. Louis	0.64	5	Fair
21. St. Thomas	0.087	5	Fair
22. St. John	0.295	5	Fair
23. St. James	0.379	5	Fair
24. St. Benedict	0.185	5	Fair
25. St. Joseph	0.07	5	Fair
26. St. Matthew	0.074	5	Fair
27. St. Jude	0.171	6	Fair
28. Sampaguita	0.266	5.3	Fair
29. Dama de Noche	0.069	5	Fair
30. Rosal	0.083	5	Fair
31. Ilang-ilang	0.229	5	Fair
32. Santan	0.077	5	Fair
33. Adalia	0.127	5	Fair
34. St. Andrew	0.09	4.5	Fair
35. St. Paul	0.11	6.5	Bad
36. St. Lukes	0.167	5	Fair
37. Tugatog Road	0.36	5.5	Fair
38. C. Santiago	0.18	5.5	Fair
39. San Diego Compound	0.14	3.3	Fair
WAWANG PULO			
1. Fermin Alcanar	0.818	5.2	Fair
2. Narra	0.084	5	Bad
3. Salambao	0.106	5.6	Good
4. R. Dizon	0.084	6	Bad
5. N. Calixto	0.166	4.6	Good
6. Rocio	0.084	6.8	Fair
7. F. Andaya	0.291	5.6	Bad
8. Alcanar	0.075	5.2	Bad
9. M. Calixto	0.276	8.45	Good
10. G. Salazar	0.36	5.6	Fair

(more)



Ecological Profile 2021

MAJOR ROADS			
1. Mac Arthur Hi-Way	6.7	20	Fair
2. Maysan Road	3.4	8	Fair
3. M.H. Del Pilar	3.2	6	Fair
4. G. Lazaro Street	1.53	6	Fair
5. Gov. I. Santiago Street	0.5	6	Fair
6. T. Santiago Street	4	6	Fair
7. Gen. T. De Leon Street	3.2	6	Fair
8. Karuhatan Road	1.1	6	Fair
9. Sapang Bakaw Road	0.85	6	Fair
10. Gen. Luis Road	0.97	8	Fair
11. Lawang Bato service Road	0.7	6	Fair
12. Mapulang Lupa Service Road	0.4	6	Fair
13. Canumay Service Road	1.7	5	Fair
15. Que Grande Road	1.5	6	Fair
16. Apolonia Street	0.97	6	Fair
17. Tatalon Street	0.83	5	Fair
18. Sto. Rosario	1.43	6	Fair
19. Paso de Blas- Parada Service Road	1.32	6	Fair
20. F. Bautista Street	0.7	6	Fair
21. Kabesang Porong Road	0.5	6	Fair
22. Minadanao Ave.	5.4	30	Fair
<i>from Ugong to Karuhatan</i>	37.5		Fair

SOURCE: CITY ENGINEERING OFFICE



TABLE 231. LOCAL BRIDGE INVENTORY

NAME	LENGTH (M)	WIDTH (M)	LOAD LIMIT (TONS)
Canumay Bridge	15	9	15
Deparo - Bagumbong Bridge	12	8.9	15
Lawang Bato Bridge	18.4	9.55	0
Lingunan Bridge	10	7.2	10
Malinis Bridge	7.2	7.8	0
Malinta Bridge	17	12.9	10
Malinta Interchange Bridge (Left)	60	11.51	0
Malinta Interchange Bridge (Right)	60	9	0
Malinta Santolan Bridge	28	9.9	20
Maysan Bridge	12	9.4	15
Paso de Blas Bridge	7	9.52	15
Polo Bridge	26	9.95	20
Punturin Bridge	10.5	7.1	0
Torres Bugallon Bridge	36.5	9.2	15
Tullahan Bridge	40	19.68	20
Tullahan Bridge (Mindanao Ave. North Bound)	30.8	17.7	0
Tullahan Bridge (Mindanao Ave. South Bound)	30.5	18.5	20
Ugong Bridge	46.8	9.6	5
Veinte Reales Bridge	8	7.35	10

SOURCE: DEPARTMENT OF PUBLIC WORKS AND HIGHWAYS



TABLE 232. LIST OF 3S CENTERS

NAME	ADDRESS	NAME	ADDRESS
DISTRICT ONE		DISTRICT TWO	
Dalandanan	Mc Arthur Highway	Bagbaguin	A. Mariano St.
Punturin	Punturin - Bignay Road	Parada	S. De Guzman St.
Lawang Bato	Mulawinan St.	Ugong	Que Grande St.
Malanday	M. H. Del Pilar St.	Karuhatan	Karuhatan Road
Polo (Poblacion)	M. H. Del Pilar St.	Gen. T. De Leon	Gen. T. De Leon Road
Bignay	Gulod St.	Marulas	Pio Valenzuela St.
Maysan	F. Alarcon St.	Maysan	Maysan Road
Pasolo	Pasolo Road	Paso de Blas	Paso de Blas Road
Wawang Pulo	F. Alcanar St.	ONGOING	
Dulong Tangke	Tangke St.	Canumay West	
Balangkas	Sampaguita St.	Mapulang Lupa	
Pulo	E. Guansing St.	Tagalag	
Canumay East	Trinidad St.	Palasan	
Arkong Bato	M. H. Del Pilar St.	PROPOSED	
Lingunan	P. Gregorio St.	Veinte Reales	

TABLE 233. LIST OF DISIPLINA VILLAGE

NAME	ADDRESS
Bignay	Gulod St.
Ugong	Sulok St.
Lingunan	T. Santiago St

PROPOSED
Arkong Bato
Armstrong Compound

SOURCE: CITY ENGINEERING OFFICE



City Government of Valenzuela

Ecological Profile 2021

5. PUBLIC MARKET

**TABLE 234. NUMBER OF STALLS IN POLO MARKET**

SECTION	TOTAL # OF VENDORS	TOTAL # OF STALLS	OCCUPIED	VACANT
Chicken		20	20	0
Coconut		5	5	0
Dry Goods		83	83	0
Eatery		14	14	0
Extension		72	71	1
Fish		80	80	0
Fruits		20	20	0
Grocery A		64	64	0
Grocery B		40	40	0
Grocery C		20	20	0
Meat		80	80	0
Vegetable		40	40	0
TOTAL		538	537	1

SOURCE: POLO MARKET



City Government of Valenzuela

Ecological Profile 2021

6. PUBLIC CEMETERY



TABLE 235. LIST OF PUBLIC CEMETERIES AND MEMORIAL PARKS

NAME OF CEMETERIES	REGISTERED OWNER	ADDRESS
New Maysan Public Cemetery	City Government of Valenzuela	G. Marcelo Street, Maysan, Valenzuela City
Karuhatan Public Cemetery	City Government of Valenzuela	Padrigal Street, Karuhatan Valenzuela City
Arkong Bato Public Cemetery	City Government of Valenzuela	Cordero Street, Arkong Bato, Valenzuela City

SOURCE: BUSINESS PERMITS AND LICENSING OFFICE



City Government of Valenzuela

Ecological Profile 2021

D. ENVIRONMENTAL MANAGEMENT SECTOR



City Government of Valenzuela

Ecological Profile 2021

1. CONSERVATION



TABLE 236. CLEANING OF WATERWAYS

PLACE	WATER BODY / WATERWAY	LENGTH (m)	VOLUME OF GARBAGE/SILT COLLECTED (SACKS)
JANUARY 1-31, 2021			
Polo	Polo River	100	96
	Creek near Polo Palengke	20	5
Lingunan	Liwayway Creek (Plastic City)	350	250
Rincon	Don Pablo Creek	30	3
Pasolo	San Roque	40	28
Canumay West	Bahay Kalinga	40	8
Veinte Reales	Veinte Reales Bridge to Lingunan	70	20
Malanday	Riverside Creek	150	58
	Pumping Station to WoodLand	60	15
Malinta	Santolan Creek (Dredging & Desilting)	450	440
	Mariveles Creek (Dredging & Desilting)	450	390
Lingunan	Ciudad Grande (Dredging & Desilting)	400	150
Meycauayan	Caingin Creek (Dredging & Desilting)	80	180
TOTAL:			1643
FEBRUARY 1-28, 2021			
Veinte Reales	Veinte Reales Bridge to Lingunan	70	30
Wawang Pulo	Wawang Pulo Pumping Station	150	95
Malanday	Sabungan	60	25
	Pumping Station to WoodLand	60	10
Lingunan	Liwayway Creek (Plastic City)	400	280
Isla	Pontemar	80	52
Polo	Polo River	150	80
Pasolo	San Roque	50	28
Malinta	Santolan Creek (Dredging & Desilting)	460	410
	Mariveles Creek (Dredging & Desilting)	480	400
Lingunan	Cuidad Grande (Dredging & Desilting)	380	160
Meycauayan	Caingin creek (Dredging & Desilting)	80	150
TOTAL:			1720
MARCH 1-31, 2021			
Pasolo	San Roque	30	75
	Iglesia	15	10
Mabolo	Mabolo Creek	60	40
Polo	Polo River	60	92
Veinte Reales	Veinte Reales Creek	60	76
	Veinte Reales Bridge to Lingunan	10	42
Malanday	Sabungan	20	18
Punturin	Punturin Creek	40	25
Lawang Bato	Lawang Bato Creek	25	10
	Weber/Maxima	20	82
Bisig	G Garcia St.	25	25

(more)



Ecological Profile 2021

Wawang Pulo	Wawang Pulo Pumping Station	40	25
Malinta	Santolan Creek (Dredging & Desilting)	450	400
	Mariveles Creek (Dredging & Desilting)	460	405
Lingunan	Cuidad Grande (Dredging & Desilting)	390	180
Meycauayan	Caingin creek (Dredging & Desilting)	100	140
Marulas	F. Bautista Creek going to Tullahan River (Dredging & Desilting)	250	110
TOTAL:			1755
APRIL 1-30, 2021			
Polo	Polo River	150	80
Veinte Reales	Veinte Reales Bridge to Lingunan	15	18
	Veinte Reales Creek	30	98
Bignay	Mahabang Parang	50	25
	Sahara Creek	20	5
Wawang Pulo	Wawang Pulo Pumping Station	20	4
Malanday	Sabungan	50	10
	Sabas	20	8
Malinta	Santolan Creek (Dredging & Desilting)	450	400
	Mariveles Creek (Dredging & Desilting)	450	380
Lingunan	Cuidad Grande (Dredging & Desilting)	400	175
Meycauayan	Caingin creek (Dredging & Desilting)	80	180
Bignay	Mahabang Parang Creek (Dredging & Desilting)	50	115
TOTAL:			1498
MAY 1-31, 2021			
Veinte Reales	Veinte Reales Creek	35	60
	Veinte Reales Bridge to Lingunan	10	5
Mabolo	Mabolo Creek	40	51
Wawang Pulo	Wawang Pulo Pumping Station	30	22
Polo	Polo River	150	70
Lingunan	Mayer Creek	10	8
	GML	30	38
Gen. T De Leon	Tullahan River Kabatuhan	50	45
Malinta	Santolan Creek (Dredging & Desilting)	460	390
	Mariveles Creek (Dredging & Desilting)	480	375
Lingunan	Cuidad Grande (Dredging & Desilting)	380	200
Meycauayan	Caingin creek (Dredging & Desilting)	80	185
TOTAL:			1449
JUNE 1-30, 2021			
Polo	Polo River	150	90
Malanday	Sabas	70	40
	Kadiwa	100	80
	Sabungan	15	21

(more)



Ecological Profile 2021

Veinte Reales	Veinte Reales Bridge to Lingunan	20	35
Gen. T De Leon	Tullahan River Kabatuhan	50	30
Mabolo	Mabolo Creek	30	10
Pasolo	San Roque	50	38
Wawang Pulo	Polo River, Pumping Station	60	20
Malinta	Santolan Creek (Dredging & Desilting)	430	380
	Mariveles Creek (Dredging & Desilting)	450	390
Lingunan	Cuidad Grande (Dredging & Desilting)	400	210
Malanday	Kadiwa (Dredging & Desilting)	300	280
Meycauayan	Caingin creek (Dredging & Desilting)	80	195
TOTAL:			1819
JULY 1-31, 2021			
Pasolo	Pasolo Creek	40	28
Polo	Polo River	180	122
Malanday	Sabungan	20	12
	Sabas	40	50
Pasolo	San Roque Creek	35	62
Veinte Reales	Veinte Reales Bridge	10	25
	Veinte Reales Creek	25	18
Mabolo	Mabolo Creek	20	15
Lingunan	VR-Lingunan Creek	35	8
Rincon	Sahara Creek	15	6
Malinta	Santolan Creek (Dredging & Desilting)	450	430
	Mariveles Creek (Dredging & Desilting)	450	380
Lingunan	Cuidad Grande (Dredging & Desilting)	400	160
Meycauayan	Caingin creek (Dredging & Desilting)	80	180
Malanday	Kadiwa (Dredging & Desilting)	120	200
TOTAL:			1696
AUGUST 1-30, 2021			
Malanday	Sabungan	25	20
Lingunan	Lingunan Creek - Plastic City	150	90
	Lingunan Creek	30	40
	Weber	10	15
Veinte Reales	Veinte Reales Bridge	10	8
	Veinte Reales Creek	15	18
Polo	Polo River	50	25
Bisig	Bisig Creek	15	5
Malinta	Santolan Creek (Dredging & Desilting)	460	410
	Mariveles Creek (Dredging & Desilting)	480	370
Lingunan	Cuidad Grande (Dredging & Desilting)	380	180
Meycauayan	Caingin creek (Dredging & Desilting)	80	160
Malanday	Kadiwa (Dredging & Desilting)	90	160
TOTAL:			1501

(more)



Ecological Profile 2021

SEPTEMBER 1-30, 2021			
Veinte Reales	Veinte Reales Creek	50	60
Malinta	Pinalagad	20	25
	Marigold Creek c/o DENR	100	110
Polo	Polo River	60	45
Mabolo	Mabolo Creek	25	15
Pasolo	San Roque Creek	10	9
Veinte Reales	Veinte Reales Bridge	8	5
Rincon	Don Pablo Creek	30	20
Malinta	Santolan Creek (Dredging & Desilting)	220	280
	Mariveles Creek (Dredging & Desilting)	245	250
Lingunan	Cuidad Grande (Dredging & Desilting)	125	110
Rincon	Don Pablo Creek (Dredging & Desilting)	125	250
Malinta	Marigold-Don Pablo Creek (Dredging & Desilting)	100	150
Meycauayan	Caingin creek (Dredging & Desilting)	20	90
TOTAL:			1419
OCTOBER 1-31, 2021			
Polo	Polo River	50	70
Rincon	Don Pablo Creek	100	220
Pasolo	San Roque Creek	60	30
Lingunan	Lingunan Creek	10	10
Mabolo	Mabolo Creek	20	25
Veinte Reales	Veinte Reales Bridge	10	8
Ugong	Maceda Bridge	25	15
Malanday	Malanday Creek	15	10
Malinta	Santolan Creek (Dredging & Desilting)	220	200
	Mariveles Creek (Dredging & Desilting)	210	180
Lingunan	Cuidad Grande (Dredging & Desilting)	150	95
Meycauayan	Caingin creek (Dredging & Desilting)	120	65
Rincon	Don Pablo Creek (Dredging & Desilting)	120	180
TOTAL:			1108
NOVEMBER 1-30, 2021			
Rincon	Don Pablo/Polo River	50	120
Mabolo	Mabolo Creek	20	20
Wawang Pulo	Polo River	35	30
Polo	Polo River	50	25
Malanday	Sabungan	10	6
Veinte Reales	Veinte Reales Creek	30	10
	Bridge	5	5
Lingunan	Mayer's Creek	30	10
Pasolo	Sahara	12	30
Malinta	Polo River	90	75

(more)



Ecological Profile 2021

Malinta	Santolan Creek (Dredging & Desilting)	220	200
	Mariveles Creek (Dredging & Desilting)	210	180
Lingunan	Cuidad Grande (Dredging & Desilting)	150	95
Meycauayan	Caingin creek (Dredging & Desilting)	120	65
Rincon	Don Pablo Creek (Dredging & Desilting)	120	180
Total:			1051
DECEMBER 1-31, 2021			
Rincon	Don Pablo Creek Portion of Polo River	100	220
Lingunan	Meyland Phase 5	100	52
	Lingunan	20	5
Veinte Reales	Veinte Reales Bridge	30	3
Malinta	Pinalagad	20	15
	Ibayo St. portion of Polo River	100	65
Polo	Polo River	80	60
Arkong Bato	Arko to Don Pablo	80	25
Pasolo	San Roque	30	10
Malinta	Santolan Creek (Dredging & Desilting)	220	175
	Mariveles Creek (Dredging & Desilting)	210	95
Lingunan	Phase 5 Meyland (Dredging & Desilting)	100	55
	Cuidad Grande (Dredging & Desilting)	150	80
Meycauayan	Caingin creek (Dredging & Desilting)	120	70
Rincon	Don Pablo Creek (Dredging & Desilting)	100	200
TOTAL:			1130
GRAND TOTAL:			17789

SOURCE: CITY FLOOD CONTROL DIVISION



TABLE 237. FLOOD CONTROL AND DRAINAGE FACILITIES

STATION NAME	TYPE	NUMBER OF GATES	NUMBER OF PUMPS	BARANGAY	LOCATION
Wawang Pulo PS	Pumping Station	1	4	Wawang Pulo	Wawang Pulo, Valenzuela
Coloong Tagalag PS	Pumping Station	1	2	Tagalag	Tagalag, Valenzuela
Coloong Pangkera PS	Pumping Station	1	2	Coloong	Coloong, Valenzuela
Valeriano PS	Pumping Station	1	1	Balangkas	Balangkas, Valenzuela
Sebastian PS	Pumping Station	1	1	Villa Pariancillo	Villa Pariancillo, Valenzuela
Poblacion PS	Pumping Station	1	1	Pulo	Pulo, Valenzuela
Palasan PS	Pumping Station	1	1	Palasan	Palasan, Valenzuela
Arkong Bato PS	Pumping Station	1	1	Arkong Bato	Arkong Bato, Valenzuela
Malanday PS	Pumping Station	1	1	Malanday	Malanday, Valenzuela
Santolan PS	Pumping Station	2	1	Malinta	Malinta, Valenzuela
Packweld PS	Pumping Station	1	1	Marulas	Marulas, Valenzuela
Don Pedro PS	Pumping Station	1	1	Marulas	Marulas, Valenzuela
Elysian PS	Pumping Station	1	1	Marulas	Marulas, Valenzuela
A. Fernando PS	Pumping Station	1	1	Marulas	Marulas, Valenzuela
Pasolo PS	Pumping Station	1	1	Pasolo	Pasolo, Valenzuela
Veinte Reales 1 PS	Pumping Station	1	1	Veinte Reales	Veinte Reales, Valenzuela
Veinte Reales 2 PS	Pumping Station	1	1	Veinte Reales	Veinte Reales, Valenzuela
La Huerta PS	Pumping Station	1	1	Marulas	Marulas, Valenzuela
Lower Catador	Pumping Station	1	1	Marulas	Marulas, Valenzuela
Marulas	Flood Gate	1	1	Marulas	Marulas, Valenzuela
Wawang Pulo Daungan	Pumping Station	1	1	Wawang Pulo	Wawang Pulo, Valenzuela
Veinte Reales 3 PS	Pumping Station	1	0	Veinte Reales	Veinte Reales, Valenzuela



City Government of Valenzuela

Ecological Profile 2021

2. DISASTER PREPAREDNESS



TABLE 238. INVENTORY OF EQUIPMENT

COLLAPSED STRUCTURE AND LIFTING EQUIPMENT	QUANTITY
Bosch Rotary Hammer Drill	1 SET
Stihl TS400 Rescue Saw	1 UNIT
Vetter Mini Lifting Bags	1 SET
Husqvarna K750 Rescue Saw	1 UNIT
Lukas Milwaukee Portable Cut off Saw	1 UNIT
Sked Confined Space Rescue Set	1 SET
Sked Tripod	1 SET
Portable Ventilator	2 UNIT
Stihl Chainsaw	4 UNIT
Makita Spline Demolition hammer	2 UNIT
Bosh Rotary Hammer Drill (GBH5-40D)	3 UNIT
Dewalt Rotary Hammer Drill	1 UNIT
Pneumatic Chipping Hammer (INGERSOLL)	2 UNIT
Lever Hoist & Come Along	2 SET
USAR set	1 SET
Cutters Edge Rescue saw K790	1 UNIT
Cutters Edge Multi Cut Chainsaw	2 UNIT

EXTRICATION EQUIPMENT	QUANTITY
Amkus Quick Adjust Chain /Lock	2 UNIT
Amkus Holligan Claws	4 PCS
Stanley Bolt Cutter	1 PC
Bolt Cutter (Rigid)	2 PCS
Lukas Manual Hydraulic combi tool	2 UNIT
Cribbing set	2 SET
Lukas Air bag safes for cars	3 PCS
Lukas 4 stroke power unit (push button type)	1 UNIT
Lukas 4 stroke power unit (small)	1 UNIT
Lukas Hydraulic spreader/cutter combi tool	2 PCS
Lukas Hydraulic telescopic ram	1 PC
Lukas Hydraulic ram	1 PC
Lukas chain and lock	4 PCS
Lukas Hydraulic hose	3 PCS
Resqtec manual stabilization	2 UNIT
Resqtec lifting bag	2 SET

(more)

SOURCE: VALENZUELA CITY DISASTER RISK
REDUCTION AND MANAGEMENT OFFICE



Ecological Profile 2021

HIGH ANGLE EQUIPMENT	QUANTITY
Climb Tech Duetto (double pulley)	6 PCS
Petzl Steel carabiner oxan (yellow)	20 PCS
Cousin Kermantle rope (11mmx100mm)	4 PCS
Cousin Kermantle rope (12.5mmx100mm)	4 PCS
Cousin Tubular Webbing (26mmx100mm)	1 ROLL
Petzl Falcon Harness	43 PCS
Rescue Prusic	37 PCS
Rescue hand Ascender	43 PCS
Rescue Rack	5 PCS
CMC rescue 8	43 PCS
CMC Anchoring plate	29 PCS
Kermantle Rope	8 PCS

WASAR EQUIPMENT	QUANTITY
Barracuda Plastic Boat	3 PCS
Achilles Rubber Boat (grey)	3 UNIT
Achilles Rubber Boat (grey/red)	2 UNIT
Kevlar Boat	5 UNIT
Yamaha Out Board Motor (shortshaft)	9 PCS
Yamaha Out Board Motor (long shaft)	2 PCS
Life Vest Orange (box type)	160 PCS
Sea Eagle Life Vest	4 PCS
NRS life Vest	1 PC
Customized Life Vest	74 PCS
Rescue Can Bouy	42 PCS
CMC Water Rope	2 PCS
CMC Laid rope	5 PCS
CMC Rope	5 PCS
CMC Static Rope	8 PCS
CMC NE River Rescue	3 PCS
CMC Rescue Runners	86 PCS
Petzl Carabiners Am'D	154 PCS
CMC Throw Bag	15 PCS
CMC Throw Line	28 PCS
Bushnell Power view	8 PCS
Petzl Spelios Helmets	43 PCS
Cable Tensioner	20 PCS
Petzl Single Pulley	38 PCS
Petzl Tandem Pulley	43 PCS
CMC Rope 200 ft	1 PC
CMC Rope 150 ft	1 PC

(more)

SOURCE: VALENZUELA CITY DISASTER RISK
REDUCTION AND MANAGEMENT OFFICE



Ecological Profile 2021

Z – Rig Kit	1 PC
Cascade helmets	3 PCS
Abaca Rope	6 PCS
Boat Trailer	10 PCS
Snorkel	6 PCS
Aquamundo booties	10 PAIRS
Aquamundo Dive knife	4 PCS
Aquamundo Computer Dive	1 PC
Capricorn Compass	4 PCS
SCUBA Tanks	4 PCS
Octopus regulators	4 PCS
Aquamundo fins	4 PAIRS
Weight led's	12 PCS
Bouyancy Control Device	4 PCS
Crates	3 PCS
Aquamundo Dive Bag	2 PCS
Weight Belt	6 PCS

FIRE FIGHTING AND HAZMAT EQUIPMENT	QUANTITY
Resqtec Air Blast	2 PCS
Scott SCBA	4 PCS
Kawasaki SCBA	2 PCS
Chemical Protective Suit level A/B	8 PCS
Smoke Ventilator	1 PC
Fire man's Axe	2 PCS
Fire Extinguisher 10lbs	10 PCS
Fire Extinguisher 20 lbs	10 PCS
Nozzle Pistol Type 1 1/5 NST	1 PC
Fire hose 1 1/5 50ft	4 PCS
Fire hose 2 1/5 50ft	4 PCS
Spanner 1 1/5	1 PC
Spanner 2 1/5	1 PC
Pipe wrench (adjustable)	2 PCS
Stanley vise grip	2 PCS
Coupling 2 1/5	2 PCS
Adjustable Ladder	4 PCS
Vetter Air Cushion Bag (4ft)	1 PC
Fire Escape Mask	12 PCS
Fire Blanket	12 PCS
3 % AFFF Water Base Chemical Foam	30 PCS
Drager SCBA Set	8 PCS
Drager Gas Detector	1 PC
Coltri Air Breathing Compressor	1 PC
Decontamination Set level II	1 SET

(more)



Ecological Profile 2021

Lakeland Chemical Suit level A	4 PCS
Leak Sealing kit	1 SET
Chem Boots	3 PAIRS
Chem Gloves	3 PAIRS
Electric blower for Decon	1 PC
Chemical Suit level B	4 PCS
Chemical Suit level C	70 PCS

LIGHTING EQUIPMENT	QUANTITY
Kipor portable generator 3KVA	1 PC
Flood Light	2 PCS
Optimax Portable Generator	2 PCS
Genestar Generator	1 PC
Kipor portable generator 5KVA	7 PCS
Search Light (halogen)	3 PCS
Stanley Fat max flashlight (pistol type)	5 PCS
RX police flashlight	18 PCS
Pelican RALS 9430	3 PCS
Pelican RALS 9460	3 PCS
LED rechargeable flood light (mini)	5 PCS
Kipor portable tower light 5KVA	2 PCS

MEDICAL EQUIPMENT	QUANTITY
Human Trachea Intubation Mannequin	2 PCS
CPR Manikin Foam	25 PCS
Humidifier Oxygen	40 PCS
Portable Suction Machine (AC/DC)	3 PCS
Ambu Manual Suction	8 PCS
Plastic Spine Board	18 PCS
Automated External Defibrillator	9 PCS
Automated External Defibrillator installed in	12 PCS
City Government Facilities	
Body Splints KED	9 PCS
Traction Splints	9 PCS
Scoop Stretcher (aluminum)	2 PCS
Head Immobilizer	16 PCS
Ambulance Stretcher	30 PCS
Mesh Nebulizer	5 PCS
Rossmax Nebulizer	4 PCS
Ambu Bag Valve Mask	18 PCS
Cervical Collar	20 PCS
Glucometer	15 PCS
Disaster Response Bag	16 PCS

(more)



Ecological Profile 2021

Tympanic Thermometer	8 PCS
Cadaver Bag	150 PCS
Weighing Scale	1 PC
X- Collar	12 PCS
Pin Type Oxygen w/ regulator	12 PCS
Stretcher folding	30 PCS
Plastic scoop stretcher (yellow)	11 PCS
Fetal heart monitor Doppler digital	1 PC
Blood Pressure apparatus (arm)	20 PCS
Blood Pressure apparatus (wrist)	5 PCS
Prestan CPR Manikin Adult	3 PCS
Prestan CPR Manikin Child	3 PCS
Prestan CPR Manikin Infant	3 PCS
Laerdal CPR manikin Adult	3 PCS
Laerdal CPR manikin Child	1 PC
Laerdal CPR manikin Infant	1 PC
Triage Label	10 PCS
Airway Kit	6 PCS
Sterilizer	1 PC

PERSONAL PROTECTIVE EQUIPMENT	QUANTITY
Water Booties	10 PAIRS
Water full body wetsuit	30 PCS
Fireman's Boots	10 PAIRS
Bullard Fireman's Helmet	25 PCS
Bobcat Sleeping Bag	30 PCS
NRS Paddle Gloves	39 PCS
Protech 8 All Purpose Gloves	39 PCS

SOURCE: VALENZUELA CITY DISASTER RISK REDUCTION AND MANAGEMENT OFFICE

**TABLE 239. TABULATION OF RESPONSE FROM JANUARY TO DECEMBER 2021**

MONTH	VEHICULAR ACCIDENT (RESCUE BASE/3S)	MEDICAL TRANSPORT, FIRST AID (RESCUE BASE/3S)	FIRE RELATED INJURIES (RESCUE BASE/3S)	TOTAL
January	178	473	0	651
February	176	535	0	711
March	141	636	0	777
April	40	432	0	472
May	96	335	1	432
June	97	295	0	392
July	82	238	0	320
August	46	172	0	218
September	68	176	0	244
October	96	330	0	426
November	131	243	0	374
December	181	370	0	551
TOTAL:	1,332	4,235	1	5,568

SOURCE: VALENZUELA CITY DISASTER RISK REDUCTION AND MANAGEMENT OFFICE



City Government of Valenzuela

Ecological Profile 2021

3. OTHER FACILITIES



TABLE 240. PARKS AND PLAYGROUNDS

BARANGAY	PARK/PLAYGROUND NAME	TYPE
Karuhatan	Valenzuela City People's Park	Multi-Purpose
Karuhatan	Valenzuela Family Park	Green Space
Pulo	Valenzuela Polo Park	Historic Plaza
Tagalag	Tagalag Fishing Village	Ecological Linear Park
Wawang Pulo	Valenzuela Sports Park	Sports Park

Note: 3S Parks have their respective pocket parks except Malinta, Polo, and Poblacion

SOURCE: VALENZUELA CITY PEOPLE'S PARK OFFICE



City Government of Valenzuela

Ecological Profile 2021

E. INSTITUTIONAL SECTOR



City Government of Valenzuela

Ecological Profile 2021

1. CITY OFFICIALS



VALENZUELA CITY GOVERNMENT OFFICIALS



Rexlon T. Gatchalian
City Mayor



Lorena Natividad-Boria
City Vice Mayor



Hon. Wes Gatchalian
Representative, 1st District
of Valenzuela



Hon. Eric Martinez
Representative, 2nd District
of Valenzuela



Ecological Profile 2021

FIRST DISTRICT COUNCILORS



Hon. Rovin Andrew Feliciano



Hon. Ricardo Ricarr Enriquez



Hon. Ramon Encarnacion



Hon. Joseph William Lee



Hon. Jennifer Pingree



Hon. Walter Magnum Dela Cruz

SECOND DISTRICT COUNCILORS



Hon. Kimberly Ann Galang-Tianco



Hon. Crissha Pineda



Hon. Louie Nolasco



Hon. Niña Lopez



Hon. Kristian Rome T. Sy



Hon. Chiqui Marie Carreon



City Government of Valenzuela

Ecological Profile 2021

2. ADMINISTRATIVE COMPONENTS



OFFICE OF THE CITY MAYOR - Hon. Rexlon T. Gatchalian

Performs executive direction and control of all City affairs.

OFFICE OF THE CITY ADMINISTRATOR - Atty. Alan Roullo Yap

The City Administrator assists the Mayor in the management and administration of the City Government of Valenzuela. He develops plans/programs and strategies and implements the same particularly those which deal with the management and administration of related programs and projects of the City.

He assists the City Mayor in supervising, coordinating and monitoring programs and activities of the different agencies of the City down to the barangays. He recommends to the City Mayor operating systems and procedures to streamline and upgrade the local government organization.

The City Administrator is also responsible to providing directions in personnel management. He coordinates with related national government departments or agencies as well as other LGU's in the metropolitan area, and outside private institutions in matters which are in the nature of public concern and service.

He performs all other powers and duties as enunciated in Article 10, Section 480 of the Republic Act 7160 otherwise known as the Local Government Code.

He serves as the Mayor's principal advisory, monitoring and coordinating arm relative to general operation and financial administration of the City.

CITY LEGAL OFFICE - Atty. Alan Roullo Yap

The Legal Office assists the executive department in drafting ordinances and resolutions which the Mayor certifies as urgent and important. The Office reviews ordinances and resolutions from the City Council for approval of the Mayor.

OFFICE OF THE CHIEF OF STAFF - Mr. Ulysses Hermogenes C. Aguilar

The Office of the Chief of Staff is the one primarily responsible for handling the all of the Office of the City Mayor's undertakings. Represents the Office of the City Mayor in coordination with the Human Resource Management Office.

CITY AGRICULTURE OFFICE - Dr. Basil B. Sison

The City Agriculture Office is primarily tasked to secure stable food production by extending technical and logistical assistance to farmers and fishermen, and facilitates the delivery of other basic services. The Office also holds livelihood programs like community vegetable gardening, animal dispersal program, fishing and farming technique seminars, and vegetables, fish and meat processing demonstrations.

COOPERATIVE DEVELOPMENT OFFICE - Ms. Josephine P. Osea

The Cooperative Development Office (COOP) is responsible for cooperative promotion and organization, cooperative research and information dissemination, cooperative education and training, technical assistance and capability building, and financial assistance to city government employees.



**CULTURAL AFFAIRS AND TOURISM DEVELOPMENT OFFICE-
Mr. Jonathan C. Balsamo**

The Cultural and Tourism Development Office (CATDO) is tasked to craft and promote the city's cultural and arts programs and is responsible for documenting historical and cultural heritage sites and the overall artistic wealth of city.

CITY HEALTH OFFICE - Dr. Marthony P. Basco

The Health Office is responsible for the provision of promotional, preventive, curative and rehabilitative services for the city's citizens. The health programs cover maternal health, childcare, degenerative and infectious diseases and particularly, the promotion of a healthy lifestyle by competent health workers to improve overall quality of life.

HOUSING AND RESETTLEMENT OFFICE - Ms. Elenita M. Reyes

The Housing and Resettlement Office (HRO) is in charge of matters relating to housing, relocation and resettlement. Regularly conducting site inspections and investigations, the Office supervises in the demolition and identification of relocated groups.

**LOCAL ECONOMIC AND INVESTMENT PROMOTION OFFICE -
Ms. Josephine P. Osea**

One of the main functions of the Local Economic and Investment Promotions Office (LEIPO) as stated in the Ordinance creating the LEIPO is to undertake pro-active market development and investment promotion activities. The Office is also tasked to handle promotional activities that will directly influence infusion of investments and influx of trade and tourism such as trade missions and trade fairs.

**OFFICE OF THE SENIOR CITIZENS AFFAIRS - Ms. Dorothy G.
Evangelista**

The Office of Senior Citizens Affairs (OSCA) acts as the information and liaison center for the needs and issues pertaining to the elderly. The office assists the National Government in the implementation of necessary appropriation notice of senior citizen discount privileges and benefits.

PERSONS WITH DISABILITY AFFAIRS OFFICE - Ms. Snooky A. Cortez

Persons with Disability Affairs Office (PDAO) is in-charge of promoting and protecting the general welfare of all the persons with disabilities in the City. It enriches the optimum capacity of PWDs so to live like a normal; it also promotes the equality among PWDs and give the benefits due to them.

PUBLIC EMPLOYMENT SERVICES OFFICE - Ms. Josephine P. Osea

The Public Employment Service Office (PESO) is responsible for providing employment information and assistance to the Department of Labor and Employment (DOLE), clients and constituents of local government units. Making available to its citizenry information on various employment programs and services of DOLE, the office seeks specific assistance according to its people's needs.



CITY SOCIAL WELFARE AND DEVELOPMENT OFFICE - Ms. Dorothy G. Evangelista

The City Social Welfare and Development Office (CSWDO) is tasked to provide social protection and promote the rights and welfare of the poor and vulnerable groups.

It formulates and develops plans and strategies on social welfare programs and projects while ensuring the delivery of basic services.

It strives for the provision of adequate facilities to uplift the status of marginalized sectors of the society by helping them become self-reliant and active members of the society.

VALENZUELA CITY COMMAND AND COORDINATING CENTER – PLt. Donaldo L. Britaña

The Valenzuela City Command and Coordinating Center (VCC3) is tasked to handle the monitoring of the Closed-Circuit Television Cameras all over the City. The office is tasked to capture incidents, violations on hotspots zone, and also the traffic situations on major road thoroughfares.

VALENZUELA CITY DISASTER RISK REDUCTION AND MANAGEMENT OFFICE – Dr. Arnaldo F. Antonio

The Valenzuela City Disaster Risk Reduction and Management Office (VCDRRMO) provides rescue assistance to residents during calamities and emergencies.

VALENZUELA CITY PEOPLE’S PARK ADMINISTRATION OFFICE – Mr. Federico Galvez

The VCPPAO is tasked to handle the administration of Valenzuela City people’s Park which is located along MacArthur Hi-way Karuhatan, Valenzuela City. It manages various events, its maintenance, its beautification, and among others.

CITY VETERINARY OFFICE - Dr. Basil B. Sison

The City Veterinary Office takes charge of regulating domestic animals, improving the quality of livestock, poultry and domesticated animals, and monitoring the operation of slaughterhouses.

The office oversees the Valenzuela City Pound and safeguards animal rights. To protect public health, the veterinary division implements necessary measures and programs to combat against animal diseases such as rabies and to ensure that commercial meat products are fit for human consumption.

WORKERS AFFAIRS OFFICE - Councilor Ramon L. Encarnacion

As the city’s labor administration and relations department, the Worker’s Affairs Office (WAO) facilitates and settles the city’s labor-management disputes.

VALENZUELA CITY EMERGENCY HOSPITAL – Dr. Rolando B. Tecson

The Valenzuela City Emergency Hospital (VCEH) is the only emergency hospital that is locally managed by the City. It houses different centers such as the Out-of-patient department, In-patient department, Laboratory Department, Dialysis Department, Malasakit Center, and among others.



CITY PLANNING AND DEVELOPMENT OFFICE - Ms. Josefina C. Acurantes

The City Planning and Development Office (CPDO) formulates in accordance with metropolitan development thrust, long range plans for the delivery of essential city and public services in the locality, subject to review and approval of the Mayor concerned; consolidates and review the plans and programs submitted by the various departments and office of the City.

CITY ENGINEERING OFFICE - Engr. Reynaldo N. Suñga

The City Engineering Office was created to provide an effective program on the city's physical development, the City Engineer's Office takes the lead in the construction and maintenance of roads, drainages, parks, playgrounds and other government facilities.

CITY ENVIRONMENT AND NATURAL RESOURCES OFFICE - Engr. Rommel L. Pondevida

While ensuring and monitoring the compliance of business establishments with environmental laws, the Environmental and Natural Resources Office (CENRO) attends and mediates to complaints of law violations.

OFFICE OF THE BUILDING OFFICIAL - Arch. Edison Ching M. Padilla

The Office of the Building Official (OBO) is tasked to facilitate the issuance of all pertinent permits related to building and construction, revocation of permits (when necessary), and inspects the building or construction vis-a-vis the submitted plans.

CITY ZONING OFFICE – Engr. Anita C. Robles

The City Zoning Office, by the virtue of Local Zoning Ordinance, is tasked to implement the Zoning Ordinance and its implementing guidelines.

CITY ASSESSOR'S OFFICE - Atty. Cecilynne Andrade

With the primary task of analyzing, investigating and providing necessary computations of real properties before assessment, the City Assessor's Office counter checks the property owner's name and tax declaration information such as floor area, kind of property and market value. The Office also prepares final sheets for undeclared properties and regularly conducts field inspections.

BUSINESS PERMITS AND LICENSING OFFICE - Atty. Ulysses L. Gallego

The Business Permit and Licensing Office is responsible for processing and reviewing taxes and fees. Along with the City Treasurer, the Office also ensures the collection of true and correct business taxes and fees. The Office likewise recommends revocation of business licenses and permits in case of violations.

LOCAL CIVIL REGISTRY OFFICE - Atty. Marvin Zales

In charge of registered documents, marriage licenses and judicial decrees affecting civil status, the Civil Registry Office is responsible for issuing, receiving and managing pertinent documents of its citizens. The Office closely works with the National Statistics Office (NSO) on demographic and other city statistics.



GEOGRAPHICAL INFORMATION SYSTEM – DATA MANAGEMENT OFFICE – Mr. Rolando Bascon

The GIS-DMO, by the virtue of an Ordinance, is tasked to function as the central GIS center of the City. The Office provides various maps for various uses such as for taxation, property identification, planning, and among others.

CITY TREASURER’S OFFICE - Ms. Adelia E. Soriano

The City Treasurer’s Office provides advisory or technical and staff services to the Mayor and other local officials regarding the disposition of funds, public finance and acquisition, authorization and accountability of government property.

PAMANTASAN NG LUNGSOD NG VALENZUELA - DR. Nedeña C. Torralba

The Pamantasan ng Lungsod ng Valenzuela (PLV) is a city-funded institution of higher learning which offers undergraduate and graduate degree programs to the less fortunate but deserving students of the city.

VALENZUELA POLYTECHNIC COLLEGE- Dr. Nellie A. Asuncion

The Valenzuela City Polytechnic College provides quality technical education and training to high school graduates, out-of-school youths and unemployed adults.

CITY ACCOUNTING OFFICE - Mr. Arnaldo R. Pablo, CPA

The City Accounting Office is responsible for bookkeeping, fund control and processing, remittance and internal auditing.

ADMINISTRATIVE AND RECORDS OFFICE - Ms. Ma. Regina M. Aquino

Tasked with directory planning and coordination of all administrative functions as well as general services, housekeeping and records management, the Administrative and Records Office also manages and supervises city government grounds, buildings and facilities.

CITY BUDGET OFFICE - Ms. Pia Febes Aquino

Ensuring that objectives, priorities, expenditure ceilings and fiscal targets on income are met, the City Budget Office issues budget calls and examine all budget proposals to consolidate it into the Executive Budget. The Office records, monitors and reports the release of appropriation and evaluates accomplishments as against the approved annual budget.



**INFORMATION AND COMMUNICATIONS TECHNOLOGY OFFICE
- Mr. Randy R. Sison**

The Information and Communications Office takes the lead in maintaining, managing and securing the city's hardware and software, network and Internet, database security, e-mail address, user access, biometrics, telephone, voice and data operational services.

HUMAN RESOURCE MANAGEMENT OFFICE - Ms. Flocerfida D. Villamar

The Human Resources Management Office formulates, administers and evaluates programs pertaining to the development and retention of a qualified and competent workforce.

PROCUREMENT OFFICE - Ms. Priscilla M. Pacardo

The City Procurement Office handles processing of requests for goods and services to be procured through bidding and other means of procurement.

PROPERTY OFFICE - Ms. Aurora L. Jumaquio

After inspecting the incoming and outgoing supplies purchased by the procurement division, the City Property Office prepares Valenzuela's voucher payments.

PUBLIC INFORMATION OFFICE - Mr. Lauro Zyan F. Caiña

The Public Information Office (PIO) is responsible for disseminating information on city programs and projects, and accordingly prepares and implements a comprehensive, integrated and proactive information and public relations program.

PUBLIC ORDER AND SAFETY GROUP/OFFICE - Mr. Jose A. Valenzuela Jr.

The POSG houses various divisions that are tasked to oversee, manage, and facilitate various city public and external operations such as traffic, community safety or order, transportation franchise, and among others. Usually, these divisions are working round the clock.

PUBLIC SANITATION AND CLEANLINESS GROUP/OFFICE - Mr. Emmanuel S. Delesmo

The PSCG is tasked to oversee, manage, and facilitate the City's Sanitation and Cleanliness aspects. It houses different divisions such as the Solid Waste Management Division, Clean and Green Division, and Flood Control Division. Usually, these divisions are working round the clock.

SOURCE: Descriptions obtained from the official website of the City of Valenzuela (<http://www.valenzuela.gov.ph/>).



City Government of Valenzuela

Ecological Profile 2021

3. MANAGEMENT TEAM



TABLE 241. VALENZUELA CITY HALL DEPARTMENT HEADS

CITY MAYOR	
HON. REX GATCHALIAN	
OFFICE OF THE CITY ADMINISTRATOR	
Atty. Alan Rouullo Yap	
CITY LEGAL OFFICE	
Atty. Alan Rouullo Yap	
CHIEF OF STAFF	
Mr. Ulysses C. Aguilar	
SOCIAL SERVICES OFFICES	
City Agriculture Office	Dr. Basil B. Sison
Cooperative Development Office	Ms. Josephine P. Osea
Cultural Affairs and Tourism Development Office	Ms. Jonathan C. Balsamo
City Health Office	Dr. Marthony P. Basco
Housing and Resettlement Office	Ms. Elenita Reyes
Local Economic Investment Promotions Office	Ms. Josephine P. Osea
Office of the Senior Citizens Affairs	Ms. Dorothy G. Evangelista
Persons with Disability Affairs Office	Ms. Snooky A. Cortez
Public Employment Service Office	Ms. Josephine P. Osea
Social Welfare and Development Office	Ms. Dorothy G. Evangelista
Valenzuela City People's Park Administration Office	Mr. Federico Galvez
Veterinary Services Office	Dr. Basil B. Sison
Worker's Affairs Office	Coun. Ramon L. Encarnacion
Valenzuela City Emergency Hospital	Dr. Rolando B. Tecson
PLANNING AND ENGINEERING OFFICES	
City Planning and Development Office	Ms. Josefina C. Acurantes
City Engineering Office	Engr. Reynaldo Sunga
City Environment and Natural Resources Office	Engr. Rommel L. Pondevida
Office of the Building Official	Arch. Edison Ching M. Padilla
City Zoning Office	Engr. Anita Robles
FINANCE OFFICES	
Assessor's Office	Atty. Cecilynne Andrade
Business Permit and Licensing Office	Atty. Ulysses L. Gallego
Civil Registry Office	Atty. Marvin Zales
Geographical Information System–Data Management Office	Mr. Rolando Bascon
Treasurer's Office	Ms. Adelia E. Soriano
HIGHER EDUCATION	
Pamantasan ng Lungsod ng Valenzuela	Dr. Nedeña C. Torralba
Valenzuela City Polytechnic College	Dr. Nellie A. Asuncion

(more)



Ecological Profile 2021

AD HOC AND REGULATORY OFFICES	
Community Affairs	Lailanie P. Nolasco
Community Services	Ms. Elizabeth Chongco
Constituents Affairs Office District 1	Ms. Evelyn M. Hernandez
Constituents Affairs Office District 2	Mr. Fernando Padrinao
Job Generation Office	Mr. Gerald A. Esplana
Sports Development Office	Mr. Gerald A. Esplana
Livelihood Office	Coun. Kimberly Ann Galang
Out-of-School Youth and Education	Vice Mayor Lorie Natividad-Borja
People's Law Enforcement Board	Coun. Ricardo Ricarr Enriquez & Coun. Kristian Rome T. Sy
Special Projects Office (Extension)	Arch. Glenn A. Encarnacion
Task Force Disiplina	Mr. Eduard Faustino
Task Force on Fraternities and Gang Intervention and Prevention (TAFFGIP)	Coun. Joseph William D. Lee
Valenzuela Anti-Drug Abuse Council (VADAC)	Coun. Atty. Walter Magnum Dela Cruz
Youth Development Office	Mr. Marlon Alejandrino
ADMINISTRATIVE OFFICES	
Accounting Office	Mr. Arnaldo R. Pablo
Administrative and Records Office	Ms. Ma. Regina M. Aquino
Budget Office	Ms. Pia Febes Aquino
Human Resources Management Office	Ms. Flocerfida D. Villamar
Information and Communications Technology Office	Mr. Randy R. Sison
Procurement Office	Ms. Priscilla M. Pacardo
Property Office	Ms. Aurora L. Jumaquio
Public Information Office	Mr. Lauro Zyan F. Caiña
EXTERNAL SERVICES OFFICE	
Public Order and Safety Management Office	Mr. Jose A. Valenzuela Jr.
Public Safety Division	P/Maj. Loida Bondoc (Ret.)
Traffic Management Office	P/Maj. Artemio Delina (Ret.)
Traffic Engineering and Design Unit	Arch. Mario Meer
Valenzuela City Transportation Office	Mr. Jose A. Valenzuela Jr.
Public Sanitation and Cleanliness Office	Mr. Emmanuel Delesmo
Waste Management Office	Ms. Marietta Antonio
Flood Control Division	Mr. Emmanuel Delesmo
Clean and Green Division	Mr. Jonathan Ignacio
Motorpool	Engr. Domingo Pancho III
DISASTER-PREPAREDNESS AND CITY MONITORING OFFICES	
Valenzuela City Disaster-Risk Reduction Management Office	Dr. Arnaldo F. Antonio
Valenzuela City Command and Coordinating Center (VCC3)	PLt. Donald L. Britaña

(more)



Ecological Profile 2021

NATIONAL OFFICES	
Bureau of Fire Protection (BFP) - Valenzuela	FSupt. Bernard P. Batnag Jr.
Bureau of Jail Management and Penology (BJMP) – Male Dorm	J/SInsp. Joey Genecera
Bureau of Jail Management and Penology (BJMP) – Female Dorm	J/SInsp. Gerlie Haber
Commission on Election - District 1	Atty. Felton Sadang
Commission on Election - District 2	Atty. Jayvee Villagrancia
DEP-ED Valenzuela City	Dr. Meliton P. Zurbano
Department of the Interior and Local Government (DILG)	Ms. Mary Jane S.E.Nacario
Land Transportation Office (LTO)	Ms. Fe Cascante
Philippine National Police (PNP) Valenzuela	PCol. Ramchrisen V. Haveria Jr.
Philippine Red Cross - Valenzuela City Chapter	Ms. Elizabeth A. Chongco
National Bureau of Investigation (NBI)	Ms. Ermelinda Corpuz
National Food Authority (NFA) North District Office	Mr. Roberto S. Musngi
Valenzuela Central Post Office	Ms. Ma. Magdalena F. Esconde

TABLE 242. LIST OF BARANGAY OFFICIALS PER BARANGAY

ARKONG BATO	
PUNONG BARANGAY	CRISTINA MARIE FELICIANO-TAN
KAGAWAD	EDUARDO C. URRUTIA
KAGAWAD	WILFREDO S. URRUTIA
KAGAWAD	GIOVANNI F. GABRIEL
KAGAWAD	CONCEPCION S. BUGHAO
KAGAWAD	ACE VERGEL A. DELA CRUZ
KAGAWAD	DAVID AARON C. ANDAN
KAGAWAD	ROSALINDA C. LEECON
SECRETARY	ANGELITA C. GUGULAN
TREASURER	CYNTHIA P. ARCAIRA

BAGBAGUIN	
PUNONG BARANGAY	ABEGAIL TOLENTINO – DELA CUESTA
KAGAWAD	KGD. DANILO A. CUNANAN
KAGAWAD	KGD. OFELIA M. GUINTO
KAGAWAD	KGD. JEFFERSON DAVIS L. UY
KAGAWAD	KGD. KATHERINE D. DARCA-SABANGAN
KAGAWAD	KGD. DENNIS F. ALEMANIA
KAGAWAD	KGD. DANTE B. GARCIA
KAGAWAD	KGD. RAQUEL C. DE JESUS
SECRETARY	B/SEC. ELDY ROSE RODRIGO
TREASURER	B/TREAS. JULIE C. VILLAFRANCA

(more)



Ecological Profile 2021

BALANGKAS	
PUNONG BARANGAY	RICARDO R. DE GUZMAN
KAGAWAD	ALEJANDRO DE VEGA
KAGAWAD	APOLONIO DELOS SANTOS
KAGAWAD	CARLOS AURELIOS JOAQUIN
KAGAWAD	TRINILIA SALVADOR
KAGAWAD	ALFREDO FRANCISCO
KAGAWAD	ERNESTO DE VEGA
KAGAWAD	MARIA CRISTINA MENDOZA
SECRETARY	MARSHALYN GATCHALIAN
TREASURER	RALPH V. SANTOS

BIGNAY	
PUNONG BARANGAY	PB. GRACIANO F. VICTORIANO
KAGAWAD	KGD. DARIO B. JUNIO
KAGAWAD	KGD. JACQUELINE R. RIVERA
KAGAWAD	KGD. FLORENCIO R. DE JESUS
KAGAWAD	KGD. EDILBERTO A. DE JESUS
KAGAWAD	KGD.ROSENDO M. STA. ROSA
KAGAWAD	KGD. FELICIANO U. PASAG
KAGAWAD	KGD. JOHN CARLO B. VICTORIANO
SECRETARY	SEC. FEDERICO R. DE JESUS
TREASURER	TREAS. ANALIZA M. DELOS SANTOS

BISIG	
PUNONG BARANGAY	BIENVENIDO S. BARTOLOME JR
KAGAWAD	LUCILA B. ALVAREZ
KAGAWAD	DAN JOSEPH B. CONSTANTINO
KAGAWAD	ALEXANDER M. PAQUINGAN
KAGAWAD	WENDELYN B. FRANCO
KAGAWAD	IRENE C. CANAN
KAGAWAD	CORNELIO M. HIPOLITO
KAGAWAD	PAUL MICHAEL P. CONSTANTINO
SECRETARY	RUSSELL T. DE GUIA
TREASURER	CHRISTINE ANN C. FRANCISCO

(more)



Ecological Profile 2021

CANUMAY EAST	
PUNONG BARANGAY	REYNALDO D. MIRANDA
KAGAWAD	BONIFACIO CASIMIRO
KAGAWAD	SONIA R. SY
KAGAWAD	MARK ANTHONY LAMSON
KAGAWAD	GERARDO MOLINA
KAGAWAD	SALVADOR DELA CRUZ
KAGAWAD	DIEGO CASIMIRO
KAGAWAD	ALEXANDER JOSEPH
SECRETARY	ANNABELLE GADINGAN
TREASURER	RENATO MOLINA

CANUMAY WEST	
PUNONG BARANGAY	MARIO B. SAN ANDRES
KAGAWAD	MAYNELL KENDRA L. DONESA
KAGAWAD	LUIS M. JACINTO
KAGAWAD	ALEJANDRO E. DONESA
KAGAWAD	LUIS M. GREGORIO
KAGAWAD	GREGORIO T. MARCOS
KAGAWAD	DANIEL S.A. TEODORO
KAGAWAD	KENNETH SAN ANDRES
SECRETARY	EMILIO JACINTO
TREASURER	ZANDRA A. NAVARRO

COLOONG	
PUNONG BARANGAY	WILFREDO M. RAMOS
KAGAWAD	JOCELYN DL. PAJE
KAGAWAD	CARMELITA R. LORENZO
KAGAWAD	EDUARDO R. ESTRELLA
KAGAWAD	ROMEO M. RAMOS
KAGAWAD	BENJAMIN M. DELOS SANTOS
KAGAWAD	ARMANDO S. TRINIDAD
KAGAWAD	MARLON F. SERRANO
SECRETARY	ANTONIO MARCOS
TREASURER	CARMELITA O. GAVINO

(more)



Ecological Profile 2021

DALANDANAN	
PUNONG BARANGAY	PB. BENITO L. ENCARNACION JR.
KAGAWAD	KGD. ARVIN ENCARNACION
KAGAWAD	KGD. MARVIN MARCELO
KAGAWAD	KGD. DANILO MALIT
KAGAWAD	KGD. RAQUEL PAULINO
KAGAWAD	KGD. CARLO PEÑAFIEL
KAGAWAD	KGD. MICHAEL MARQUEZ
KAGAWAD	KGD. IGNACIO SAN JUAN
SECRETARY	SEC. MA. CHRISTINA BOCAR
TREASURER	TREAS. MA. CRISTINA TASIPIT

GEN T. DE LEON	
PUNONG BARANGAY	PB. ALFREN S CAIÑA
KAGAWAD	KGD. RIZALINO R. FERRER
KAGAWAD	KGD. RICA A. MATOS
KAGAWAD	KGD. SUSAN B. DE GULA
KAGAWAD	KGD. LOURDES D. SABINO
KAGAWAD	KGD. RENATO V. BERNARDINO
KAGAWAD	KGD. RODEL S. DE LEON
KAGAWAD	KGD. ROLANDO O. DELA CRUZ
SECRETARY	SEC. EDITHA B. BERNARDINO
TREASURER	TREAS. JOSEFINA S. DELA CRUZ

ISLA	
PUNONG BARANGAY	JOSEFINO R. ANTONIO
KAGAWAD	ROBERTO G. MORELOS
KAGAWAD	MELCHOR F. ESPAÑO SR.
KAGAWAD	DANILO G. MARCOS
KAGAWAD	RAMIL M. CERDA
KAGAWAD	LEONILA R. SAN JUAN
KAGAWAD	WILBERT ALLEN S. MENDOZA
KAGAWAD	AVELINO ALBERTO C. ANGELES
SECRETARY	SHIELA S. MARQUEZ
TREASURER	LEZEIL M. RIVERA

(more)



Ecological Profile 2021

KARUHATAN

PUNONG BARANGAY	PB MARTELL R. SOLEDAD
KAGAWAD	KGD. GERALD JOHN C. UY
KAGAWAD	KGD. KEREN LOIS R. MEDINA
KAGAWAD	KGD. JOSEFINO P. CLARIÑO
KAGAWAD	KGD. FREDERICK C. ATIENZA
KAGAWAD	KGD. RUSSELL C. PADRINAO
KAGAWAD	KGD. CONRADO S. ANTONIO
KAGAWAD	
SECRETARY	SEC. AMELITA B. CHUA
TREASURER	TREAS. JULIET A. OLLANO

LAWANG BATO

PUNONG BARANGAY	PB ROMEO J. ACUÑA
KAGAWAD	KGD. ORESTES R. TOLENTINO
KAGAWAD	KGD. MARIANO S. CASIMIRO
KAGAWAD	KGD. DIONISIO F. DELINA
KAGAWAD	KGD. ROMEO G. LAMSON
KAGAWAD	KGD. ALEXANDER D. DOMIGPE
KAGAWAD	KGD. ERNESTO M. TOLENTINO
KAGAWAD	KGD. EUTIQUIANO R. DELINA
SECRETARY	SEC. CHERRY ANN V. DELINA
TREASURER	TREAS. ARTEMIO B. PACHECO

LINGUNAN

PUNONG BARANGAY	DANILO S.D. DELESMO
KAGAWAD	JOSE T. CABRAL
KAGAWAD	ARCEL B. DELESMO
KAGAWAD	OLIVER F. DULALIA
KAGAWAD	SHERYL D. FRANCISCO
KAGAWAD	CARLITO D.L ANTONIO
KAGAWAD	NESTOR A. DELA CRUZ
KAGAWAD	ALFREDO G. DULALIA
SECRETARY	JOSEPHINE P. CO
TREASURER	ROSENDO S. JULIANO

(more)



Ecological Profile 2021

MABOLO	
PUNONG BARANGAY	ARSENIA D.R VALERIO
KAGAWAD	MA. BLESSIE P. LIM
KAGAWAD	ERNESTO D. URRUTIA JR.
KAGAWAD	WEB A. ZUÑIGA
KAGAWAD	RICHIE D.G. EVANGELITA
KAGAWAD	EDUARDO T. PANGANIBAN
KAGAWAD	JOHN WILLIAM D. LEE
KAGAWAD	ERNESTO AVELLANA SR.
SECRETARY	JENNIFER C. ZUNIGA
TREASURER	CHARIZZA MAE MARTINEZ - DORMIS

MALANDAY	
PUNONG BARANGAY	EFREN S,D, SANTIAGO
KAGAWAD	LOUISE AYNRAND D.M CRUZ
KAGAWAD	REY ANN C. DELA CRUZ
KAGAWAD	FERNANDO F. CHONGCO
KAGAWAD	MARCO ANTONIO T. DALAG
KAGAWAD	RODOLFO J. JOSE
KAGAWAD	EDWIN P. LIM
KAGAWAD	ROMEL G. MATANGUIHAN
SECRETARY	GIRLIE C. MANING
TREASURER	AURELIO R. FERNANDEZ

MALINTA	
PUNONG BARANGAY	JEFFREY D.L ABIERA
KAGAWAD	ROMEO A. BALAJADIA
KAGAWAD	JERWIN H. DE GUZMAN
KAGAWAD	BIMBO M. CRUZ
KAGAWAD	ERIC M. HERNANDEZ
KAGAWAD	NOEL G. DONEZA
KAGAWAD	CORAZON V. DEL ROSARIO
KAGAWAD	SEKEN T. CLARIÑO SR.
SECRETARY	ROMEO LLANADO II
TREASURER	MEDY G. BELEBER

(more)



Ecological Profile 2021

MAPULANG LUPA	
PUNONG BARANGAY	PB. ARNOLD C. NATIVIDAD
KAGAWAD	KGD. ARNEL C. NATIVIDAD
KAGAWAD	KGD. ROMULO Y. CARREON
KAGAWAD	KGD. MARK E. SANTIAGO
KAGAWAD	KGD. REYNALDO H. OROSCO
KAGAWAD	KGD. GREGORIA F. VENGANO
KAGAWAD	KGD. DOMINADOR F. DE GULA
KAGAWAD	KGD. MARLON C. DATA
SECRETARY	SEC. RAFFY B. BANQUILLO
TREASURER	TREAS. CZARNEY FEI DE GULA-FLORES

MARULAS	
PUNONG BARANGAY	EMMANUEL F. ESPINO
KAGAWAD	KENDRICK T. SY
KAGAWAD	FRANCISCO P. CARREON
KAGAWAD	MA. LOURDES B. ALONZO
KAGAWAD	MARGIE E. TAN
KAGAWAD	DEMETRIO L. SALENGA
KAGAWAD	DANILO O. CANDA
KAGAWAD	ANNA PERPETUAL B. MORELOS
SECRETARY	PHILIP EUGENE B. SANTOS
TREASURER	DOMINGO LAO

MAYSAN	
PUNONG BARANGAY	PB DANILO M. CANTILLON
KAGAWAD	KGD. ROSELLE SABINO-SY
KAGAWAD	KGD. RICHARD S. ALARCON
KAGAWAD	KGD. PIO G. DOON
KAGAWAD	KGD. BALTAZAR Z. MIRANDA
KAGAWAD	KGD. EMILIO E. CANDIDO
KAGAWAD	KGD. JAIME P. SABINO
KAGAWAD	KGD. RONALDO S. CANDIDO
SECRETARY	SEC. JENNIFER M. SONE
TREASURER	TREAS. MARIDEL M. IBARROLA

(more)



Ecological Profile 2021

PALASAN	
PUNONG BARANGAY	PB. EVELINA D. ALEJANDRINO
KAGAWAD	KGD. RODOLFO A. SANTOS
KAGAWAD	KGD. EDILBERTO E. PILAPIL
KAGAWAD	KGD. VIRGILIO C. BUHAY
KAGAWAD	KGD. ALBERTO S. FABRO
KAGAWAD	KGD. EDWARD T. TISADO
KAGAWAD	KGD. REYHIPOLITO M. QUITORIANO
KAGAWAD	KGD. GERLANDO A. BADJAO
SECRETARY	SEC. ROWENA S. CRUZ
TREASURER	TREAS. ROSALINDA E. LABONG

PARADA	
PUNONG BARANGAY	DE GULA, MAXIMO DE LEON
KAGAWAD	DE GULA, EDMUNDO CAIÑA
KAGAWAD	DIZON, GERALD ANCA
KAGAWAD	AJERO, JIM PERCIVAL AGUSTIN
KAGAWAD	BUAN, MYRON MILAG
KAGAWAD	RAMOS, ARTURO LOPEZ
KAGAWAD	FRANCISCO, CORAZON SALVADOR
KAGAWAD	DELICA, JOVITA GERONIMO
SECRETARY	ANALYN PUNZALAN
TREASURER	RICARDO JR. CABALONA

PARIANCILLO VILLA	
PUNONG BARANGAY	WILFREDO H. PANES
KAGAWAD	ANGEL G. MORELOS
KAGAWAD	DANILO H. LIBINTING
KAGAWAD	FRANCIA C. CRISTOBAL
KAGAWAD	MA. TERESA I. AGUILAN
KAGAWAD	RAYMOND DEATO
KAGAWAD	FERNANDO D.L REYES
KAGAWAD	MARITES E. DELA CRUZ
SECRETARY	INGRID S. CRISTOBAL
TREASURER	EDRELYN S. CUENCA

(more)



Ecological Profile 2021

PASO DE BLAS

PUNONG BARANGAY	LUCIANA P. NOLASCO
KAGAWAD	EDWIN O. ANG
KAGAWAD	EMILIANI DG. SAMPANG
KAGAWAD	NORBERTO DC. DE GUZMAN JR.
KAGAWAD	MARYANN SJ. BRITAÑA
KAGAWAD	CRISOSTOMO E. DEMITION
KAGAWAD	SUSANA R. SANTIAGO
KAGAWAD	AMBROCIO P. EUGENIO
SECRETARY	JOY O. NABONG
TREASURER	FLORENCIO S. SAN JOSE

PASOLO

PUNONG BARANGAY	PB LUCINO P. MARCELINO JR
KAGAWAD	KGD.RAMON I. MERCADO
KAGAWAD	KGD. VICTORIO P. CARREON
KAGAWAD	KGD.CECILYN M. PAEZ
KAGAWAD	KGD.HERNANDO M. PACHECO
KAGAWAD	KGD. JIMMY S. SALAGUBANG
KAGAWAD	KGD.REYNALDO C. LANSANG
KAGAWAD	KGD.
SECRETARY	SEC.JUANITO E. FULAY
TREASURER	TREAS.MICHELLE C. DAVID

POBLACION

PUNONG BARANGAY	PB LOURDES A. FORTALEZA
KAGAWAD	KGD. MARLON N. DAVID
KAGAWAD	KGD. SHERYL S. MAGKASI
KAGAWAD	KGD. DORY LEE C. ALLEN
KAGAWAD	KGD. FEDERICO D. SAN DIEGO
KAGAWAD	KGD. ROSANA S. EULOGIO
KAGAWAD	KGD. EDGARDO C. MARQUEZ
KAGAWAD	KGD. JANICE KATHLEEN W. VILLANO
SECRETARY	SEC. JOCELYN G. REYES
TREASURER	TREAS. DARLYN E. FUNTANARES

(more)



Ecological Profile 2021

PULO	
PUNONG BARANGAY	PB. RHOEL F. DE GUZMAN
KAGAWAD	KGD. NEO A. INDIONGCO
KAGAWAD	KGD. ROQUE CRUZ
KAGAWAD	KGD. ANTHONY ALLAN R. TOLENTINO III
KAGAWAD	KGD. ALFREDO R. DE LEON
KAGAWAD	KGD. JAIME FRANCISCO
KAGAWAD	KGD. RUBEN A. LICHAUCO
KAGAWAD	KGD. JENNIELYNIZA F. ALLEN
SECRETARY	SEC. BEVERLY I. PEREZ
TREASURER	TREAS. LOVELLA G. BONIFACIO

PUNTURIN	
PUNONG BARANGAY	BERNABE V. ZUÑIGA
KAGAWAD	FELICITAS P. VILLANUEVA
KAGAWAD	BYLONILLO S.R. PACHECO
KAGAWAD	ANGELITO R. MARIANO
KAGAWAD	ALFREDO L. DALAG
KAGAWAD	ANSHERINA V. PACHECO
KAGAWAD	JOSE D. DOLOT
KAGAWAD	RONALDO D.G DE GUZMAN
SECRETARY	RIZA R. REGOSO
TREASURER	ESTRELITA D.J MARTINEZ

RINCON	
PUNONG BARANGAY	ENRIQUE A. EVANGELISTA
KAGAWAD	MICHAEL D. MAYOL
KAGAWAD	ROGELIO R. BUENAVENTURA
KAGAWAD	RENATO E. FUENSALIDA
KAGAWAD	MANUEL J. PINEDA
KAGAWAD	JULITO R. ALBAY
KAGAWAD	ANGELA FAUSTINE P. RIVERA
KAGAWAD	CESAR D. DIOKNO
SECRETARY	CONCHITA I. CLEOFAS
TREASURER	ROSARIO B. SANTOS

(more)



Ecological Profile 2021

TAGALAG	
PUNONG BARANGAY	PB ROBERTO F. GERONIMO
KAGAWAD	KGD. CLARO B. BAUTISTA
KAGAWAD	KGD. RUBEN B. FRANCISCO
KAGAWAD	KGD. LOTAA. BERNARDO
KAGAWAD	KGD. EMILIO R. BARTOLOME
KAGAWAD	KGD. FELICIANO D. BERNARDO
KAGAWAD	KGD. JIMBO L. FRANCISCO
KAGAWAD	KGD. ENRICO O. PICAÑA
SECRETARY	SEC. DIANA DELOS SANTOS
TREASURER	TREAS. RHEYGAN BERNARDO

UGONG	
PUNONG BARANGAY	PB. EDUARDO M. NAZAR
KAGAWAD	KGWD. NILA M. CARREON
KAGAWAD	KGWD. ROBERTO E. BERNARDINO
KAGAWAD	KGWD. RICARDO E. LOTA
KAGAWAD	KGWD. DOMINGO C. ANTONIO
KAGAWAD	KGWD. JAYSON M. PANCHO
KAGAWAD	KGWD. RONALD F. CANDIDO
KAGAWAD	KGWD. BENIGNO A. LUCIO
SECRETARY	SEC. ARJAY M. SULA
TREASURER	TREAS. JOSE P. BOGASAN, JR.

VEINTE REALES	
PUNONG BARANGAY	PIO D. SAN DIEGO, JR.
KAGAWAD	JOJIT M. SANCHEZ
KAGAWAD	SHIERILYN V. ELEUTERIO
KAGAWAD	KISHA COLLEN R. ANCHETA
KAGAWAD	RODELIO A. LUCERO
KAGAWAD	VICTORINO A. FELIX
KAGAWAD	FERNANDO B. LUMACAD JR.
KAGAWAD	WILFREDO P. PADILLA
SECRETARY	REMEDIOS PADILLA
TREASURER	MA. ESABIL CRUZ

(more)



WAWANG PULO	
PUNONG BARANGAY	RODOLFO F. SORIANO
KAGAWAD	EDGARDO D. AGUSTIN
KAGAWAD	JESUS J. CALIXTO
KAGAWAD	CONRADO F. AGUSTIN
KAGAWAD	MELENCIO R. ANDAYA
KAGAWAD	FLORENTINA S.J. LEONCIO
KAGAWAD	LAURO M. ALCANAR
KAGAWAD	ERNESTO S.D. SORIANO
SECRETARY	ROMEO J. DIZON
TREASURER	ELMER S. DUNGCA

SOURCE: LIGA NG MGA BARANGAY

TABLE 243. LIST OF SK OFFICIALS PER BARANGAY

ARKONG BATO	
CHAIRPERSON	ROSS DANIEL VILLAFUERTE
KAGAWAD	PRECIOUS LORISTO
KAGAWAD-BMO	JULIUS MICHAEL TAN
KAGAWAD	VIJAY ROBLES
KAGAWAD	MARC TRACER MARANAN
KAGAWAD	DANIZA TRIVIÑO
KAGAWAD	JAMES DIN
KAGAWAD	LEANDRO MARIÑAS
SECRETARY	ERIKA CRUZ
TREASURER	DAVE GAMBET

BAGBAGUIN	
CHAIRPERSON	KAREN PASCUAL
KAGAWAD	JIMUEL ARIAS
KAGAWAD-BMO	JEAN MARIE ROSE PEREZ
KAGAWAD	FERLENE YUTUC
KAGAWAD	NICOLE ESTUDILLO
KAGAWAD	KERVIN KARL YBAÑEZ
KAGAWAD	REINER SALUTAN
SECRETARY	HONEY JANE DELINA
TREASURER	AVELLYN ALEJO
TREASURER	B/TREAS. JULIE C. VILLAFRANCA

(more)



Ecological Profile 2021

BALANGKAS	
CHAIRMAN	CLARITO SALITA JR.
KAGAWAD	KARL BRYAN DE GUZMAN
KAGAWAD	RAYMART RICHMOND GALVEZ
KAGAWAD	PAULO NICOLO LAZARO
KAGAWAD-BMO	REA JENICA DARILAG
KAGAWAD	NORTON TORREBLANCA
KAGAWAD	RON LIMUEL REYES
KAGAWAD	DIANNE NICOLE NOCEDO
SECRETARY	JAY CARLO ROQUE
TREASURER	ROBIE MASCARDO

BIGNAY	
CHAIRPERSON	JOHN ALFRED DELOS SANTOS
KAGAWAD	ANNIE BESMONTE
KAGAWAD	CALEB DELA CRUZ
KAGAWAD	JAN JEFFREY BERNARDO
KAGAWAD	ANTHONY ONIEGO
KAGAWAD	RYAN MICHAEL ROSS
KAGAWAD-BMO	JAMES JAUOD
KAGAWAD	RYAN PAUL CABALSA
SECRETARY	VINA CAYABYAB
TREASURER	MICHAEL TANEO

BISIG	
CHAIRPERSON	JAN CARLO CONSTANTINO
KAGAWAD	ADRIANE ALLAN APOSTOL
KAGAWAD	JHON MARK NATIVIDAD
KAGAWAD	MARK VINCENT BAUTISTA
KAGAWAD	ADRIANE NIÑO CABANLIT
KAGAWAD	BLESSILDA IRA NATIVIDAD
KAGAWAD-BMO	JANICE DELOS REYES
KAGAWAD	CHRISTIAN DIOKNO
SECRETARY	CAYLA JANEL PASCUAL
TREASURER	RODOLFO MESINA JR

(more)



Ecological Profile 2021

CANUMAY EAST	
CHAIRPERSON	MYRA CATIBOG
KAGAWAD	JAYLORD TICA
KAGAWAD	IREEN MONEL
KAGAWAD	ISAAC DE GUZMAN
KAGAWAD	DIANNE GRANADA
KAGAWAD	DONALD LULAB
KAGAWAD	AVEGAIL JANE PRESTOZA
KAGAWAD-BMO	RUBYHONEY ADTOON
SECRETARY	MICHEL ROI ASTRONOMO
TREASURER	GIRLIE MACARAIG

CANUMAY WEST	
CHAIRPERSON	REGINE FRANCESCA DONESA
KAGAWAD-BMO	BRENDA LORESCA
KAGAWAD	CLARIS MONZON
KAGAWAD	MONICA NAPA
KAGAWAD	DIVINA CAYABYAB
KAGAWAD	DON JULIAN EDWARD REBETA
KAGAWAD	CONSTANTINO BALONO, JR.
SECRETARY	DIXIELYN RILLO
TREASURER	JHON NONO ENCINAS
TREASURER	ZANDRA A. NAVARRO

COLOONG	
CHAIRPERSON	EXEQUIEL SERRANO
KAGAWAD	JENECY MARCOS
KAGAWAD	LAURENCE JOLAR IGNACIO
KAGAWAD	CAMILLE SACDALAN
KAGAWAD	JASHMINE ANGELIE PASCO
KAGAWAD	JHON PAUL DUMIGPI
KAGAWAD-BMO	BEA ANGELICA FAJARDO
KAGAWAD	DIANNE GOMEZ
SECRETARY	
TREASURER	CHRISTIAN CORREA

(more)



Ecological Profile 2021

DALANDANAN	
CHAIRPERSON	RELIZA MEI UMALI
KAGAWAD	LEI JONELLE FLORES
KAGAWAD	SHEKINAH CALEB ACUÑA
KAGAWAD	MA. PATRICIA AIEL APEÑA
KAGAWAD	JOHN PAUL EVANGELISTA
KAGAWAD	DAN PAUL VELADO
KAGAWAD	JOHN LESTER CUANICO
KAGAWAD	ANGELICA CONDE
SECRETARY	RENDEL UBERA
TREASURER	ANTHONY DALE GRIARTE

GEN T. DE LEON	
CHAIRPERSON	JUSTINE JOY RIVERA
KAGAWAD	JESLENNE MARIE MICLAT
KAGAWAD	MARK LORENZ SAGUN
KAGAWAD	NICOLE ANN MEMBRANO
KAGAWAD	RALPH VREN DE GUZMAN
KAGAWAD	JILL NICOLE BUENAVENTURA
KAGAWAD	MARY SHENNEL COLIBAO
KAGAWAD	JOANA MARIE CASIMIRO
SECRETARY	MS. PAULA MAE GONZALES
TREASURER	MR. HARCHIE MIRANDA

ISLA	
CHAIRPERSON	MA. CARMELA DELGADO
KAGAWAD	MAIDA ANGELES
KAGAWAD	PATRICIA MAE RIVERA
KAGAWAD	RAYVEN CONTRERAS
KAGAWAD-BMO	NAMLIA KIM KAHONG
KAGAWAD	JULIUS C'ZAR BEATO
KAGAWAD	TRACY ANNE NOLASCO
KAGAWAD	ROMAN BAMBA
SECRETARY	ERIKA ANORE
TREASURER	FRANZ ARICK MARCOS

(more)



Ecological Profile 2021

KARUHATAN	
CHAIRPERSON	CHARINA AIRA MIRANDA
KAGAWAD-BMO	MICAELLA MHEI PATCO
KAGAWAD	SHIELLA ARGUEL
KAGAWAD	ABEGAIL OLIQUIANO
KAGAWAD	LEO SHANE CLOUIE PADRINAO
KAGAWAD	STEVEN SILVA
KAGAWAD	JONBETH LIPATA
SECRETARY	EMMANUEL PATRICK VIJANDRE
TREASURER	REGINA MARIE LIM
TREASURER	TREAS. JULIET A. OLLANO

LAWANG BATO	
CHAIRPERSON	CATHERINE BARCELINO
KAGAWAD	IVY JOYCE SANTIAGO
KAGAWAD-BMO	MARY JOYCE MONTALLANA
KAGAWAD	AILA PAULINE FRANCISCO
KAGAWAD	JOYCE PACETE
KAGAWAD	JAY MARK NAVARRO
SECRETARY	MARGHIELINE CABAÑERO
TREASURER	CRISTY ANN CORTEZ
SECRETARY	SEC. CHERRY ANN V. DELINA
TREASURER	TREAS. ARTEMIO B. PACHECO

LINGUNAN	
CHAIRPERSON	REY MARC JOSEPH ANTONIO
KAGAWAD	ABIGAIL STO DOMINGO
KAGAWAD	MA. JESSA MATIAS
KAGAWAD	APRIL JOY TOLOZA
KAGAWAD	OSCAR III NARCISO
KAGAWAD-BMO	CRIS JOY ANDAL
KAGAWAD	JOHN PETER TRINIDAD
SECRETARY	KELVIN RAYMOND ZAMORA
TREASURER	MARK PAUL SEBASTIAN
TREASURER	ROSENDO S. JULIANO

(more)



Ecological Profile 2021

MABOLO	
CHAIRPERSON	RENATO DEATO JR.
KAGAWAD	BRYAN OLINO
KAGAWAD	GAICEL CRUZ
KAGAWAD	ROWIN OLINO
KAGAWAD	ANA RICA MELEGRITO
KAGAWAD	MARIEL ANGELA CELEDONIO
KAGAWAD-BMO	EVANGELINE PUNAY
SECRETARY	NIZIEL PAMBUENA
TREASURER	PRINCESS MAE ASIS

MALANDAY	
CHAIRPERSON	MARK ANGELO DELA CRUZ
KAGAWAD-BMO	JIANNE NICOLE DUQUE
KAGAWAD	ABIGAIL JABEL
KAGAWAD	JAMES MARTIN CAACBAY
KAGAWAD	ANGELO TAYLO
KAGAWAD	ADELBERT JOHN SANTIAGO
KAGAWAD	ROMEL MARTIN
KAGAWAD	NETHACIA NARVAJA
SECRETARY	MARA SINDAC
TREASURER	JESA MAY BERNALES

MALINTA	
CHAIRPERSON	KIM AIRA DACILLO
KAGAWAD-BMO	JENY ROSE SIOSON
KAGAWAD	SANNY DIZON
KAGAWAD	DIANNE ABERDE
KAGAWAD	RENZ DARYL SUAREZ
SECRETARY	JAMIE NICOLLE SALVADOR
TREASURER	NEIL MARK SAMSON

(more)



Ecological Profile 2021

MAPULANG LUPA	
CHAIRPERSON	PRECIOUS ANNE CANDIDO
KAGAWAD	NEIL RUIZ
KAGAWAD	JAYSON RAMOS
KAGAWAD	STEVEN DIWATA
KAGAWAD	DAVE JOSHUA ANUPOL
KAGAWAD-BMO	ALEXANDRA PRING
KAGAWAD	ROWELL SABADO
SECRETARY	JOEBERT OSMA
TREASURER	JOHN CHRISTOPHER YAP

MARULAS	
CHAIRPERSON	COLEEN JOANNE DE VERA
KAGAWAD	ROBIN ERIC DAVID
KAGAWAD	NINA ALESSANDRA LOVENDINO
KAGAWAD	ALGINZEL BODORAYA
KAGAWAD	JAN FREDRICK SAN DIEGO
KAGAWAD-BMO	JOSHUA RAYMUND SAMIA
KAGAWAD	DARYL GULINAO
SECRETARY	JUSTINE PEREZ
TREASURER	KENNETH PAULO ELAD

MAYSAN	
CHAIRPERSON	MA. MICAH MALLARI
KAGAWAD	ANN CAYETANO
KAGAWAD	JENNIFER MANUEL
KAGAWAD	PATRICK LLOYD FRANCISCO
KAGAWAD-BMO	MARC CEDRIC LANOZO
KAGAWAD	ANDREA FATE MATUS
KAGAWAD	IRENE SUGUITAN
SECRETARY	ALMA MIA JAPINAN
TREASURER	YNGWIE DELA CRUZ

(more)



Ecological Profile 2021

PALASAN	
CHAIRPERSON	JOHN PAULO VILLAREAL
KAGAWAD-BMO	NIKKA CARL CANDELARIA
KAGAWAD	DENZEL RENZ CHONGCO
KAGAWAD	ARRIANNE JHON BAUTISTA
KAGAWAD	JAESON RONALD FELISMINO
KAGAWAD	LORENZ RODRIGUEZ
SECRETARY	VERA YVONNE MOLAAN
TREASURER	JOHN RAKE SERITO

PARADA	
CHAIRPERSON	JOY DIAZ
KAGAWAD	MARK ANTHONY VIRAY
KAGAWAD	JOSELITO DUAZO JR.
KAGAWAD	FRENCH EJ DEL MUNDO
KAGAWAD	EUGENE RESOS
KAGAWAD	JHAMAILA LAROSA
KAGAWAD	MA. ROXAN CAJAYON
SECRETARY	FER AILA CABARON
TREASURER	RONA MAE AMEDO

PARIANCILLO VILLA	
CHAIRPERSON	RAYMUND PASCUA
KAGAWAD-BMO	TIN TRISHIA DELA CRUZ
KAGAWAD	MICHAEL VILLAFUERTE
KAGAWAD	FE COLLAMAN
KAGAWAD	EDCELLYN BARRO
KAGAWAD	JEROME VELILLA
KAGAWAD	ALFREDO LUCENA
KAGAWAD	LOVELY MAY VILLANUEVA
SECRETARY	JOHN PAOLO CILLADO
TREASURER	JORIN DE JESUS

(more)



Ecological Profile 2021

PASO DE BLAS	
CHAIRPERSON	DANICA BALBAG
KAGAWAD	REYNEL RAMIREZ
KAGAWAD-BMO	ANN MARJORIE JULATON
KAGAWAD	GRANT ASHLEY MAGBANUA
KAGAWAD	JUSTIN ARON MERCADO
KAGAWAD	MARVIN PACLIBARE
KAGAWAD	RONALD QUINIA
KAGAWAD	REMY ROSE PARDILLA
SECRETARY	ROSE MARIE OPANES
TREASURER	JANE ROSE DULO

PASOLO	
CHAIRPERSON	ARTHURO III CARREON
KAGAWAD	KRISTEL ANN BERNARDINO
KAGAWAD	MA.PATRICIA RANDILEEN PACISTOL
KAGAWAD	ANGELICA CABUBAS
KAGAWAD	HURJAE LUBAG
KAGAWAD-BMO	MARY FE SAMARISTA
KAGAWAD	MARK JAN PERDIGON
KAGAWAD	JOHN CARL CREGENCIA
SECRETARY	JOEL EDIZAN
TREASURER	STEPHEN ESCOTO

POBLACION	
CHAIRPERSON	ALEX ALLEN
KAGAWAD	WEN JOHN LENARD BON
KAGAWAD	JESSA REYL ALCAZAR
KAGAWAD	MA. NIÑA ALLEN
KAGAWAD	CARLO DAVID ALLEN
KAGAWAD-BMO	RACHELLE JOY REYES
KAGAWAD	NATHANIEL ALCAZAR
SECRETARY	ANGELICA ANTONIO
TREASURER	ASHLEY TALAG

(more)



Ecological Profile 2021

PULO	
CHAIRPERSON	CARL-AHRON MANANSALA
KAGAWAD	LUIS TRINIDAD IV
KAGAWAD	JOYCE CIPRIANO
KAGAWAD	JOMARIE MIER
KAGAWAD	ROBERT JUSTINE VASQUEZ
KAGAWAD	JASON BONIFACIO
KAGAWAD-BMO	FRANCESCA KYRA CLARIDADES
KAGAWAD	MARIE LHIYETH DE DIOS
SECRETARY	ISIAH IVERSON PALUGOD
TREASURER	GABRIEL ANGELO CARACAS

PUNTURIN	
CHAIRPERSON	PHILIP ELEAZAR FAUSTINO
KAGAWAD	ERICA MARIANO
KAGAWAD	WENDELL PEREZ
KAGAWAD	LYNCHIN NGAN TUONG CHAI
KAGAWAD	MARK RANIEL TOLENTINO
KAGAWAD	KATRINA MARIE VALDEZ
KAGAWAD	ROMMER VELLILLA
KAGAWAD-BMO	JOHN FLORENCE VICTORIANO
SECRETARY	BHILLY WILLIAM AGATEP JR
TREASURER	JOVILYN LEONARDO

RINCON	
CHAIRPERSON	ROSE ANN DELA CRUZ
KAGAWAD-BMO	ANGELICA REYES
KAGAWAD	MAYTHUR ESPIRITU
KAGAWAD	MIKO SAGAD
KAGAWAD	RANDEN MERCADO
KAGAWAD	VERNELLYN MAE FULGENCIO
KAGAWAD	KRIZZ RAFAEL BANTING
KAGAWAD	JUDY ANN MANZON
SECRETARY	JOHN PATRICK LUNGAY
TREASURER	REYMARK JULIANAS

(more)



Ecological Profile 2021

TAGALAG	
CHAIRPERSON	ARCEE DAYEGO
KAGAWAD	RICHARD BRENT AQUINO
KAGAWAD	CARL BRENNAN GERONIMO
KAGAWAD	ARVIE QUIAPON
KAGAWAD	JASMIN JOYCE BALDOMERO
KAGAWAD-BMO	MARNELLE MARIE MARCOS
KAGAWAD	RALPH LAURENCE PIER
SECRETARY	EDISON ATANACIO
TREASURER	MA. JUDITH PASCUAL

UGONG	
CHAIRPERSON	MICHEAL SULA
KAGAWAD	MICHELLE YABUT
KAGAWAD	JENIFER ACALA
KAGAWAD	JOHN ROBIN MANLAPIG
KAGAWAD-BMO	RYAN JOSEPH DUQUE
KAGAWAD	FROILAN AYEN
KAGAWAD	MARLON AQUINO
KAGAWAD	JUSTINE LOU NOGALIZA
SECRETARY	MARK ANGELO TAMBLIQUE
TREASURER	JHEROME DOMINGO

VEINTE REALES	
CHAIRPERSON	JEAN LOUISE SALAS
KAGAWAD-BMO	YVONNE DEL VALLE
KAGAWAD	BEVERLY ABULAC
KAGAWAD	RYAN CARLO CUEVAS
KAGAWAD	ELOIZA DOLIENTE
KAGAWAD	ARNOLD CASTRO
KAGAWAD	GIO LEGASPI
KAGAWAD	ROVIELYN LUNA
SECRETARY	RAYMOND BALLERAS
TREASURER	JOHN RUSSELL CATAP

(more)



Ecological Profile 2021

WAWANG PULO	
CHAIRPERSON	CHARLES IAN VILLARICO
KAGAWAD-BMO	ANALIE SORIANO
KAGAWAD	JEFFERSON DALIGDIG
KAGAWAD	ANGELICA MAY GONZALES
KAGAWAD	JOSE GABRIEL DILLENA
KAGAWAD	RONNEL DIZON
KAGAWAD	JACQUELINE ANDAYA
KAGAWAD	GERALD ALLAN DEATO
SECRETARY	ADRIAN ANDAYA
TREASURER	CZARINA CLARISSE ATANACIO

SOURCE: SK FEDERATION



City Government of Valenzuela

Ecological Profile 2021

4. THE CITY GOVERNMENT STRUCTURE



TABLE 244. CITY HALL ORGANIZATIONAL FLOW

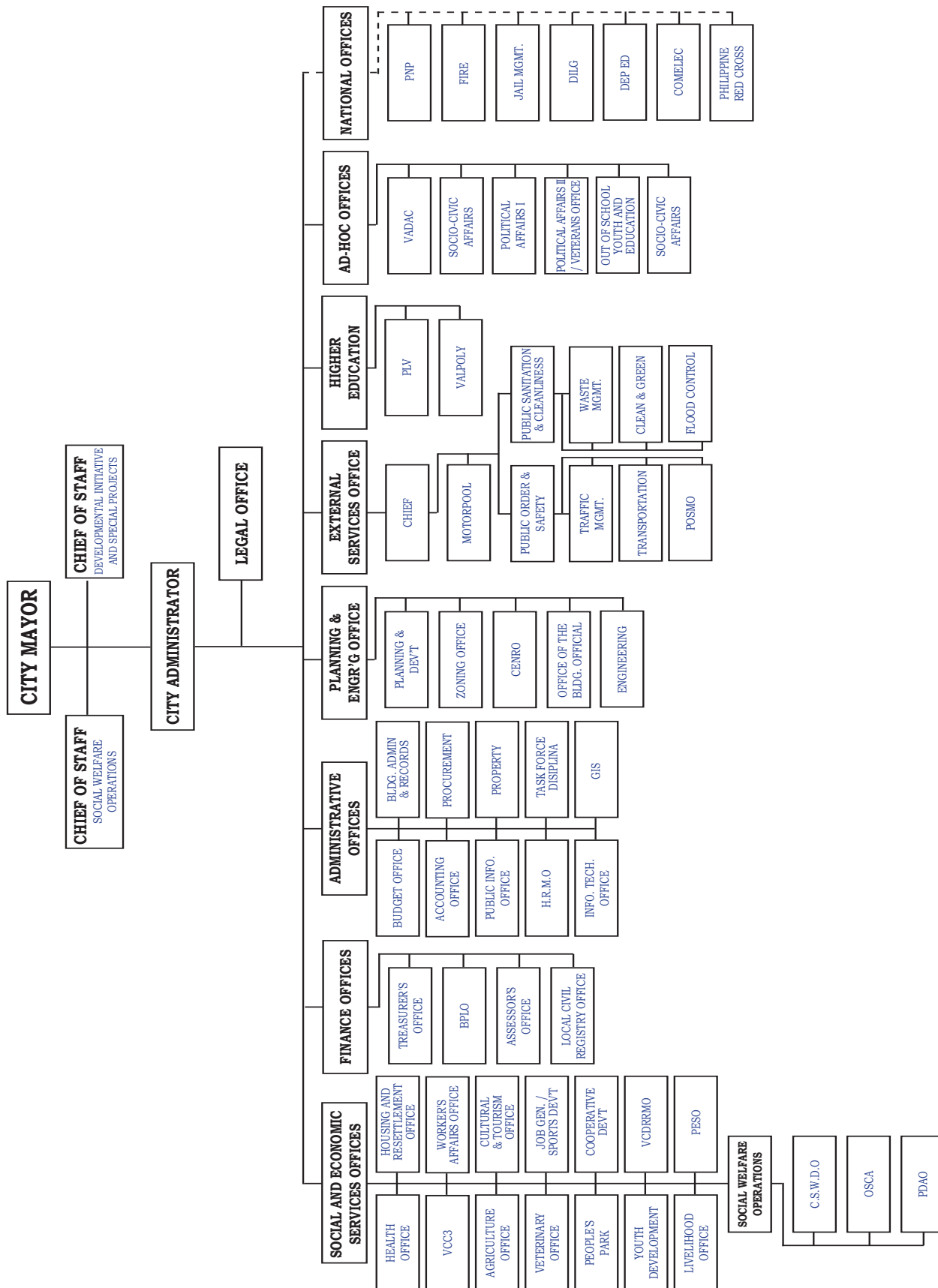




TABLE 245. CITY HALL MANPOWER COMPLEMENT

VALENZUELA CITY GOVERNMENT MANPOWER DISTRIBUTION											
As of December 31, 2021											
DEPARTMENT/OFFICE	ELECTED OFFICIALS	CO - TERMINUS	REGULAR EMPLOYEES	CASUAL EMPLOYEES	CONTRACTUAL EMPLOYEES	CONSULTANT	PART-TIME INSTRUCTOR	PROJECT BASED	COORDINATOR	HONORARIUM BASED	TOTAL
ACCOUNTING	0	0	16	33	3	0	0	0	0	0	52
AGRICULTURE	0	0	0	2	0	0	0	0	0	0	2
ASSESSORS	0	0	13	12	5	0	0	0	0	0	30
BUSINESS PERMIT & LICENSING OFFICE	0	0	10	32	3	0	0	0	0	0	45
BUDGET	0	0	6	7	1	0	0	0	0	0	14
CITY ENVIRONMENT AND NATURAL RESOURCES OFFICE	0	0	0	6	0	0	0	0	0	0	6
CULTURAL AFFAIRS TOURISM & DEVELOPMENT OFFICE	0	0	3	3	1	0	0	0	0	0	7
COOPERATIVE & DEVELOPMENT OFFICE	0	0	0	2	0	0	0	0	0	0	2
CITY SOCIAL WELFARE & DEVELOPMENT OFFICE	0	0	22	60	95	0	0	0	0	0	177
ENGINEER'S OFFICE	0	0	32	50	60	0	0	192	0	0	334
GEOGRAPHICAL INFORMATION SYSTEM - DMO	0	0	0	5	2	0	0	0	0	0	7
GENERAL SERVICES OFFICE	0	0	30	106	321	0	0	0	0	0	457
HEALTH	0	0	153	201	553	4	0	0	0	0	911
HUMAN RESOURCE & MANAGEMENT OFFICE	0	0	9	21	5	0	0	0	0	0	35
HOUSING & RESETTLEMENT OFFICE	0	0	1	19	10	0	0	0	0	0	30
INFORMATION & COMMUNICATION TECHNOLOGY OFFICE	0	0	2	13	13	0	0	0	0	0	28
KINDER GARTEN	0	0	5	0	0	0	0	0	0	0	5
LEGAL OFFICE	0	0	15	20	3	0	0	0	0	0	38
LIVELIHOOD OFFICE	0	0	0	7	0	0	0	0	0	0	7
LOCAL CIVIL REGISTRY OFFICE	0	0	5	5	9	0	0	0	0	0	19
MARKET OFFICE	0	0	3	0	0	0	0	0	0	0	3
MAYORS OFFICE	1	13	23	261	970	121	0	0	231	0	1620
OFFICE OF THE BUILDING OFFICIAL	0	0	12	44	17	0	0	0	0	0	73
OFFICE OF THE SENIOR CITIZENS AFFAIRS	0	0	2	2	7	0	0	0	0	0	11
PARKS AND MAINTENANCE	0	0	0	2	0	0	0	0	0	0	2
PLANNING & DEVELOPMENT OFFICE	0	0	9	6	2	0	0	0	0	0	17
PEOPLE'S LAW ENFORCEMENT BOARD	0	0	0	6	0	0	0	0	0	0	6
PEOPLE'S PARK	0	0	1	20	156	0	0	0	0	0	177
PUBLIC EMPLOYMENT & SERVICES OFFICE	0	0	2	10	0	0	0	0	0	0	12
PAMANTASAN NG LUNGSOD NG VALENZUELA	0	0	24	32	76	2	0	0	0	0	134
POPULATION MANAGEMENT OFFICE	0	0	1	2	5	0	0	0	0	0	8
SANGGUNIANG PANLUNGSOD	14	42	0	98	86	0	0	0	0	0	240
COUNCIL SECRETARIAT	0	0	18	4	0	0	0	0	0	0	22
TREASURER'S OFFICE	0	0	24	24	11	0	0	0	0	0	59
VALENZUELA ANTI DRUG ABUSE OFFICE	0	0	0	5	0	0	0	0	0	0	5
VALENZUELA POLYTECHNIC COLLEGE	0	0	19	11	13	0	0	0	0	0	43
VETERINARY OFFICE	0	0	5	21	21	0	0	0	0	0	47
VALENZUELA CITY DISASTER RISK & REDUCTION MGT. OFFICE	0	0	6	32	232	0	0	0	0	0	270
VALENZUELA CITY EMERGENCY HOSPITAL	0	0	48	92	101	4	0	0	0	0	245
VALENZUELA CITY TRANSPORTATION OFFICE	0	0	2	8	19	0	0	0	0	0	29
VICE MAYORS OFFICE	1	5	0	25	0	0	0	0	0	0	31
WORKERS AFFAIRS OFFICE	0	0	1	5	10	0	0	0	0	0	16
YOUTH DEVELOPMENT OFFICE	0	0	0	4	7	0	0	0	0	0	11

(more)



Ecological Profile 2021

ZONING OFFICE	0	0	3	9	0	0	0	0	0	0	12
CITY EXTERNAL SERVICES OFFICE											
CLEAN AND GREEN DIVISION	0	0	0	21	535	0	0	0	0	0	556
FLOOD CONTROL DIVISION	0	0	0	24	212	0	0	0	0	0	236
MOTORPOOL DIVISION	0	0	5	77	32	0	0	0	0	0	114
PUBLIC SAFETY DIVISION	0	0	2	58	78	0	0	0	0	0	138
TRAFFIC MANAGEMENT DIVISION	0	0	4	164	130	0	0	0	0	0	298
WASTE MANAGEMENT DIVISION	0	0	0	17	382	0	0	0	0	0	399
DEPED VALENZUELA (LOCAL SCHOOL BOARD)	0	0	0	74	236	0	0	0	0	0	310
ANCILLARY	0	0	0	20	215	0	0	0	0	0	235
ECCD	0	0	0	57	121	0	0	0	0	0	178
ALS	0	0	0	46	0	0	0	0	0	0	46
NON-TEACHING	0	0	0	30	0	0	0	0	0	0	30
GRAND TOTAL	16	60	536	1915	4758	131	0	192	231	0	7839

DEPARTMENT/OFFICE	ELECTED OFFICIALS	CO - TERMINUS	PERMANENT EMPLOYEES	CASUAL EMPLOYEES	CONTRACTUAL EMPLOYEES	CONSULTANT	PART-TIME INSTRUCTOR	PROJECT BASED	COORDINATOR	HONORARIUM BASED	TOTAL
ANTI SQUATTING	0	0	0	0	0	0	0	0	0	98	98
BANTAY BAYAN	0	0	0	0	0	0	0	0	0	2150	2150
BANTAY ESTUDYANTE	0	0	0	0	0	0	0	0	0	257	257
BARANGAY POPULATION MANAGER	0	0	0	0	0	0	0	0	0	118	118
BARANGAY HEALTH WORKERS	0	0	0	0	0	0	0	0	0	349	349
BANTAY PAMAYANAN LABAN SA DROGA	0	0	0	0	0	0	0	0	0	1759	1759
PAMANTASAN NG LUNGSOD NG VALENZUELA	0	0	0	0	0	0	251	0	0	0	251
VALENZUELA POLYTECHNIC COLLEGE	0	0	0	0	0	0	71	0	0	0	71
GRAND TOTAL	0	0	0	0	0	0	322	0	0	4731	5053

SOURCE: HUMAN RESOURCE & MANAGEMENT OFFICE



TABLE 246. NUMBER OF VOTERS PER BARANGAY (DISTRICT I)

BARANGAY	TOTAL NO. OF ESTABLISHED PRECINCTS	TOTAL NO. OF CLUSTERED PRECINCTS	CLUSTERED PRECINCTS	REGISTERED VOTERS	POLLING PLACE	ADDRESS
ARKONG BATO	34	8	0001A - 0022P2	6,177	P.R. SAN DIEGO ELEMENTARY SCHOOL	SAN DIEGO ST.
BALANGKAS	43	12	0023A - 0042P2	8,072	ARCADIO DEATO ELEMENTARY SCHOOL	ILANG-ILANG ST.
BIGNAY	53	13	0043A - 0045P4	9,844	DISIPLINA VILLAGE BIGNAY ELEMENTARY SCHOOL	BLOCK 1 DISIPLINA VILLAGE
	58	14	0046A - 0057P3	10,477	ROBERTA DE JESUS ELEMENTARY SCHOOL	HULO ST.
BISIG	7	2	0058A - 0061P1	1,142	PIO VALENZUELA ELEMENTARY SCHOOL	M.H. DEL PILAR ST.
CANUMAY EAST	53	11	0099A - 0129P2	8,594	CANUMAY EAST ELEMENTARY SCHOOL	D. BONIFACIO ST.
CANUMAY WEST	83	21	0062A - 0098P3	15,358	CANUMAY WEST ELEMENTARY SCHOOL	L. SAN DIEGO ST.
COLOONG	40	10	0130A - 0151P2	7,149	COLOONG ELEMENTARY SCHOOL	COLOONG ROAD
DALANDANAN	77	16	0152A - 0199P3	13,289	DALANDANAN ELEMENTARY SCHOOL	VILLANUEVA ST. SUMILANG SUBD.
ISLA	20	5	0200A - 0208P1	3,624	ISLA ELEMENTARY SCHOOL	ISLA ROAD
LAWANG BATO	70	16	0209A - 0235P2	12,014	LAWANG BATO ELEMENTARY SCHOOL	CENTRO ST.
LINGUNAN	67	17	0236A - 0262P3	12,594	LINGUNAN ELEMENTARY SCHOOL	P. GREGORIO ST.
MABOLO	10	2	0263A - 0267P1	1,594	PIO VALENZUELA ELEMENTARY SCHOOL	M.H. DEL PILAR ST.
MALANDAY	66	16	0268A - 0308P2	11,662	ANDRES FERNANDO ELEMENTARY SCHOOL	M.H. DEL PILAR ST.
MALINTA	127	31	0309A - 0394P5	23,389	MALINTA ELEMENTARY SCHOOL	A. PABLO ST.
(PINALAGAD)	26	7	0395A - 0407P1	5,052	PINALAGAD ELEMENTARY SCHOOL ANNEX	PINAGPALA ST., PINALAGAD
PALASAN	24	6	0408A - 0422P1	4,406	PIO VALENZUELA ELEMENTARY SCHOOL	M.H. DEL PILAR ST.
PARIANCILLO VILLA	10	2	0423A - 0427P1	1,587	POLO NATIONAL HIGH SCHOOL	M.H. DEL PILAR ST.
PASOLO	30	7	0428A - 0445P1	5,332	PASOLO ELEMENTARY SCHOOL	PASOLO ROAD
POBLACION	4	1	0446A - 0446P1	581	POLO NATIONAL HIGH SCHOOL	M.H. DEL PILAR ST.
PULO	7	2	0447A - 0449P1	1,064	PIO VALENZUELA ELEMENTARY SCHOOL	M.H. DEL PILAR ST.
PUNTURIN	20	5	0450A - 0459P1	3,361	PUNTURIN ELEMENTARY SCHOOL	3S CENTER, P. FAUSTINO ST.
	45	11	0460A - 0469P2	8,316	PUNTURIN SENIOR HIGH SCHOOL	3S CENTER, P. FAUSTINO ST.
RINCON	33	7	0470A - 0486P1	5,268	RINCON ELEMENTARY SCHOOL	RINCON ROAD
TAGALAG	14	3	0487A - 0493P1	2,281	TAGALAG ELEMENTARY SCHOOL	TAGALAG ROAD
VIENTE REALES (PALTOK)	52	12	0494A - 0519P2	8,825	PALTOK ELEMENTARY SCHOOL	T. SANTIAGO ST.
(TUGATOG)	30	7	0520A - 0538P1	5,157	LUIS FRANCISCO ELEMENTARY SCHOOL	T. SANTIAGO ST.
WAWANG PULO	19	4	0539A - 0545P1	3,085	WAWANG PULO ELEMENTARY SCHOOL	F. ANDAYA ST.
TOTAL	1,122	268		199,294	24	

SOURCE: COMMISSION ON ELECTIONS - FIRST DISTRICT, CITY OF VALENZUELA



TABLE 247. NUMBER OF VOTERS PER BARANGAY (DISTRICT II)

BARANGAY	TOTAL NO. OF ESTABLISHED PRECINCTS	TOTAL NO. OF CLUSTERED PRECINCTS	CLUSTERED PRECINCTS	REGISTERED VOTERS	POLLING PLACE	ADDRESS
BAGBAGUIN	87	20	0546A - 0581P2	13,614	ANDRES MARIANO ELEM. SCHOOL	GEN. LUIS ST.
KARUHATAN	52	11	0582A - 0606A	7,513	CARUHATAN WEST ELEM. SCHOOL	GEN. LUNA ST.
			0680A - 0684P1			
	70	15	0607A - 0642P2	10,559	DICT-ICT LITERACY AND COMPETENCY DEVELOPMENT BUREAU	MAC ARTHUR HIGHWAY
	59	13	0643A - 0664P2	9,348	CARUHATAN EAST ELEM. SCHOOL	ILANG-ILANG ST.
	35	8	0665A - 0679P1	5,718	FEBIAS COLLEGE OF BIBLE	KARUHATAN ROAD
GEN. T. DE LEON	27	6	0685A - 0709P1	4,628	BITIK ELEM. SCHOOL	TAMARRAW HILLS
	70	16	0710A - 0741P2	11,766	SANTIAGO A. DE GUZMAN ELEMENTARY SCHOOL	KAREN AVE., TAÑADA SUBD.
	136	33	0742A - 0821P5	24,192	GEN.T.DE LEON ELEM. SCHOOL	GEN. T. DE LEON ROAD
	58	13	0822A - 0834P2	10,135	GEN.T.DE LEON NATIONAL HIGH SCHOOL	MERCADO ST. COR. GEN.T. DE LEON ROAD
	24	6	0835A - 0841P1	4,293	ANTONIO M. SERAPIO ELEMENTARY SCHOOL	C. DE LEON ST. BOUNDARY OF GEN.T. DE LEON AND UGONG
	28	7	0842A - 0842P1	5,523	JUSTICE ELIEZER DELOS SANTOS NATIONAL HIGH SCHOOL	1011 C. DE LEON ST. BOUNDARY OF GEN. T. DE LEON AND UGONG
MAPULANG LUPA	79	18	0843A - 0871P2	13,514	APOLONIA F. RAFAEL ELEM. SCHOOL	STO.ROSARIO ST.
	28	7	0872A - 0881P1	5,039	MAPULANG LUPA NATIONAL HIGH SCHOOL	PABAYA ST. EXT.
MARULAS	62	14	0882A - 0892B	10,226	MARULAS CENTRAL ELEM. SCHOOL	PIO VALENZUELA ST.
			0966A - 0969B			
			1017A - 1038P2			
	46	11	0893A - 0902B	7,273	SERRANO ELEM. SCHOOL	SERRANO ST., SERRANO SUBD.
			0915A - 0931P2			
	16	4	0903A - 0914P1	2,696	CARUHATAN NATIONAL HIGH SCHOOL	ARTY SUBD.
	40	9	0932A - 0956P2	6,409	DOÑA ATA ELEM. SCHOOL	DOÑA ATA SUBD.
	52	12	0957A - 0965B	8,240	CONSTANTINO ELEM. SCHOOL	CONSTANTINO SUBD.
0970A - 0991P2						
46	11	0992A - 1016P1	7,583	SAN MIGUEL HEIGHTS ELEM. SCHOOL	ROAD 3, SAN MIGUEL HEIGHTS	
17	4	1039A - 1047P1	2,821	MARULAS NATIONAL HIGH SCHOOL	A. FERNANDO ST.	
MAYSAN	58	14	1048A - 1060P2	58	MAYSAN ELEM. SCHOOL	MAYSAN ROAD
	31	6	1061A - 1079P1	31	MAYSAN NATIONAL HIGH SCHOOL	MAYSAN ROAD
	32	7	1080A - 1092P1	32	STO. ROSARIO ELEM. SCHOOL	SITIO STO. ROSARIO
PARADA	83	18	1093A - 1122P2	83	PARADA ELEM. SCHOOL	PARADA ROAD
PASO DE BLAS	28	6	1123A - 1035P1	28	PASO DE BLAS ELEM. SCHOOL	P. SANTIAGO STREET
	46	10	1036A - 1055P2	46	PASO DE BLAS NATIONAL HIGH SCHOOL	# 0027 PASO DE BLAS ST. TCL
UGONG	171	41	1156A - 1199P5	171	SILVESTRE LAZARO ELEM. SCHOOL	QUE GRANDE STREET
TOTAL	1,481	340		171,539	27	

SOURCE: COMMISSION ON ELECTIONS - SECOND DISTRICT, CITY OF VALENZUELA



Ecological Profile 2021

TABLE 248 ANNUAL BUDGET REPORT 2021

PARTICULARS	ACCOUNT CODE	INCOME CLASSIFICATION	PAST YEAR	CURRENT YEAR APPROPRIATION		TOTAL	BUDGET YEAR (PROPOSED) 2020
			(ACTUAL)	FIRST SEMESTER	SECOND SEMESTER		
			2018	2019	2019		
1	2	3	4	5	6	7	8
I. BEGINNING CASH BALANCES							
II. RECEIPTS							
A							
1. Tax Revenue							
a. Real Property Tax		R	680,320,598.38	442,146,279.74	327,853,720.26	770,000,000.00	964,000,000.00
b. Other Local Taxes		R	1,135,768,703.31	844,030,112.47	318,900,582.53	1,162,930,695.00	1,262,930,695.00
Total Tax Revenue			1,816,089,301.69	1,286,176,392.21	646,754,302.79	1,932,930,695.00	2,226,930,695.00
2. Non-Tax Revenue							
a. Regulatory Fees		R	169,160,449.31	127,060,330.30	123,127,669.70	250,188,000.00	245,188,000.00
b. Service/User Charges		R	263,763,094.13	185,919,318.57	6,430,681.43	192,350,000.00	358,251,250.00
c. Receipts from Economic Enterprise		R	75,687,476.81	27,233,758.69	108,667,491.31	135,901,250.00	13,263,600.00
d. Other Receipts		NR	15,908,027.40	21,826,517.75	9,772,232.25	31,598,750.00	16,625,334.00
Total Non-Tax Revenue			524,519,047.65	362,039,925.31	247,998,074.69	610,038,000.00	633,328,184.00
B. External Sources							
1. Internal Revenue Allotment		R	1,159,209,984.00	635,675,532.00	640,111,110.00	1,275,786,642.00	1,433,496,458.00
2. Share from GOCCs (PAGCOR/PCSO)		R	3,062,814.04		6,244,663.00	6,244,663.00	6,244,663.00
3. Share from EVAT							
4. Extraordinary Receipts/ Grants/Donations							
a. Grants & Donations		NR	1,300,000.00				
b. Gain on Sale of Assets							
Total External Resources			1,163,572,798.04	635,675,532.00	646,355,773.00	1,282,031,305.00	1,439,741,121.00
C. Capital Investment Receipt							
1. Collection of Loans Receivables (Principal)		NR					
D. Receipts from Loans and Borrowings							
1. Loans (Domestic)		NR	375,197,123.18				
TOTAL RECEIPTS			3,879,378,270.56	2,283,891,849.52	1,541,108,150.48	3,825,000,000.00	4,300,000,000.00
III. EXPENDITURES							
Personal Services							
Salaries & Wages - Regular Employees	5-01-01-010		241,285,320.20	136,405,876.54	251,915,302.33	388,321,178.87	444,886,274.00
Salaries & Wages - Casual/Cont. Employees	5-01-01-020		274,563,909.58	145,084,397.36	205,707,504.64	350,791,902.00	373,546,182.00
Salaries & Wages - Part Time	5-01-01-020		44,915,779.56	16,774,888.40	34,149,842.67	50,924,731.07	48,000,000.00
Personal Economic Relief Allowance - Reg.	5-01-02-010-1		13,941,355.48	7,216,122.89	15,033,351.54	22,249,474.43	23,902,000.00
V							
Personal Economic Relief Allow. - Cas/Cont.	5-01-02-010-2		35,585,406.62	18,560,159.04	21,805,787.96	40,365,947.00	42,792,000.00
Representation Allowance	5-01-02-020		4,900,250.00	2,460,800.00	3,510,400.00	5,971,200.00	6,511,200.00
Transportation Allowance	5-01-02-030		3,091,250.00	1,526,800.00	2,662,400.00	4,189,200.00	4,729,200.00
Clothing/Uniform Allowance - Regular	5-01-02-040-1		3,469,733.86	3,554,428.49	1,996,571.51	5,551,000.00	6,036,000.00
Clothing/Uniform Allowance - Casual/Cont.	5-01-02-040-2		8,844,296.22	9,374,817.74	693,182.26	10,068,000.00	10,698,000.00
Subsistence Allowance	5-01-02-050		9,330,225.00	3,929,300.00	21,501,828.00	25,431,128.00	11,066,000.00
Laundry Allowance	5-01-02-060		1,271,567.68	542,798.05	820,001.95	1,362,800.00	1,056,600.00
Honoraria	5-01-02-100		-	-	-	-	3,500,000.00
Hazard Pay	5-01-02-110		57,981,042.82	27,647,551.00	33,891,480.00	61,539,031.00	84,945,314.00
Longevity Pay	5-01-02-120		1,587,314.38	568,190.00	1,294,310.00	1,862,500.00	1,577,831.00
Overtime & Night Pay	5-01-02-130		19,429,133.43	9,638,780.86	14,107,452.14	23,746,233.00	27,280,000.00
Year End Bonus - Regular	5-01-02-140-1		40,053,411.90	22,833,957.18	10,333,032.82	33,166,990.00	37,073,864.00
Year End Bonus - Casual/Contractual	5-01-02-140-2		46,513,800.15	23,246,396.90	6,295,587.10	29,541,984.00	31,128,849.00
Cash Gift - Regular	5-01-02-150-1		2,968,750.00	28,000.00	4,617,000.00	4,645,000.00	5,030,000.00
Cash Gift - Casual/Contractual	5-01-02-150-2		7,345,750.00	5,500.00	8,389,500.00	8,395,000.00	8,910,000.00
Other Bonuses & Allowances	5-01-02-990-1		3,188,500.00	57,312.00	-	57,312.00	-
Ret. & Life Insurance Contribution - Regular	5-01-03-010-1		28,646,096.79	16,203,170.41	31,593,753.21	47,796,923.62	53,386,378.00
Ret. & Life Insurance Cont. - Casual/Cont.	5-01-03-010-2		34,528,237.40	18,698,322.37	23,842,151.63	42,540,474.00	44,825,558.00
Pag-Ibig Contribution - Regular	5-01-03-020-1		3,343,543.65	1,830,514.29	6,128,789.64	7,959,303.93	8,897,756.00
Pag-Ibig Contribution - Casual/Contractual	5-01-03-020-2		3,106,744.96	1,659,657.35	5,430,440.65	7,090,098.00	7,470,947.00
PhilHealth Contribution - Regular	5-01-03-030-1		2,581,444.31	1,375,324.80	4,597,460.60	5,972,785.40	6,673,725.00
PhilHealth Contribution - Casual/Contractual	5-01-03-030-2		3,846,301.27	2,070,783.12	3,255,003.88	5,325,787.00	5,603,214.00
ECI Premiums - Regular	5-01-03-040-1		698,852.86	362,233.99	751,120.85	1,113,354.84	1,206,000.00
ECI Premiums - Casual/Contractual	5-01-03-040-2		1,780,708.78	927,918.96	1,086,881.04	2,014,800.00	2,139,600.00
Terminal Leave Benefits	5-01-04-030		31,855,015.83	2,432,103.05	18,279,896.95	20,712,000.00	24,240,000.00
Other Personnel Benefits	5-01-04-990		51,795,000.00	11,500.00	-	11,500.00	-
TOTAL PERSONAL SERVICES			982,448,742.73	475,027,604.79	733,690,033.37	1,208,717,638.16	1,327,112,492.00

(more)



Ecological Profile 2021

Maintenance and Other Operating Expenses							
Traveling Expenses - Local	5-02-01-010		1,542,937.12	881,234.28	1,329,936.72	2,211,171.00	2,869,000.00
Traveling Expenses - Foreign	5-02-01-020			-	200,000.00	200,000.00	500,000.00
Training Expenses	5-02-02-010		20,684,023.03	5,825,564.25	17,124,464.75	22,950,029.00	26,080,000.00
Scholarship Grants/ Expenses	5-02-02-020		15,412,500.00	4,680,000.00	9,320,000.00	14,000,000.00	14,000,000.00
Office Supplies Expenses	5-02-03-010		26,615,181.88	14,706,189.10	14,393,810.90	29,100,000.00	33,789,627.00
Accountable Forms Expenses	5-02-03-020		5,304,055.00	2,420,036.00	5,485,464.00	7,905,500.00	8,504,724.00
Animal/ Zoological Supplies Expenses	5-02-03-040		314,695.00	154,470.00	937,090.00	1,091,560.00	1,700,000.00
Food Supplies Expenses	5-02-03-050		11,114,748.48	2,437,293.75	10,035,957.25	12,473,251.00	18,740,000.00
Agricultural & Marine Supplies Expenses	5-02-03-100		78,650.00	500,185.00	345	500,530.00	1,000,000.00
Drugs and Medicines Expenses	5-02-03-070		51,928,504.57	40,040,717.74	36,512,620.26	76,553,338.00	74,223,773.00
VI							
Medical, Dental & Laboratory Supplies Exp.	5-02-03-080		28,720,301.37	15,858,461.63	31,889,839.37	47,748,301.00	55,512,682.00
Fuel, Oil & Lubricants Expenses	5-02-03-090		56,602,997.43	37,125,027.75	10,574,972.25	47,700,000.00	62,850,000.00
Chemical & Filtering Supplies Expenses	5-02-03-130		15,502,716.09	628,575.00	9,300,825.00	9,929,400.00	10,551,300.00
Other Supplies and Materials Expenses	5-02-03-990		159,228,461.84	51,184,165.20	75,084,418.80	126,268,584.00	121,410,156.00
Water Expenses	5-02-04-010		47,064,053.76	23,050,094.27	20,829,905.73	43,880,000.00	49,340,000.00
Electricity Expenses	5-02-04-020		117,434,131.32	73,688,269.19	57,009,230.81	130,697,500.00	162,151,705.00
Postage and Courier Services	5-02-05-010		241,138.00	706,301.00	831,899.00	1,538,200.00	2,408,600.00
Telephone Expenses	5-02-05-020		17,282,617.22	5,487,695.58	8,997,180.42	14,484,876.00	13,144,876.00
Internet Subscription Expenses	5-02-05-030		3,121,794.89	4,652,357.86	2,796,442.14	7,448,800.00	11,648,800.00
Cable, Satellite, Telegraph and Radio Exp.	5-02-05-040		72,525.83	29,820.00	80,180.00	110,000.00	114,000.00
Awards/ Rewards Expenses	5-02-06-010		1,480,000.00	1,200,000.00	540,000.00	1,740,000.00	1,760,000.00
Extraordinary and Miscellaneous Expenses	5-02-10-030		11,949,603.05	8,546,002.88	3,453,997.12	12,000,000.00	13,000,000.00
Consultancy Expenses	5-02-11-030		33,280,741.41	16,042,415.96	10,948,644.04	26,991,060.00	32,525,297.00
Other Professional Services	5-02-11-990		236,049,043.04	110,416,417.00	117,018,944.00	227,435,361.00	272,996,811.00
Environment/ Sanitary Services	5-02-12-010		170,628,159.32	84,450,362.18	78,166,686.82	162,617,049.00	162,742,789.00
Security Services	5-02-12-030		40,223,125.00	16,976,221.15	23,966,278.85	40,942,500.00	50,864,000.00
Other General Services	5-02-12-990		204,029,689.72	94,246,121.92	127,010,977.08	221,257,099.00	220,472,926.00
Repair and Maintenance- Infrastructure Assets	5-02-13-030						
01- Road Networks			24,488,916.46	7,113,029.30	17,592,850.20	24,705,879.50	27,500,000.00
02- Flood Control			8,355,051.00	3,439,190.00	6,560,810.00	10,000,000.00	10,000,000.00
08- Parks, Plazas and Monuments			2,761,882.80	746,366.00	1,584,630.00	2,330,996.00	5,000,000.00
Repair and Maintenance- Bldg. & Other Structures	5-02-13-040						
01- Building			51,217,667.61	3,010,418.00	14,019,903.67	17,030,321.67	29,000,000.00
02- School Building			1,126,487.12	1,310,410.89	239,589.11	1,550,000.00	-
03- Hospital and Health Centers			3,015,476.54	40,975.00	759,025.00	800,000.00	800,000.00
99-Other Structures			6,160,745.63	876,702.20	256,135.63	1,132,837.83	3,132,837.00
Repair and Maintenance- Machinery & Equip.	5-02-13-050						
02- Office Equipment			3,960,098.59	2,114,920.46	1,645,079.54	3,760,000.00	5,160,000.00
03- ICT Equipment			18,650.00	-	832,000.00	832,000.00	860,000.00
08- Construction & Heavy Equipment			16,207,095.00	10,746,251.04	9,903,748.96	20,650,000.00	23,000,000.00
10- Military, Police & Security Equipment			-	-	-	-	500,000.00
11- Medical Equipment			-	-	1,050,000.00	1,050,000.00	1,050,000.00
99- Other Machinery & Equipment			5,670.00	14,000.00	86,000.00	100,000.00	100,000.00
Repair and Maintenance- Transportation Equip.	5-02-13-060						
01- Motor Vehicles			13,087,954.09	6,239,901.17	11,960,098.83	18,200,000.00	22,100,000.00
Repair and Maintenance- Furniture & Fixtures	5-02-13-070		205,700.00	-	-	-	250,000.00
Repair and Maintenance- OPPE	5-02-13-990						
02- Other Property, Plant & Equipment			2,225,487.40	1,863,887.60	1,048,232.40	2,912,120.00	4,920,000.00
VII							
Subsidy-Others	5-02-14-990			350,000.00	250,000.00	600,000.00	3,200,000.00
Taxes, Duties & Licenses	5-02-16-010		11,898,847.47	860,845.35	3,981,854.65	4,842,700.00	5,971,300.00
Fidelity Bond Premium	5-02-16-020		504,975.00	367,813.36	732,186.64	1,100,000.00	1,100,000.00
Insurance Expenses	5-02-16-030		11,135,256.16	6,866,544.72	2,133,455.28	9,000,000.00	15,700,000.00
Advertising Expenses	5-02-99-010		7,508,205.55	3,271,027.76	3,288,972.24	6,560,000.00	9,560,000.00
Printing & Publication Expenses	5-02-99-020		34,150,200.50	38,683,496.50	8,644,263.50	47,327,760.00	63,341,160.00
Representation Expenses	5-02-99-030		40,761,510.35	12,761,771.42	16,360,288.58	29,122,060.00	32,819,620.00
Rent Expenses	5-02-99-050		16,132,567.19	7,366,818.24	7,329,919.76	14,696,738.00	13,643,800.00
Membership Dues to Organizations	5-02-99-060		327,000.00	280,000.00	711,302.00	991,302.00	961,000.00
Subscription Expenses	5-02-99-070		257,689.64	112,291.84	826,788.16	939,080.00	1,251,333.00
Donations	5-02-99-080		112,650,517.98	81,588,768.16	29,390,610.84	110,979,379.00	133,172,000.00
Other Maintenance & Operating Expenses	5-02-99-990		76,525,507.64	30,476,118.44	54,387,197.40	84,863,315.84	89,660,209.00
Bank Charges	5-03-01-040		46,991.31	-	60,000.00	60,000.00	60,000.00
TOTAL MOOE			1,720,642,545.40	836,435,546.14	869,475,052.70	1,705,910,598.84	1,928,714,325.00
Capital Outlay							
Other Land Improvements	1-07-02-990		-	-	-	-	7,600,000.00
Road Networks	1-07-03-010		7,868,163.84	-	-	-	2,000,000.00
Power Supply	1-07-03-050		-	-	-	-	-
Buildings	1-07-04-010		3,304,190.30	-	14,339,828.17	14,339,828.17	-
Hospital & Health Centers	1-07-04-030		1,036,187.42	-	-	-	-
Other Structures	1-07-04-990		-	-	10,100,000.00	10,100,000.00	500,000.00
Office Equipment	1-07-05-020		6,596,978.72	5,037,409.00	1,415,691.00	6,453,100.00	9,000,000.00
Information & Communication Tech. Equip.	1-07-05-030		6,134,476.00	2,273,528.80	3,122,785.20	5,396,314.00	8,435,000.00

(more)



Ecological Profile 2021

	Construction & Heavy Equipments	1-07-05-080	19,005,000.00		-		
	Medical Equipment	1-07-05-110	1,303,158.57	1,254,507.00	340,693.00	1,595,200.00	8,000,000.00
	Technical & Scientific Equipment	1-07-05-140	4,597,000.00		750,000.00	750,000.00	1,000,000.00
	Motor Vehicles	1-07-06-010	24,775,734.92		1,650,000.00	1,650,000.00	
	Furniture & Fixtures	1-07-07-010	6,315,334.42	4,452,703.98	1,095,996.02	5,548,700.00	8,694,500.00
	Books	1-07-07-020	1,033,687.26	1,132,081.81	1,368,958.19	2,501,040.00	3,450,000.00
	Work/ Zoo Animals	1-07-99-010	-	78,000.00	22,000.00	100,000.00	450,000.00
	Other Property, Plant & Equipment	1-07-99-990	23,005,232.50	5,318,899.00	9,227,286.83	14,546,185.83	13,237,500.00
	Computer Software	1-09-01-020	4,914,769.24	2,943,899.48	1,408,686.52	4,352,586.00	11,900,000.00
	TOTAL CAPITAL OUTLAY		109,889,913.19	22,491,029.07	44,841,924.93	67,332,954.00	74,267,000.00
VIII							
	Special Purpose Appropriations (SPAs)						
	Community Development Fund		45,754,630.11	6,484,030.00	248,673,299.00	255,157,329.00	286,699,292.00
	Local Disaster Risk Reduction & Mgmt Fund		107,426,681.28	17,166,857.00	171,253,206.00	188,420,063.00	214,168,734.00
	Loan Amortization and Interest on Loan		325,229,274.09	180,582,692.75	119,417,307.25	300,000,000.00	350,000,000.00
	Financial Assistance to Barangays	5-02-14-030	1,650,000.00	-	1,650,000.00	1,650,000.00	1,650,000.00
	MMDA Contributions	5-02-14-020	95,824,000.00	24,249,000.00	72,562,417.00	96,811,417.00	116,388,157.00
	Tax on Interest Income	5-02-16-010	89,438.64	32,112.31	967,887.69	1,000,000.00	1,000,000.00
	TOTAL S.P.A		575,974,024.12	228,514,692.06	614,524,116.94	843,038,809.00	969,906,183.00
	TOTAL EXPENDITURES		3,388,955,225.44	1,562,468,872.06	2,262,531,127.94	3,825,000,000.00	4,300,000,000.00
	IV. ENDING BALANCE		490,423,045.12	721,422,977.46	-721,422,977.46	-	-

SOURCE: CITY ACCOUNTING OFFICE



TABLE 249. STATEMENT OF CASH FLOWS 2021

CITY GOVERNMENT OF VALENZUELA	
STATEMENT OF CASH FLOWS	
GENERAL FUND	
(IN PHILIPPINE PESO)	
FOR THE QUARTER ENDED DECEMBER 31, 2020	
CASH FLOWS FROM OPERATING ACTIVITIES	
CASH INFLOWS	
Collection from taxpayers	2,151,010,825.85
Share from Internal Revenue Allotment	1,426,674,991.00
Receipts from business/service income	534,936,512.58
Other Receipts	1,843,788,300.06
TOTAL CASH INFLOWS	5,956,410,629.49
CASH OUTFLOWS	
Payments to suppliers and creditors	2,449,911,639.79
Payment to employees	1,461,427,885.17
Interest Expense	39,859,382.45
Other Expense	1,720,970,741.86
Total Cash Outflows	5,672,169,649.27
NET CASH PROVIDED BY OPERATING ACTIVITIES	284,240,980.22
CASH FLOWS FROM INVESTING ACTIVITIES	
CASH INFLOWS	
Proceeds from Sale/Disposal of Property, Plant and Equipment	806,325.00
TOTAL CASH INFLOWS	806,325.00
CASH OUTFLOWS	
Purchase /Construction of Property, Plant and Equipment	445,327,002.82
Purchase of Intangible Assets	13,944,156.00
TOTAL CASH OUTFLOWS	459,271,158.82
NET CASH PROVIDED BY INVESTING ACTIVITIES	-458,464,833.82
CASH FLOWS FROM FINANCING ACTIVITIES	
CASH INFLOWS	
Proceeds from Loans	256,841,120.56
TOTAL CASH INFLOWS	256,841,120.56
CASH OUTFLOWS	
Payment of loan amortization	127,768,715.52
Payment of Doc. Stamp on Loan	1,926,312.61
Total Cash Outflows	129,695,028.13
NET CASH PROVIDED BY FINANCING ACTIVITIES	127,146,092.43
TOTAL CASH PROVIDED BY OPERATING, INVESTING AND FINANCING ACTIVITIES	-47,077,761.17
CASH AND CASH EQUIVALENTS, JANUARY 1, 2020	76,757,367.91
CASH AND CASH EQUIVALENTS, DECEMBER 31, 2020	29,679,606.74

SOURCE: CITY ACCOUNTING OFFICE



TABLE 250. STATEMENT OF RECEIPTS AND EXPENDITURES 2021

STATEMENT OF RECEIPTS AND EXPENDITURES					
LGU:	VALENZUELA CITY, METRO MANILA				
Period Covered:	2021				
PARTICULARS	INCOME TARGET/ BUDGET APPROPRIATION	GENERAL FUND	SEF	TOTAL	
LOCAL SOURCES	3,567,080,346.00	2,780,639,399.75	705,833,150.25	3,486,472,550.00	
TAX REVENUE	2,908,570,695.00	2,198,087,135.43	705,803,618.53	2,903,890,753.96	
<i>Real Property Tax</i>	1,664,000,000.00	817,864,258.82	705,803,618.53	1,523,667,877.35	
<i>Tax on Business</i>	1,144,060,000.00	1,252,526,030.43	0	1,252,526,030.43	
<i>Other Taxes</i>	100,510,695.00	127,696,846.18	0	127,696,846.18	
NON-TAX REVENUE	658,509,651.00	582,552,264.32	29,531.72	582,581,796.04	
<i>Regulatory Fees (Permits and Licenses)</i>	386,238,000.00	315,171,712.69	0	315,171,712.69	
<i>Service/User Charges (Service Income)</i>	238,561,250.00	194,575,398.60	0	194,575,398.60	
<i>Receipts from Economic Enterprises (Business Income)</i>	10,263,600.00	10,835,377.32	0	10,835,377.32	
<i>Other Receipts (Other General Income)</i>	23,446,801.00	61,969,775.71	29,531.72	61,999,307.43	
EXTERNAL SOURCES	1,432,919,654.00	1,554,507,037.24	0	1,554,507,037.24	
<i>Internal Revenue Allotment</i>	1,426,674,991.00	1,426,674,990.96	0	1,426,674,990.96	
<i>Other Shares from National Tax Collections</i>	6,244,663.00	1,175,648.96	0	1,175,648.96	
<i>Inter-Local Transfers</i>	0	0	0	0	
<i>Extraordinary Receipts/Grants/Donations/Aids</i>	0.00	126,656,397.32	0	126,656,397.32	
TOTAL CURRENT OPERATING INCOME	5,000,000,000.00	4,335,146,436.99	705,833,150.25	5,040,979,587.24	
ADD: SUPPLEMENTAL BUDGET (UNAPPROPRIATED SURPLUS) FOR CURRENT OPERATING EXPENDITURES	362,107,290.11	0	0	0	
TOTAL AVAILABLE FOR CURRENT OPERATING EXPENDITURES	5,362,107,290.11	4,335,146,436.99	705,833,150.25	5,040,979,587.24	
LESS: CURRENT OPERATING EXPENDITURES (PS + MOOE + FE)					
<i>General Public Services</i>	2,077,343,359.23	2,046,154,182.78	0	2,046,154,182.78	
<i>Education, Culture & Sports/Manpower Development</i>	709,077,105.63	146,661,491.02	504,697,765.19	651,359,256.21	
<i>Health, Nutrition & Population Control</i>	572,711,209.77	548,345,109.72	0	548,345,109.72	
<i>Labor and Employment</i>	5,769,350.04	5,224,416.26	0	5,224,416.26	
<i>Housing and Community Development</i>	599,629,006.10	578,863,799.69	0	578,863,799.69	
<i>Social Services and Social Welfare</i>	161,571,120.54	154,212,821.11	0	154,212,821.11	
<i>Economic Services</i>	211,133,596.24	194,753,690.80	0	194,753,690.80	
<i>Debt Service (FE) (Interest Expense & Other Charges)</i>	63,421,912.34	40,285,695.06	9,896,561.73	50,182,256.79	
TOTAL CURRENT OPERATING EXPENDITURES	4,400,656,659.89	3,714,501,206.44	514,594,326.92	4,229,095,533.36	
NET OPERATING INCOME/(LOSS) FROM CURRENT OPERATIONS	961,450,630.22	620,645,230.55	191,238,823.33	811,884,053.88	
ADD: NON-INCOME RECEIPTS					
CAPITAL/INVESTMENT RECEIPTS	0	0.00	0	0.00	
<i>Proceeds from Sale of Assets</i>	0	0.00	0	0.00	
<i>Proceeds from Sale of Debt Securities of Other Entities</i>	0	0	0	0	
<i>Collection of Loans Receivables</i>	0	0	0	0	
RECEIPTS FROM LOANS AND BORROWINGS (Payable)	0	282,500,246.18	0.00	282,500,246.18	
<i>Acquisition of Loans</i>	0	282,500,246.18	0.00	282,500,246.18	
<i>Issuance of Bonds</i>	0	0	0	0	
OTHER NON-INCOME RECEIPTS	0	0	0	0	
TOTAL NON-INCOME RECEIPTS	0	282,500,246.18	0.00	282,500,246.18	
ADD: SUPPLEMENTAL BUDGET FOR CAPITAL OUTLAY	0	0	0	0	
TOTAL AMOUNT AVAILABLE FOR CAPITAL EXPENDITURES	0	282,500,246.18	0.00	282,500,246.18	
LESS: NON-OPERATING EXPENDITURES					
CAPITAL/INVESTMENT EXPENDITURES	537,391,542.37	89,372,926.73	107,726,249.97	197,099,176.70	
<i>Purchase/Construct of Property Plant and Equipment (Assets/Capital Outlay)</i>	537,391,542.37	89,372,926.73	107,726,249.97	197,099,176.70	
<i>Purchase of Debt Securities of Other Entities (Investment Outlay)</i>	0	0	0	0	

(more)



Ecological Profile 2021

<i>Grant/Make Loan to Other Entities (Investment Outlay)</i>	0	0	0	0
DEBT SERVICE (Principal Cost)	184,305,367.85	127,768,715.52	31,801,290.72	159,570,006.24
<i>Payment of Loan Amortization</i>	184,305,367.85	127,768,715.52	31,801,290.72	159,570,006.24
<i>Retirement/Redemption of Bonds/Debt Securities</i>	0	0	0	0
OTHER NON-OPERATING EXPENDITURES	239,753,720.00	239,598,822.78	0	239,598,822.78
TOTAL NON-OPERATING EXPENDITURES	961,450,630.22	456,740,465.03	139,527,540.69	596,268,005.72
NET INCREASE/(DECREASE) IN FUNDS	0	446,405,011.70	51,711,282.64	498,116,294.34
ADD: CASH BALANCE, BEGINNING	112,625,661.59	76,757,367.91	35,868,293.68	112,625,661.59
FUND/CASH AVAILABLE	112,625,661.59	523,162,379.61	87,579,576.32	610,741,955.93
<i>Less: Payment of Prior Year/s Accounts Payable</i>	0	0	0	0
CONTINUING APPROPRIATION	0	0.00	0	0.00
ADD: ADVANCE PAYMENT FOR RPT	0	0	0	0
FUND/CASH BALANCE, END	112,625,661.59	523,162,379.61	87,579,576.32	610,741,955.93
		GF	SEF	TOTAL
FUND/CASH BALANCE, END		523,162,379.61	87,579,576.32	610,741,955.93
<i>Amount set aside to finance projects with appropriations provided in the previous years (Continuing appropriations)</i>		0	0	0
<i>Amount set aside for payment of Accounts Payable</i>		0	0	0
<i>Amount set aside for Obligation not yet Due and Demandable</i>		0	0	0
<i>Amount Available for appropriations/operations</i>		523,162,379.61	87,579,576.32	610,741,955.93
<i>Total Assets (net of accumulated depreciation)</i>	0.00			
		CERTIFIED CORRECT:	ADELIA E. SORIANO	
			CITY TREASURER	

SOURCE: CITY TREASURER'S OFFICE



TABLE 251. SAP BENEFICIARIES

DISTRICT 1		OVERALL TOTAL					
BARANGAY	AMOUNT	TARGET		SERVED		UNCLAIMED	
		COUNT	AMOUNT	COUNT	AMOUNT	COUNT	AMOUNT
ARKONG BATO	1,000.00	72.00	72,000.00	47	47,000.00	25.00	25,000.00
	2,000.00	380.00	760,000.00	351.00	702,000.00	29.00	58,000.00
	3,000.00	765.00	2,295,000.00	726	2,178,000.00	39.00	117,000.00
	4,000.00	1,673.00	6,692,000.00	1600	6,400,000.00	73.00	292,000.00
TOTAL	2,890.00	9,819,000.00	2724	9,327,000.00	166.00	492,000.00	
BALANGKAS	1,000.00	110.00	110,000.00	91.00	91,000.00	19.00	19,000.00
	2,000.00	664.00	1,328,000.00	624	1,248,000.00	40.00	80,000.00
	3,000.00	1,000.00	3,000,000.00	952	2,856,000.00	48.00	144,000.00
	4,000.00	1,885.00	7,540,000.00	1783	7,132,000.00	102.00	408,000.00
TOTAL	3659	11,978,000.00	3450	11,327,000.00	209	651,000.00	
BIGNAY	1,000.00	121.00	121,000.00	108	108,000.00	13.00	13,000.00
	2,000.00	1,312.00	2,624,000.00	1,231.00	2,462,000.00	81.00	162,000.00
	3,000.00	2,307.00	6,921,000.00	2193	6,579,000.00	114	342,000.00
	4,000.00	5,679.00	22,716,000.00	5,441.00	21,764,000.00	238.00	952,000.00
TOTAL	9419	32,382,000.00	8973	30,913,000.00	446	1,469,000.00	
BISIG	1,000.00	10.00	10,000.00	9	9,000.00	1.00	1,000.00
	2,000.00	60.00	120,000.00	58.00	116,000.00	2.00	4,000.00
	3,000.00	80.00	240,000.00	76	228,000.00	4.00	12,000.00
	4,000.00	134.00	536,000.00	124	496,000.00	10.00	40,000.00
TOTAL	284.00	906,000.00	267	849,000.00	17.00	57,000.00	
CANUMAY EAST	1,000.00	62.00	62,000.00	49	49,000.00	13.00	13,000.00
	2,000.00	801.00	1,602,000.00	719	1,438,000.00	82.00	164,000.00
	3,000.00	1,860.00	5,580,000.00	1,760.00	5,280,000.00	100.00	300,000.00
	4,000.00	1,625.00	6,500,000.00	1,546.00	6,184,000.00	79.00	316,000.00
TOTAL	4,348.00	13,744,000.00	4,074.00	12,951,000.00	274.00	793,000.00	
CANUMAY WEST	1,000.00	311	311,000.00	243	243,000.00	68	68,000.00
	2,000.00	1104	2,208,000.00	1001	2,002,000.00	103.00	206,000.00
	3,000.00	1806	5,418,000.00	1698	5,094,000.00	108.00	324,000.00
	4,000.00	3411	13,644,000.00	3236	12,944,000.00	175	700,000.00
TOTAL	6632	21,581,000.00	6178	20,283,000.00	454	1,298,000.00	
COLOONG	1,000.00	53	53,000.00	43.00	43,000.00	10.00	10,000.00
	2,000.00	667	1,334,000.00	633.00	1,266,000.00	34.00	68,000.00
	3,000.00	873	2,619,000.00	844	2,532,000.00	29	87,000.00
	4,000.00	1437	5,748,000.00	1390	5,560,000.00	47	188,000.00
TOTAL	3030	9,754,000.00	2,910.00	9,401,000.00	120.00	353,000.00	
DALANDANAN	1,000.00	223	223,000.00	198	198,000.00	25	25,000.00
	2,000.00	907	1,814,000.00	853.00	1,706,000.00	54.00	108,000.00
	3,000.00	1333	3,999,000.00	1256	3,768,000.00	77	231,000.00
	4,000.00	2,412.00	9,648,000.00	2,292.00	9,168,000.00	120.00	480,000.00
TOTAL	4,875.00	15,684,000.00	4,599.00	14,840,000.00	276.00	844,000.00	
ISLA	1,000.00	20	20,000.00	18	18,000.00	2	2,000.00
	2,000.00	245	490,000.00	232	464,000.00	13	26,000.00
	3,000.00	359.00	1,077,000.00	347.00	1,041,000.00	12.00	36,000.00
	4,000.00	739.00	2,956,000.00	717.00	2,868,000.00	22.00	88,000.00
TOTAL	1363	4,543,000.00	1314	4,391,000.00	49	152,000.00	

(more)



Ecological Profile 2021

LAWANG BATO	1,000.00	250.00	250,000.00	178	178,000.00	72.00	72,000.00
	2,000.00	799.00	1,598,000.00	702.00	1,404,000.00	97.00	194,000.00
	3,000.00	1709	5,127,000.00	1,537.00	4,611,000.00	172.00	516,000.00
	4,000.00	3,150.00	12,600,000.00	2,994.00	11,976,000.00	156.00	624,000.00
TOTAL	5,908.00	19,575,000.00	5,411.00	18,169,000.00	497.00	1,406,000.00	
LINGUNAN	1,000.00	328	328,000.00	197	197,000.00	131	131,000.00
	2,000.00	942	1,884,000.00	856	1,712,000.00	86.00	172,000.00
	3,000.00	1491	4,473,000.00	1388	4,164,000.00	103	309,000.00
	4,000.00	2,969.00	11,876,000.00	2,798.00	11,192,000.00	171.00	684,000.00
TOTAL	5730	18,561,000.00	5239	17,265,000.00	491	1,296,000.00	
MABOLO	1,000.00	17	17,000.00	14.00	14,000.00	3.00	3,000.00
	2,000.00	90	180,000.00	87	174,000.00	3	6,000.00
	3,000.00	127	381,000.00	127	381,000.00	0	0
	4,000.00	198	792,000.00	193	772,000.00	5	20,000.00
TOTAL	432	1,370,000.00	421	1,341,000.00	11	29,000.00	
MALANDAY	1,000.00	396	396,000.00	355.00	355,000.00	41.00	41,000.00
	2,000.00	982.00	1,964,000.00	917	1,834,000.00	65	130,000.00
	3,000.00	1355	4,065,000.00	1289	3,867,000.00	66	198,000.00
	4,000.00	2743	10,972,000.00	2626	10,504,000.00	117	468,000.00
TOTAL	5476	17,397,000.00	5187	16,560,000.00	289	837,000.00	
MALINTA ELEM. SCH	1,000.00	110	110,000.00	86	86,000.00	24	24,000.00
	2,000.00	2263	4,526,000.00	2051	4,102,000.00	212	424,000.00
	3,000.00	1286	3,858,000.00	1192	3,576,000.00	94	282,000.00
	4,000.00	4502	18,008,000.00	4202	16,808,000.00	300	1,200,000.00
TOTAL	8161	26,502,000.00	7531	24,572,000.00	630	1,930,000.00	
MALINTA ST. JUDE	1,000.00	625	625,000.00	485	485,000.00	140	140,000.00
	2,000.00	229	458,000.00	199	398,000.00	30	60,000.00
	3,000.00	2536	7,608,000.00	2328	6,984,000.00	208	624,000.00
	4,000.00	2621	10,484,000.00	2388	9,552,000.00	233	932,000.00
TOTAL	6011	19,175,000.00	5400	17,419,000.00	611	1,756,000.00	
PALASAN	1,000.00	126	126,000.00	107	107,000.00	19	19,000.00
	2,000.00	393	786,000.00	374	748,000.00	19	38,000.00
	3,000.00	539	1,617,000.00	500	1,500,000.00	39	117,000.00
	4,000.00	1002	4,008,000.00	932	3,728,000.00	70	280,000.00
TOTAL	2060	6,537,000.00	1913	6,083,000.00	147	454,000.00	
PARIANCILLO VILLA	1,000.00	10	10,000.00	8	8,000.00	2	2,000.00
	2,000.00	64	128,000.00	63	126,000.00	1	2,000.00
	3,000.00	102	306,000.00	100	300,000.00	2	6,000.00
	4,000.00	272	1,088,000.00	269	1,076,000.00	3	12,000.00
TOTAL	448	1,532,000.00	440	1,510,000.00	8	22,000.00	
PASOLO	1,000.00	20	20,000.00	14	14,000.00	6	6,000.00
	2,000.00	317	634,000.00	296	592,000.00	21	42,000.00
	3,000.00	539	1,617,000.00	507	1,521,000.00	32	96,000.00
	4,000.00	1035	4,140,000.00	970	3,880,000.00	65	260,000.00
TOTAL	1911	6,411,000.00	1787	6,007,000.00	124	404,000.00	
POBLACION	1,000.00	1	1,000.00	1	1,000.00	0	0
	2,000.00	10	20,000.00	9	18,000.00	1	2,000.00
	3,000.00	12	36,000.00	11	33,000.00	1	3,000.00
	4,000.00	42	168,000.00	41	164,000.00	1	4,000.00
TOTAL	65	225,000.00	62	216,000.00	3	9,000.00	

(more)



Ecological Profile 2021

PULO	1,000.00	4	4,000.00	4	4,000.00	0	0
	2,000.00	53	106,000.00	52	104,000.00	1	2,000.00
	3,000.00	33	99,000.00	33	99,000.00	0	0
	4,000.00	172	688,000.00	167	668,000.00	5	20,000.00
TOTAL		262	897,000.00	256	875,000.00	6	22,000.00
PUNTURIN	1,000.00	83	83,000.00	68	68,000.00	15	15,000.00
	2,000.00	1207	2,414,000.00	1120	2,240,000.00	87	174,000.00
	3,000.00	2453	7,359,000.00	2294	6,882,000.00	159	477,000.00
	4,000.00	2556	10,224,000.00	2388	9,552,000.00	168	672,000.00
TOTAL		6299	20,080,000.00	5870	18,742,000.00	429	1,338,000.00
RINCON	1,000.00	33	33,000.00	23	23,000.00	10	10,000.00
	2,000.00	271	542,000.00	247	494,000.00	24	48,000.00
	3,000.00	449	1,347,000.00	423	1,269,000.00	26	78,000.00
	4,000.00	919	3,676,000.00	876	3,504,000.00	43	172,000.00
TOTAL		1672	5,598,000.00	1569	5,290,000.00	103	308,000.00
TAGALAG	1,000.00	16	16,000.00	15	15,000.00	1	1,000.00
	2,000.00	155	310,000.00	153	306,000.00	2	4,000.00
	3,000.00	215	645,000.00	207	621,000.00	8	24,000.00
	4,000.00	364	1,456,000.00	339	1,356,000.00	25	100,000.00
TOTAL		750	2,427,000.00	714	2,298,000.00	36	129,000.00
VEINTE REALES	1,000.00	221	221,000.00	191	191,000.00	30	30,000.00
	2,000.00	1103	2,206,000.00	1037	2,074,000.00	66	132,000.00
	3,000.00	1700	5,100,000.00	1645	4,935,000.00	55	165,000.00
	4,000.00	3444	13,776,000.00	3271	13,084,000.00	173	692,000.00
TOTAL		6468	21,303,000.00	6144	20,284,000.00	324	1,019,000.00
WAWANG PULO	1,000.00	10	10,000.00	9	9,000.00	1	1,000.00
	2,000.00	119	238,000.00	113	226,000.00	6	12,000.00
	3,000.00	265	795,000.00	260	780,000.00	5	15,000.00
	4,000.00	598	2,392,000.00	576	2,304,000.00	22	88,000.00
TOTAL		992	3,435,000.00	958	3,319,000.00	34	116,000.00

DISTRICT II		OVERALL TOTAL					
BARANGAY	AMOUNT	TARGET		SERVED		UNCLAIMED	
		COUNT	AMOUNT	COUNT	AMOUNT	COUNT	AMOUNT
BAGBAGUIN	1,000.00	221	221,000.00	183	183,000.00	38	38,000.00
	2,000.00	879	1,758,000.00	799	1,598,000.00	80	160,000.00
	3,000.00	1286	3,858,000.00	1194	3,582,000.00	92	276,000.00
	4,000.00	2112	8,448,000.00	1993	7,972,000.00	119	476,000.00
TOTAL		4498	14,285,000.00	4169	13,335,000.00	329	950,000.00
GTDL SDG	1,000.00	122	122,000.00	85	85,000.00	37	37,000.00
	2,000.00	1401	2,802,000.00	1354	2,708,000.00	47	94,000.00
	3,000.00	4902	14,706,000.00	4644	13,932,000.00	258	774,000.00
	4,000.00	5693	22,772,000.00	5244	20,976,000.00	449	1,796,000.00
TOTAL		12118	40,402,000.00	11327	37,701,000.00	791	2,701,000.00
GTDL BITIK	1,000.00	514	514,000.00	395	395,000.00	119	119,000.00
	2,000.00	3295	6,590,000.00	3013	6,026,000.00	282	564,000.00
	3,000.00	1650	4,950,000.00	1570	4,710,000.00	80	240,000.00
	4,000.00	5881	23,524,000.00	5662	22,648,000.00	219	876,000.00
TOTAL		11340	35,578,000.00	10640	33,779,000.00	700	1,799,000.00

(more)



Ecological Profile 2021

KARUHATAN	1,000.00	386	386,000.00	260	260,000.00	126	126,000.00
	2,000.00	2051	4,102,000.00	1851	3,702,000.00	200	400,000.00
	3,000.00	2954	8,862,000.00	2738	8,214,000.00	216	648,000.00
	4,000.00	5102	20,408,000.00	4820	19,280,000.00	282	1,128,000.00
TOTAL		10493	33,758,000.00	9669	31,456,000.00	824	2,302,000.00
MAPULANG LUPA	1,000.00	563	563,000.00	428	428,000.00	135	135,000.00
	2,000.00	1381	2,762,000.00	1243	2,486,000.00	138	276,000.00
	3,000.00	2355	7,065,000.00	2207	6,621,000.00	148	444,000.00
	4,000.00	4165	16,660,000.00	3964	15,856,000.00	201	804,000.00
TOTAL		8464	27,050,000.00	7842	25,391,000.00	622	1,659,000.00
MARULAS	1,000.00	706	706,000.00	596	596,000.00	110	110,000.00
	2,000.00	2944	5,888,000.00	2729	5,458,000.00	215	430,000.00
	3,000.00	3963	11,889,000.00	3760	11,280,000.00	203	609,000.00
	4,000.00	6711	26,844,000.00	6352	25,408,000.00	359	1,436,000.00
TOTAL		14324	45,327,000.00	13437	42,742,000.00	887	2,585,000.00
MAYSAN	1,000.00	247	247,000.00	202	202,000.00	45	45,000.00
	2,000.00	1159	2,318,000.00	1016	2,032,000.00	143	286,000.00
	3,000.00	1900	5,700,000.00	1758	5,274,000.00	142	426,000.00
	4,000.00	3184	12,736,000.00	2978	11,912,000.00	206	824,000.00
TOTAL		6490	21,001,000.00	5954	19,420,000.00	536	1,581,000.00
PARADA	1,000.00	248	248,000.00	198	198,000.00	50	50,000.00
	2,000.00	741	1,482,000.00	655	1,310,000.00	86	172,000.00
	3,000.00	1146	3,438,000.00	1062	3,186,000.00	84	252,000.00
	4,000.00	2119	8,476,000.00	2032	8,128,000.00	87	348,000.00
TOTAL		4254	13,644,000.00	3947	12,822,000.00	307	822,000.00
PASO DE BLAS	1,000.00	75	75,000.00	64	64,000.00	11	11,000.00
	2,000.00	673	1,346,000.00	612	1,224,000.00	61	122,000.00
	3,000.00	1074	3,222,000.00	1004	3,012,000.00	70	210,000.00
	4,000.00	2026	8,104,000.00	1890	7,560,000.00	136	544,000.00
TOTAL		3848	12,747,000.00	3570	11,860,000.00	278	887,000.00
UGONG	1,000.00	365	365,000.00	228	228,000.00	137	137,000.00
	2,000.00	1973	3,946,000.00	1781	3,562,000.00	192	384,000.00
	3,000.00	3231	9,693,000.00	3022	9,066,000.00	209	627,000.00
	4,000.00	7297	29,188,000.00	6916	27,664,000.00	381	1,524,000.00
TOTAL		12866	43,192,000.00	11947	40,520,000.00	919	2,672,000.00

TARGET		SERVED		UNCLAIMED	
COUNT	AMOUNT	COUNT	AMOUNT	COUNT	AMOUNT
89145	291,416,000.00	83391	274,232,000.00	5754	17,184,000.00
88695	286,984,000.00	82502	269,026,000.00	6193	17,958,000.00
15862	48,472,000.00	14913	46,051,000.00	949	2,421,000.00
193702	626,872,000.00	180806	589,309,000.00	12896	37,563,000.00

SOURCE: CITY SOCIAL WELFARE AND DEVELOPMENT OFFICE,
CITY TREASURER'S OFFICE

**TABLE 252. ORDINANCES RELATED TO SCHEDULE OF MARKET VALUE**

CLASSIFICATION		ORDINANCE
LAND	NUMBER	TITLE
Residential	013-1992	An Ordinance Adopting the Schedule of market Values of Real Properties in the Municipality of Valenzuela
Agricultural	013-1992	An Ordinance Adopting the Schedule of market Values of Real Properties in the Municipality of Valenzuela
Commercial	626-2019	An Ordinance Approving the Schedule of Market Values of Land for Commercial Classification and Basic Unit Construction Cost for Building and other Structures for the Revision of Real Property Assessments in Valenzuela City, pursuant to the provision of the Local Government Code and its Implementing Rules and Regulations and for other Purposes
	631-2019	An Ordinance Granting Tax Relief for Commercial Micro Small Medium Enterprise
Industrial	626-2019	An Ordinance Approving the Schedule of Market Values of Land for Commercial Classification and Basic Unit Construction Cost for Building and other Structures for the Revision of Real Property Assessments in Valenzuela City, pursuant to the provision of the Local Government Code and its Implementing Rules and Regulations and for other Purposes
BUILDING		TITLE
Residential	013-1992	An Ordinance Adopting the Schedule of market Values of Real Properties in the Municipality of Valenzuela
Agricultural	013-1992	An Ordinance Adopting the Schedule of market Values of Real Properties in the Municipality of Valenzuela
Commercial	626-2019	An Ordinance Approving the Schedule of Market Values of Land for Commercial Classification and Basic Unit Construction Cost for Building and other Structures for the Revision of Real Property Assessments in Valenzuela City, pursuant to the provision of the Local Government Code and its Implementing Rules and Regulations and for other Purposes
Industrial	626-2019	An Ordinance Approving the Schedule of Market Values of Land for Commercial Classification and Basic Unit Construction Cost for Building and other Structures for the Revision of Real Property Assessments in Valenzuela City, pursuant to the provision of the Local Government Code and its Implementing Rules and Regulations and for other Purposes

TABLE 253. ORDINANCES RELATED TO ASSESSMENT LEVEL

CLASSIFICATION		ORDINANCE
LAND	NUMBER	TITLE
Residential	078-1993	An Ordinance Governing the Imposition and Administration of Real Property Taxation in the Municipality of Valenzuela
Agricultural	078-1993	An Ordinance Governing the Imposition and Administration of Real Property Taxation in the Municipality of Valenzuela
Commercial	626-2019	An Ordinance Approving the Schedule of Market Values of Land for Commercial Classification and Basic Unit Construction Cost for Building and other Structures for the Revision of Real Property Assessments in Valenzuela City, pursuant to the provision of the Local Government Code and its Implementing Rules and Regulations and for other Purposes
Industrial	626-2019	An Ordinance Approving the Schedule of Market Values of Land for Commercial Classification and Basic Unit Construction Cost for Building and other Structures for the Revision of Real Property Assessments in Valenzuela City, pursuant to the provision of the Local Government Code and its Implementing Rules and Regulations and for other Purposes
BUILDING		TITLE
Residential	078-1993	An Ordinance Governing the Imposition and Administration of Real Property Taxation in the Municipality of Valenzuela
Agricultural	078-1993	An Ordinance Governing the Imposition and Administration of Real Property Taxation in the Municipality of Valenzuela
Commercial	078-1993	An Ordinance Governing the Imposition and Administration of Real Property Taxation in the Municipality of Valenzuela
Industrial	078-1993	An Ordinance Governing the Imposition and Administration of Real Property Taxation in the Municipality of Valenzuela

SOURCE: CITY ASSESSOR'S OFFICE



TABLE 254. ORDINANCES RELATED TO TAX RATE

CLASSIFICATION		ORDINANCE
LAND	NUMBER	TITLE
Residential	078-1993	An Ordinance Governing the Imposition and Administration of Real Property Taxation in the Municipality of Valenzuela
Agricultural	078-1993	An Ordinance Governing the Imposition and Administration of Real Property Taxation in the Municipality of Valenzuela
Commercial	626-2019	An Ordinance Approving the Schedule of Market Values of Land for Commercial Classification and Basic Unit Construction Cost for Building and other Structures for the Revision of Real Property Assessments in Valenzuela City, pursuant to the provision of the Local Government Code and its Implementing Rules and Regulations and for other Purposes
Industrial	626-2019	An Ordinance Approving the Schedule of Market Values of Land for Commercial Classification and Basic Unit Construction Cost for Building and other Structures for the Revision of Real Property Assessments in Valenzuela City, pursuant to the provision of the Local Government Code and its Implementing Rules and Regulations and for other Purposes
BUILDING	NUMBER	TITLE
Residential	078-1993	An Ordinance Governing the Imposition and Administration of Real Property Taxation in the Municipality of Valenzuela
Agricultural	078-1993	An Ordinance Governing the Imposition and Administration of Real Property Taxation in the Municipality of Valenzuela
Commercial	626-2019	An Ordinance Approving the Schedule of Market Values of Land for Commercial Classification and Basic Unit Construction Cost for Building and other Structures for the Revision of Real Property Assessments in Valenzuela City, pursuant to the provision of the Local Government Code and its Implementing Rules and Regulations and for other Purposes
Industrial	626-2019	An Ordinance Approving the Schedule of Market Values of Land for Commercial Classification and Basic Unit Construction Cost for Building and other Structures for the Revision of Real Property Assessments in Valenzuela City, pursuant to the provision of the Local Government Code and its Implementing Rules and Regulations and for other Purposes

SOURCE: CITY ASSESSOR'S OFFICE