

**LOCAL SCHOOL BOARD**

**RESOLUTION NO. 05 -2020**

Series of 2020

**RESOLUTION APPROPRIATING THE AMOUNT OF SEVEN HUNDRED MILLION (PHP 700,000,000.00) PESOS FROM THE PROCEEDS OF THE SPECIAL LEVY ON REAL PROPERTY CONSTITUTING THE SPECIAL EDUCATION FUND (SEF) TO FUND THE REGULAR CITY SCHOOL BOARD BUDGET, CALENDAR YEAR 2021 AND AUTHORIZING THE CITY TREASURER, VALENZUELA CITY TO DISBURSE FUNDS.**

**WHEREAS**, the City School Board of Valenzuela City, Metropolitan Manila, conducted a meeting and deliberation regarding the 2021 Special Education Fund, held on December 3, 2021 at Executive Building, Valenzuela City.

**WHEREAS**, after a thorough and diligent assessment of the priority programs and activities to improve the standard of public education system, the Board unanimously appropriated funds according to priorities as itemized in the proposed Local School Board Annual Budget which form part of the resolution;

**NOW THEREFORE**, be it **RESOLVED, AS IT IS HEREBY RESOLVED** by the Board to appropriate the amount of **SEVEN HUNDRED MILLION (PHP 700,000,000.00) PESOS** from the proceeds of the special levy on real property constituting the Special Education Fund (SEF) to fund the Regular City Local School Board Budget, Valenzuela City, for the Calendar Year 2021, and authorizing the City Treasurer, Valenzuela City, to disburse funds as indicated below:

**Part I: CERTIFICATION OF FUND SOURCES FOR APPROPRIATIONS**

1. Share of the Proceeds of the Special Levy on Real Property for Calendar Year 2021

<b>Real Property Tax (1% SEF)</b>	<b>PHP</b>	<b>700,000,000.00</b>
-----------------------------------	------------	-----------------------

**Part II: OBJECT OF EXPENDITURES**

Personal Services	<b>153,354,729.00</b>
-------------------	-----------------------

Maintenance & Other Operating Expenses	<b>398,880,832.00</b>
--	-----------------------


Capital Outlay	<b><u>147,764,439.00</u></b>
----------------	------------------------------

<b>TOTAL APPROPRIATIONS</b>	<b>PHP</b>	<b><u>700,000,000.00</u></b>
-----------------------------	------------	------------------------------

Unanimously approved this 3rd day of December, 2021 in Valenzuela City, Metro Manila, Philippines




**REA CATCHALIAN**  
Chairman



**DR. MELITON P. ZURBANO**  
OIC - City School Division Superintendent  
Co-Chairperson

**CRISSHA M. PINEDA**  
Member



**EXEQUIEL D. J. SERRANO**  
Member



**FILOMENO DAVA JR.**  
Member



**EMMALYN POLICARPIO**  
Member



**JEAN A. TROPEL**  
Member



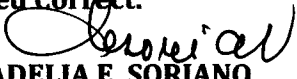
**ADELIA E. SORIANO**  
Member

**Part I: CERTIFICATION OF FUND SOURCES FOR APPROPRIATIONS**

1. Share of the Proceeds of the Special Levy on Real Property for Calendar Year 2021

<b>Real Property Tax (1% SEF)</b>	<b>PHP</b>	<b>700,000,000.00</b>
-----------------------------------	------------	-----------------------

**Certified Correct:**

  
**ADELIA E. SORIANO**  
City Treasurer

**PROGRAMMED APPROPRIATION AND OBLIGATION BY OBJECT OF EXPENDITURE  
LGU: VALENZUELA CITY**

**LOCAL SCHOOL BOARD**

Object of Expenditures	Account Code	Past Year 2019 (Actual)	Current Year 2020 (Estimate)			Budget Year 2021 (Estimate)
			First Sem. (Actual)	Second Sem. (Estimate)	Total	
<b>PERSONAL SERVICES</b>						
-Salaries & Wages - Casual /Contractual	5-01-01-020					
* Contractual Medical Team	5-01-01-020-3	4,690,928.49	3,540,354.36	1,176,569.64	4,716,924.00	4,627,332.00
* Computer Aide Instructor	5-01-01-020-3	4,617,090.38	3,148,534.54	1,767,073.46	4,915,608.00	5,184,000.00
* SPED Administrators and Teachers	5-01-01-020-3	4,999,521.07	3,453,934.72	838,117.28	4,292,052.00	5,879,856.00
* Non- Teaching Employees	5-01-01-020-3	1,927,632.39	1,284,205.36	726,394.64	2,010,600.00	2,836,980.00
* Day Care Teachers	5-01-01-020-3	9,009,542.51	6,676,696.50	2,869,627.50	9,546,324.00	10,573,056.00
* Utility/Drivers/Watchman	5-01-01-020-3	12,115,629.78	8,567,579.23	3,007,380.77	11,574,960.00	20,205,960.00
* ALS	5-01-01-020-3	7,804,680.77	5,818,962.79	2,786,777.21	8,605,740.00	8,605,740.00
-Personal Economic Relief Allowance (PERA)	5-01-02-010					
* Contractual Medical Team	5-01-02-010-3	381,636.36	285,909.09	98,090.91	384,000.00	312,000.00
* Computer Aide Instructor	5-01-02-010-3	737,909.09	502,000.00	242,000.00	744,000.00	720,000.00
* SPED Administrators and Teachers	5-01-02-010-3	459,909.09	349,000.00	83,000.00	432,000.00	504,000.00
* Non- Teaching Employees	5-01-02-010-3	295,545.45	195,816.29	116,183.71	312,000.00	408,000.00
* Day Care Teachers	5-01-02-010-3	1,369,909.10	1,007,079.93	360,920.07	1,368,000.00	1,368,000.00
* Utility/Drivers/Watchman	5-01-02-010-3	2,122,999.99	1,507,636.36	580,363.64	2,088,000.00	2,976,000.00
* ALS	5-01-02-010-3	1,281,181.77	927,545.45	488,454.55	1,416,000.00	1,416,000.00
-Clothing/ Uniform Allowance	5-01-02-040					
* Contractual Medical Team	5-01-02-040-3	96,000.00	78,000.00	18,000.00	96,000.00	78,000.00
* Computer Aide Instructor	5-01-02-040-3	180,000.00	165,000.00	21,000.00	186,000.00	180,000.00
* SPED Administrators and Teachers	5-01-02-040-3	126,000.00	111,000.00	-	111,000.00	126,000.00
* Non- Teaching Employees	5-01-02-040-3	72,000.00	81,000.00	-	81,000.00	102,000.00
* Day Care Teachers	5-01-02-040-3	336,000.00	333,000.00	9,000.00	342,000.00	342,000.00
* Utility/Drivers/Watchman	5-01-02-040-3	546,000.00	487,500.00	34,500.00	522,000.00	744,000.00
* ALS	5-01-02-040-3	330,000.00	315,000.00	36,000.00	351,000.00	354,000.00
-Subsistence Allowance	5-01-02-050	318,725.00	142,950.00	142,688.75	285,638.75	234,000.00
-Laundry Allowance	5-01-02-060	44,873.22	19,847.27	8,952.73	28,800.00	23,400.00
-Honoraria	5-01-02-100					
* SPED Administrators and Teachers	5-01-02-100-3	1,153,000.00	56,000.00	1,144,000.00	1,200,000.00	1,200,000.00
* DepEd Administrators and Teachers	5-01-02-100-4	4,012,569.35	966,620.97	3,989,379.03	4,956,000.00	5,460,000.00
-Hazard Pay	5-01-02-110	1,977,626.47	886,784.50	294,807.75	1,181,592.25	1,156,833.00
-Overtime and Night Pay	5-01-02-130	932,244.21	205,321.75	1,294,678.25	1,500,000.00	1,500,000.00
-Year End Bonus	5-01-02-140					
* Contractual Medical Team	5-01-02-140	726,951.00	355,581.00	15,566.00	371,147.00	385,611.00
* Computer Aide Instructor	5-01-02-140	792,840.00	366,027.80	2,483.20	368,511.00	432,000.00
* SPED Administrators and Teachers	5-01-02-140	881,945.60	395,794.00	-	395,794.00	489,988.00
* Non- Teaching Employees	5-01-02-140	296,909.60	182,812.00	-	182,812.00	236,415.00
* Day Care Teachers	5-01-02-140	1,561,983.20	815,333.00	-	815,333.00	881,088.00
* Utility/Drivers/Watchman	5-01-02-140	2,103,025.70	993,566.60	-	993,566.60	1,883,830.00
* ALS	5-01-02-140	1,317,435.80	673,914.00	20,912.40	694,826.40	717,145.00
-Cash Gift	5-01-02-150					
* Contractual Medical Team	5-01-02-150-3	80,000.00	-	80,000.00	80,000.00	65,000.00
* Computer Aide Instructor	5-01-02-150-3	155,000.00	3,500.00	151,500.00	155,000.00	150,000.00
* SPED Administrators and Teachers	5-01-02-150-3	108,000.00	-	90,000.00	90,000.00	105,000.00
* Non- Teaching Employees	5-01-02-150-3	55,500.00	-	65,000.00	65,000.00	85,000.00
* Day Care Teachers	5-01-02-150-3	283,000.00	12,000.00	253,194.00	265,194.00	285,000.00
* Utility/Drivers/Watchman	5-01-02-150-3	439,500.00	3,000.00	432,000.00	435,000.00	620,000.00
* ALS	5-01-02-150-3	253,000.00	-	295,000.00	295,000.00	295,000.00
-Retirement and Life Insurance Premiums	5-01-03-010					
* Contractual Medical Team	5-01-03-010-3	572,002.62	424,910.52	141,120.48	566,031.00	555,280.00
* Computer Aide Instructor	5-01-03-010-3	576,024.72	398,005.68	191,867.32	589,873.00	622,080.00
* SPED Administrators and Teachers	5-01-03-010-3	580,673.66	436,174.20	78,871.80	515,046.00	705,583.00

**PROGRAMMED APPROPRIATION AND OBLIGATION BY OBJECT OF EXPENDITURE  
LGU: VALENZUELA CITY**

**LOCAL SCHOOL BOARD**

Object of Expenditures	Account Code	Past Year	Current Year 2020 (Estimate)			Budget Year
		2019 (Actual)	First Sem. (Actual)	Second Sem. (Estimate)	Total	2021 (Estimate)
<i>Continuation (page 2)</i>						
<b>-Pag-IBIG Contributions</b>	<b>5-01-03-020</b>					
* Contractual Medical Team	5-01-03-020-3	31,062.00	21,717.98	72,621.02	94,339.00	92,547.00
* Computer Aide Instructor	5-01-03-020-3	39,364.20	28,057.04	70,255.96	98,313.00	103,680.00
* SPED Administrators and Teachers	5-01-03-020-3	28,271.36	19,778.52	66,063.48	85,842.00	117,598.00
* Non- Teaching Employees	5-01-03-020-3	14,600.00	9,900.00	30,312.00	40,212.00	56,740.00
* Day Care Teachers	5-01-03-020-3	78,742.56	58,471.20	132,455.80	190,927.00	211,462.00
* Utility/Drivers/Watchman	5-01-03-020-3	109,786.22	77,433.96	154,066.04	231,500.00	404,120.00
* ALS	5-01-03-020-3	63,721.40	47,878.52	124,236.48	172,115.00	172,115.00
<b>-Philhealth Contributions</b>	<b>5-01-03-030</b>					
* Contractual Medical Team	5-01-03-030-3	59,065.54	53,114.20	17,639.80	70,754.00	80,979.00
* Computer Aide Instructor	5-01-03-030-3	67,047.30	49,750.71	23,984.29	73,735.00	90,720.00
* SPED Administrators and Teachers	5-01-03-030-3	66,529.45	54,366.39	10,014.61	64,381.00	102,898.00
* Non- Teaching Employees	5-01-03-030-3	24,297.86	19,382.25	10,776.75	30,159.00	49,648.00
* Day Care Teachers	5-01-03-030-3	130,177.32	105,365.54	37,829.46	143,195.00	185,029.00
* Utility/Drivers/Watchman	5-01-03-030-3	177,672.17	135,308.17	38,316.83	173,625.00	353,605.00
* ALS	5-01-03-030-3	120,331.76	91,969.44	37,117.56	129,087.00	150,601.00
<b>-Employees Compensation Insurance Premiums</b>	<b>5-01-03-040</b>					
* Contractual Medical Team	5-01-03-040-3	19,177.42	14,300.00	4,900.00	19,200.00	15,600.00
* Computer Aide Instructor	5-01-03-040-3	36,900.00	25,100.00	12,100.00	37,200.00	36,000.00
* SPED Administrators and Teachers	5-01-03-040-3	23,002.38	17,450.00	4,150.00	21,600.00	25,200.00
* Non- Teaching Employees	5-01-03-040-3	15,167.00	9,893.01	5,706.99	15,600.00	20,400.00
* Day Care Teachers	5-01-03-040-3	67,795.45	50,351.75	18,048.25	68,400.00	68,400.00
* Utility/Drivers/Watchman	5-01-03-040-3	105,756.66	74,843.44	29,556.56	104,400.00	148,800.00
* ALS	5-01-03-040-3	64,822.90	46,382.76	24,417.24	70,800.00	70,800.00
<b>-Terminal Leave Benefits</b>	<b>5-01-04-030</b>	<b>1,427,511.61</b>	<b>1,247,179.29</b>	<b>252,820.71</b>	<b>1,500,000.00</b>	<b>1,500,000.00</b>
<b>-Other Personnel Benefits</b>	<b>5-01-04-990</b>	<b>70,606,410.65</b>	<b>36,214,524.85</b>	<b>15,435,475.15</b>	<b>51,650,000.00</b>	<b>58,800,000.00</b>
<b>Total Personal Services</b>		<b>150,047,974.70</b>	<b>87,460,833.60</b>	<b>41,558,438.40</b>	<b>129,019,272.00</b>	<b>153,354,729.00</b>
<b>MAINTENANCE &amp; OTHER OPERATING EXPENDITURES</b>						
<b>-Traveling Expenses- Local</b>	<b>5-02-01-01</b>	<b>352,258.16</b>	<b>941,650.00</b>	<b>80,653.00</b>	<b>1,022,203.00</b>	<b>50,000.00</b>
<b>-Training Expenses</b>	<b>5-02-02-010</b>	<b>3,248,129.00</b>	<b>3,530,487.00</b>	<b>6,779,153.00</b>	<b>10,309,640.00</b>	<b>500,000.00</b>
<b>-Training Expenses - Nanay Teacher</b>	<b>5-02-02-010-1</b>	<b>8,727,191.49</b>	<b>12,258,652.00</b>	<b>8,420,027.00</b>	<b>20,678,679.00</b>	<b>-</b>
<b>-Office Supplies Expenses</b>	<b>5-02-03-010</b>	<b>633,980.88</b>	<b>-</b>	<b>465,959.40</b>	<b>465,959.40</b>	<b>1,000,000.00</b>
<b>-Fuel, Oil and Lubricants Expenses</b>	<b>5-02-03-090</b>	<b>261,490.56</b>	<b>153,736.26</b>	<b>646,263.74</b>	<b>800,000.00</b>	<b>800,000.00</b>
<b>-Textbook and Instructional Materials Expenses</b>	<b>5-02-03-110</b>	<b>32,491,400.60</b>	<b>2,596,695.00</b>	<b>12,995,455.76</b>	<b>15,592,150.76</b>	<b>29,500,000.00</b>
<b>-Other Supplies and Materials Expenses</b>	<b>5-02-03-990</b>	<b>12,055,106.89</b>	<b>14,259,944.55</b>	<b>5,643,704.05</b>	<b>19,903,648.60</b>	<b>5,000,000.00</b>
<b>-Other Supplies and Materials Expenses- School Kit</b>	<b>5-02-03-990-2</b>	<b>39,664,890.90</b>	<b>38,672,378.50</b>	<b>-</b>	<b>38,672,378.50</b>	<b>40,000,000.00</b>
<b>-Water Expenses</b>	<b>5-02-04-010</b>	<b>19,139,789.69</b>	<b>5,188,471.06</b>	<b>13,164,740.80</b>	<b>18,353,211.86</b>	<b>20,000,000.00</b>
<b>-Electricity Expenses</b>	<b>5-02-04-020</b>	<b>33,499,959.83</b>	<b>8,894,389.73</b>	<b>32,576,244.74</b>	<b>41,470,634.47</b>	<b>51,500,000.00</b>
<b>-Internet Subscription Expenses</b>	<b>5-02-05-030</b>					<b>3,120,832.00</b>
<b>-Other Professional Services</b>	<b>5-02-11-990</b>	<b>15,988,960.75</b>	<b>12,204,772.08</b>	<b>18,416,203.92</b>	<b>30,620,976.00</b>	<b>17,650,000.00</b>
<b>-Security Services</b>	<b>5-02-12-030</b>	<b>34,323,333.33</b>	<b>24,680,000.00</b>	<b>10,320,000.00</b>	<b>35,000,000.00</b>	<b>45,360,000.00</b>
<b>-Other General Services</b>	<b>5-02-12-990</b>	<b>83,860,967.25</b>	<b>59,904,497.51</b>	<b>5,137,135.49</b>	<b>65,041,633.00</b>	<b>85,200,000.00</b>
<b>-Rep &amp; Maint - Buildings &amp; Other Structures</b>						
* School Buildings	5-02-13-040-02	4,656,019.00	-	14,102,950.00	14,102,950.00	3,500,000.00
* Other Structures	5-02-13-040-99	231,300.00	-	500,000.00	500,000.00	500,000.00
<b>-Rep &amp; Maint - Machinery &amp; Equipment</b>						
* Office Equipment	5-02-13-050-02	259,100.00	724,090.00	22,050.00	746,140.00	1,000,000.00
<b>-Rep &amp; Maint -Transportation Equipment</b>						
* Motor Vehicles	5-02-13-060-01	1,104,694.88	151,744.00	348,256.00	500,000.00	200,000.00
<b>-Repair &amp; Maintenance - Furniture &amp; Fixtures</b>	<b>5-02-13-070-1</b>	<b>-</b>	<b>768,240.00</b>	<b>-</b>	<b>768,240.00</b>	<b>100,000.00</b>
<b>-Taxes, Duties and Licenses</b>	<b>5-02-16-010</b>	<b>17,402.16</b>	<b>632,777.52</b>	<b>15.00</b>	<b>632,792.52</b>	<b>700,000.00</b>
<b>-Insurance Expenses</b>	<b>5-02-16-030</b>	<b>2,101,911.34</b>	<b>2,470,756.86</b>	<b>-</b>	<b>2,470,756.86</b>	<b>2,500,000.00</b>

**PROGRAMMED APPROPRIATION AND OBLIGATION BY OBJECT OF EXPENDITURE  
LGU: VALENZUELA CITY**

## LOCAL SCHOOL BOARD

Object of Expenditures	Account Code	Past Year 2019 (Actual)	Current Year 2020 (Estimate)			Budget Year 2021 (Estimate)
			First Sem. (Actual)	Second Sem. (Estimate)	Total	
<u>Continuation (page 3)</u>						
* SPED Assistance Program & Special Day	5-02-99-990-3	1,436,924.00	-	1,529,243.14	1,529,243.14	-
* Educational Research	5-02-99-990-4	17,224,091.82	-	-	-	-
* Journalism Competition	5-02-99-990-5	254,500.00	-	140,000.00	140,000.00	-
* Math Programs	5-02-99-990-6	294,445.20	106,160.00	243,840.00	350,000.00	-
* Skill Competition for TLE Programs	5-02-99-990-7		21,000.00	311,500.00	332,500.00	-
* Science Competition (TUKLAS)	5-02-99-990-8	189,500.00	-	140,000.00	140,000.00	-
* Sports Development Program	5-02-99-990-9	11,749,276.80	1,120,500.00	3,326,847.40	4,447,347.40	-
* Sports Values Development Program	5-02-99-990-10	19,693,985.00	1,521,000.00	3,699,680.00	5,220,680.00	-
* Youth Development Program	5-02-99-990-11	1,005,786.00	-	1,500,000.00	1,500,000.00	-
* 11 Months School Instruction	5-02-99-990-14	8,264,681.50	-	1,700,000.00	1,700,000.00	-
* SPED Paralympics	5-02-99-990-15	406,000.00	-	554,150.00	554,150.00	-
* Batang Pinoy	5-02-99-990-16	144,600.00	-	500,000.00	500,000.00	-
* Araling Panlipunan & ESP	5-02-99-990-17	-	8,000.00	328,400.00	334,400.00	-
* MAPEH	5-02-99-990-18	167,500.00	-	350,000.00	350,000.00	-
-Debt Amortization/ interest Loan						
-Loans Payable- Domestic		63,602,581.44	23,471,936.20	31,528,063.80	55,000,000.00	55,000,000.00
-Interest Expense	5-03-01-020	19,068,604.58	7,042,499.61	19,774,707.87	26,817,207.48	27,250,000.00
-Other Financial Charges	5-03-01-990	149,865.22	51,745.50	198,254.50	250,000.00	250,000.00
<b>PRIOR YEARS OBLIGATIONS</b>						
-Travelling Expenses- Local	5-02-01-010	3,771.00	-	-	-	-
-Textbooks and Instructional Materials Expenses	5-02-03-110	5,261,210.00	6,322,470.00	-	6,322,470.00	-
-Other Supplies and Materials Expenses	5-02-03-990	1,828,132.00	5,947,996.50	0.50	5,947,997.00	-
-Water Expenses	5-02-04-010	4,945,112.54	6,353,211.86	1,646,788.14	8,000,000.00	-
-Electricity Expenses	5-02-04-020	11,439,936.35	23,528,715.97	649.56	23,529,365.53	-
-Security Services	5-02-12-030	6,963,333.33	9,280,000.00	-	9,280,000.00	-
-Rep & Maint - Other Structures	5-02-13-040-99	-	90,000.00	-	90,000.00	-
-Rep & Maint - Office Equipment	5-02-13-05-02	-	194,250.00	-	194,250.00	-
-Rep & Maint - Motor Vehicles	5-02-13-060-01	-	137,080.00	234,525.00	371,605.00	-
-Printing & Publication Expenses	5-02-99-020	358,800.00	-	117,000.00	117,000.00	-
-Representation Expenses	5-02-99-030	359,360.00	584,365.85	-	584,365.85	-
-Rent Expenses	5-02-99-050	2,287,650.00	274,500.00	-	274,500.00	-
-Other Maintenance & Operating Expenses	5-02-99-990	-	209,695.00	13,050.00	222,745.00	-
-OMOE- Education Research	5-02-99-990	8,189.71	-	-	-	-
<b>Total M. O. O. E.</b>		<b>483,229,116.82</b>	<b>278,645,734.87</b>	<b>201,342,164.96</b>	<b>479,987,899.83</b>	<b>398,880,832.00</b>
<b>CAPITAL OUTLAY</b>						
-Land	1-07-01-010	4,664,925.00	26,849,235.00	11,150,765.00	38,000,000.00	-
-Other Land Improvement	1-07-02-990					53,000,000.00
-Power Supply Systems	1-07-03-050	-	-	4,000,000.00	4,000,000.00	-
-School Buildings	1-07-04-020	3,540,026.97				93,500,000.00
-Office Equipment	1-07-05-020	6,120,330.90	582,000.00	321,801.86	903,801.86	-
-ICT Equipment	1-07-05-030	6,394,450.00	-	4,000,000.00	4,000,000.00	-
-ICT Equipment (Win Lab)	1-07-05-030	-	-	5,500,000.00	5,500,000.00	-
-Communication Equipment	1-07-05-070	-	-	68,150,000.00	68,150,000.00	-
-Technical & Scientific Equipment	1-07-05-14	-	-	3,950,000.00	3,950,000.00	-
-Furniture and Fixtures	1-07-07-010	1,760,000.00	757,948.14	1,080,948.14	1,838,896.28	-
-Other Property, Plant & Equipment	1-07-99-990	15,377,845.00	1,863,069.00	475,525.00	2,338,594.00	-
-Computer Software	1-09-01-020	3,992,240.00	2,621,776.91	1,378,223.09	4,000,000.00	1,264,439.00
<b>Total Capital Outlay</b>		<b>41,849,817.87</b>	<b>32,674,029.05</b>	<b>100,007,263.09</b>	<b>132,681,292.14</b>	<b>147,764,439.00</b>
<b>TOTAL APPROPRIATIONS</b>		<b>675,126,909.39</b>	<b>398,780,597.52</b>	<b>342,907,866.45</b>	<b>741,688,463.97</b>	<b>700,000,000.00</b>